



Responsive Responsible Resilient

भारतीय स्टेट बैंक
STATE BANK OF INDIA
Annual Report 2022-23

Transformational

Connected

Innovative

Inclusive

Social

Sustainable





Responsive

At SBI, customer-centricity is of paramount importance, and we have a proactive and flexible approach to meet the changing financial demands of our customers. We employ cutting-edge technology and new solutions to offer seamless and efficient banking experiences, keeping our finger on the pulse of market developments. We aspire to surpass expectations and establish long-term relationships with our valued clients by providing responsive customer service, multi-channel accessibility, and customised solutions.



Responsible

We adhere to the highest standards of corporate governance, ethics, and openness while operating with uncompromising integrity. To limit risk and safeguard the interests of our stakeholders, we comply with regulations and employ responsible lending practices. In addition to this, we promote environmental responsibility by sponsoring initiatives with favourable social and environmental benefits. Our commitment to corporate social responsibility helps strengthen communities, allowing for inclusive growth and societal progress.



Resilient

We have always stood resolute in the face of challenges, fortified by a robust framework, that ensures resilience across operations. We maintain a strong capital base, diligent risk management practices, and diversified business portfolios to withstand market fluctuations. Our strategic focus on digital transformation equips us with the agility to adapt swiftly to changing landscapes, ensuring uninterrupted banking services and fostering financial stability.

Contents

Company Overview

SBI at a Glance	2
Products and Services	4
Financial Legacy	6
Ratings	7
Awards and Recognitions	8
Reach	10
Chairman's Message	12

Responsible Approach

Environment	20
Customers	22
People	24
Community	26

Governance

Central Board of Directors	28
Committees of the Board	30
Members of the Central Management Committee	31
Members of Local Boards	32
Bank's Auditors	33
Our Group Structure	34

Statutory Reports

Directors' Report	38
Corporate Governance Report	104
Business Responsibility and Sustainability Report	139

Financial Statements

Standalone	140
Consolidated	228
Pillar 3 Disclosures (Consolidated)	290
Notice	328
Green Initiative	336



Scan QR Code to download

https://bank.sbi/documents/17826/35696/Annual_Report_2023.pdf

Highlights, FY2023

FINANCIAL

TOTAL ASSETS

₹55,16,979 Cr

↑ 10.61%

DEPOSITS

₹44,23,778 Cr

↑ 9.19%

ADVANCES

₹32,69,242 Cr

↑ 15.99%

NET INTEREST INCOME (NII)

₹1,44,841 Cr

↑ 19.99%

FEE INCOME

₹26,245 Cr

↑ 6.84%

PROFIT AFTER TAX (PAT)

₹50,232 Cr

↑ 58.58%

↑ YoY Growth

NON-FINANCIAL

CUMULATIVE REGISTERED
USERS IN YONO

6.07+ Cr

NO OF NEW DIGITAL SAVINGS
ACCOUNTS OPENED PER DAY

~23,000

AVERAGE DAILY CARDLESS CASH
WITHDRAWAL

1.07 Lakh

TOTAL EMPLOYEES

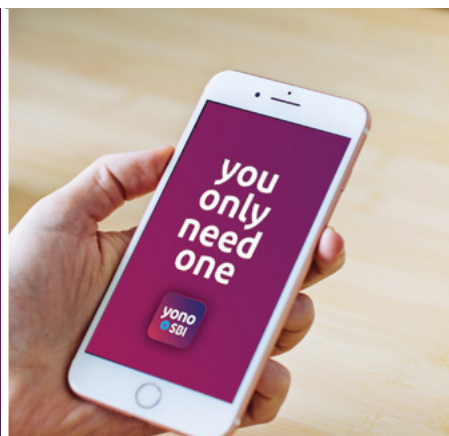

2,35,858

CSR EXPENDITURE

₹316.76 Cr

WOMEN IN THE WORKFORCE

26.78%



Redefining Banking for More Than Two Centuries

Over the period of more than 200 years, we have been able to cement SBI's position as the largest bank in the country. We have been able to successfully redefine the banking landscape in India through the introduction of various industry-first products and services for all our customer segments. In line with the requirements of our customers, we have successfully diversified our businesses and leveraged the latest technologies to remain the preferred Bank of the Indian populace. As we move ahead, we will continue to further redefine banking through responsible and sustainable banking solutions.

We are India's largest bank

We serve 48+ Crore customers

We have a user base of 6.07+ Crore on our digital application - YONO



Vision
Be the Bank of Choice for a Transforming India



Mission
Committed to providing Simple, Responsive and Innovative Financial Solutions

Values



Service



Transparency



Ethics



Politeness



Sustainability

LEADING THE WAY*

22,405

TOTAL BRANCHES

65,627

ATMs AND ADWMS

76,089

CSPs

22.99%

MARKET SHARE OF DEPOSITS

19.68%

MARKET SHARE OF ADVANCES

29.90%

MARKET SHARE OF ATMs

26.25%

MARKET SHARE OF DEBIT CARD SPENDS

26%

MARKET SHARE IN REMITTANCES

20.89%

MARKET SHARE IN MOBILE BANKING TRANSACTIONS IN VALUE



*As on 31st March 2023

ESG HIGHLIGHTS

23,679.55 MW

CAPACITY OF RENEWAL ENERGY PORTFOLIO

US\$ 1 Billion

CONCLUDED THE LANDMARK SYNDICATED SOCIAL LOAN

₹36,243 Crore

VALUE OF RENEWABLE ENERGY (RE) PROJECTS SANCTIONED

B

CARBON DISCLOSURE PROJECT RATING IN 2022

46

EV CHARGERS INSTALLED

32

GREEN BUILDING CERTIFICATIONS

8.34+ Lakh

TREES PLANTED IN FY2023

5,190

EMPLOYEES WITH DISABILITIES

~54 Lakh

CSR BENEFICIARIES

Diversified Portfolio Catering to Everyone

At SBI, our focus has always been on ensuring to offer a wide range of banking products and services to all our customer segments. Through our various branches and outlets, joint ventures, subsidiaries and associate companies, we are able to meet the requirements of all our customers.

PERSONAL BANKING

[PG 41 ▶](#)

We offer integrated Personal Banking services through a wide range of loan products, Salary Packages, Digital Loan offerings, NRI Business, and Wealth Management services, amongst others.

Key highlights

- Real estate portfolio stands at ₹6.41 trillion.
- High-value car loan segment registered a growth of 160% YoY.
- Provided education loans to 1,13,793 students during the year.
- Personal loan portfolio reached ₹3,49,988 Crore.

#1

HOME LOAN PROVIDER IN INDIA

#1

EDUCATION LOAN PROVIDER IN INDIA

#1

PERSONAL LOAN PROVIDER IN INDIA

RURAL BANKING

[PG 51 ▶](#)

We cater to the needs of India's rural citizens through our offerings under financial inclusion micro credit and agriculture business.

- Lending to farming and agricultural activities crossed ₹2,58,000 Crore.
- Crossed ₹34,000 Crore in the SHG loan portfolio.
- Provided training to 99,438 candidates through our 152 Rural Self Employment Training Institutes (RSETIs).

#1

LENDER TO FARMING AND AGRICULTURAL ACTIVITIES IN INDIA

#1

MARKET SHARE IN SHG LOANS IN INDIA

152

RURAL SELF EMPLOYMENT TRAINING INSTITUTES (RSETIs) SET UP ACROSS INDIA

INTERNATIONAL BANKING GROUP

[PG 57 ▶](#)

We are the pioneers of International Banking in India. The International Banking arm is a consistent contributor to transforming the industry landscape through its Overseas Branches, Overseas Banking Subsidiaries, Joint Ventures and Associates.

- Acted as the Lead Arranger in Syndicated Loan facility of three Fortune 500 companies in the US.
- Awarded as 'The Best Trade Finance Provider (India) - 2023' for the eleventh consecutive year by Global Finance Magazine, New York.

1st

INDIAN BANK TO EXPAND ITS PRESENCE GLOBALLY

\$1+ Bn

RESOURCES RAISED FROM DIFFERENT MULTILATERAL AGENCIES

\$12.81 Bn

VALUE OF FOREIGN CURRENCY LOANS SANCTIONED TO INDIA-BASED CORPORATES

SME BANKING

[PG 49 ▶](#)

We are the leaders of SME financing in the country. We provide simple and innovative financial solutions to our SME clientele along with high-quality customer services.

- SME portfolio reached ₹3,59,270 Crore.
- Entered 16 new e-DFS and 37 new e-VFS tie-ups.
- Entered into co-lending agreements with 5 NBFCs.

19 Lakh

TOTAL SME CUSTOMERS

833

DEDICATED SME INTENSIVE BRANCHES

2,000+

RELATIONSHIP MANAGERS (RMs) DEDICATED TO SMEs

CORPORATE BANKING

[PG 55 ▶](#)

Our Corporate Account Group and Commercial Credit Group provide one-stop solution, by providing a wide range of financial products and services, to top corporates of the country and Navratna PSUs.

- Investments worth ₹800 Crore sanctioned in Private Equity/ Alternative Investment Funds.
- Made FX-All and e-Forex platforms available to customers to meet their foreign exchange requirements.

One-stop solution

FOR FINANCIAL SERVICES AND PRODUCTS TO TOP-RATED CORPORATES AND THEIR FOREIGN ASSOCIATES AND SUBSIDIARIES

Funding of

LARGE PROJECTS THROUGH PROJECT FINANCE AND STRUCTURING SBU

₹9.80 Lakh Crore

TOTAL PORTFOLIO OF CORPORATE BANKING

GOVERNMENT BANKING

[PG 53 ▶](#)

We are the undisputed market leader in the Government business. It significantly contributes towards e-governance initiatives taken by the GOI and is instrumental in the development of e-Solutions for both Central and State Governments.

- Recorded a turnover of ₹60,35,342 Crore.
- Administered pension payments to ~43 Lakh pensioners.
- Added 2.54 Lakh new pension accounts during the year.

#1

MARKET SHARE IN CENTRAL GOVERNMENT BUSINESS

26

CENTRAL GOVERNMENT MINISTRIES AND DEPARTMENTS FOR WHICH WE ARE THE ACCREDITED BANKER

₹3,953 Crore

TOTAL COMMISSION EARNED

A Decade of Banking Excellence

	2013-14	2014-15	2015-16	2016-17	2017-18	2018-19	2019-20	2020-21	2021-22	2022-23
Liabilities										
Capital (₹ in Crore)	747	747	776	797	892	892	892	892	892	892
Reserves & Surplus (₹ in Crore)	1,17,536	1,27,692	1,43,498	1,87,489	2,18,236	2,20,021	2,31,115	2,52,983	2,79,196	3,26,716
Deposits (₹ in Crore)	13,94,409	15,76,793	17,30,722	20,44,751	27,06,344	29,11,386	32,41,621	36,81,277	40,51,534	44,23,778
Borrowings (₹ in Crore)	1,83,131	2,05,150	3,23,345	3,17,694	3,62,142	4,03,017	3,14,656	4,17,298	4,26,043	4,93,135
Other's (₹ in Crore)	96,927	1,37,698	1,59,276	1,55,235	1,67,138	1,45,597	1,63,110	1,81,980	2,29,932	2,72,457
Total (₹ in Crore)	17,92,748	20,48,080	23,57,617	27,05,966	34,54,752	36,80,914	39,51,394	45,34,430	49,87,597	55,16,979
Assets										
Investments (₹ in Crore)	3,98,800	4,81,759	5,75,652	7,65,990	10,60,987	9,67,022	10,46,954	13,51,705	14,81,445	15,70,366
Advances (₹ in Crore)	12,09,829	13,00,026	14,63,700	15,71,078	19,34,880	21,85,877	23,25,290	24,49,498	27,33,967	31,99,269
Other Assets (₹ in Crore)	1,84,119	2,66,295	3,18,265	3,68,898	4,58,885	5,28,015	5,79,150	7,33,227	7,72,185	7,47,344
Total (₹ in Crore)	17,92,748	20,48,080	23,57,617	27,05,966	34,54,752	36,80,914	39,51,394	45,34,430	49,87,597	55,16,979
Net Interest Income (₹ in Crore)	49,282	55,015	57,195	61,860	74,854	88,349	98,085	1,10,710	1,20,708	1,44,841
Provisions for NPA (₹ in Crore)	14,224	17,908	26,984	32,247	70,680	54,529	42,776	27,244	14,087	9,144
Operating Result (₹ in Crore)	32,109	39,537	43,258	50,848	59,511	55,436	68,133	71,554	75,292	83,713
Net Profit Before Taxes (₹ in Crore)	16,174	19,314	13,774	14,855	-15,528	1,607	25,063	27,541	43,422	67,205
Net Profit (₹ in Crore)	10,891	13,102	9,951	10,484	-6,547	862	14,488	20,410	31,676	50,232
Return on Average Assets (%)	0.65	0.68	0.46	0.41	-0.19	0.02	0.38	0.48	0.67	0.96
Return on equity (%)	10.49	11.17	7.74	7.25	-3.78	0.48	7.74	9.94	13.92	19.43
Expenses to Income (%) (operating Expenses to total Net Income)	52.67	49.04	49.13	47.75	50.18	55.70	52.46	53.60	53.31	53.87
Profit Per employee (₹ in 000)	485	602	470	511	-243	33	578.98	828.35	1,292.72	2,122.64
Earnings Per Share (₹)*	156.76	17.55	12.98	13.43	-7.67	0.97	16.23	22.87	35.49	56.29
Dividend Per Share (₹)*	30	3.5	2.60	2.60	Nil	Nil	Nil	4.00	7.10	11.30
Share Price (on NSE) (₹)*	1,917.70	267.05	194.25	293.40	249.90	320.75	196.85	364.30	493.55	523.75
Dividend Pay out Ratio % (₹)	20.56	20.21	20.28	20.11	NA	NA	NA	17.49	20.00	20.08
Capital Adequacy Ratio (%)										
Basel-II Total Capital (₹ in Crore)	1,45,845	1,54,491	1,81,800	2,06,685	2,34,056	2,41,073	2,66,596	3,01,980	3,34,829	
%	12.96	12.79	13.94	13.56	12.74	12.85	13.13	13.82	13.85	
Tier I Capital (₹ in Crore)	1,12,333	1,22,025	1,35,757	1,56,506	1,84,146	1,94,655	2,17,477	2,44,421	2,69,708	
%	9.98	10.1	10.41	10.27	10.02	10.38	10.71	11.19	11.16	
Tier II Capital (₹ in Crore)	33,512	32,466	46,043	50,179	49,910	46,418	49,119	57,559	65,121	
%	2.98	2.69	3.53	3.29	2.72	2.47	2.42	2.63	2.69	
Basel-III Total Capital (₹ in Crore)	1,40,151	1,46,519	1,75,903	2,04,731	2,38,154	2,45,225	2,74,036	3,08,893	3,42,792	4,08,579
%	12.44	12	13.12	13.11	12.60	12.72	13.06	13.74	13.83	14.68
Tier I Capital (₹ in Crore)	1,09,547	1,17,157	1,33,035	1,61,644	1,95,820	2,05,238	2,30,769	2,57,177	2,83,070	3,35,528
%	9.72	9.60	9.92	10.35	10.36	10.65	11.00	11.44	11.42	12.06
Tier II Capital (₹ in Crore)	30,604	29,362	42,868	43,087	42,334	39,987	43,267	51,716	59,722	73,051
%	2.72	2.40	3.20	2.76	2.24	2.07	2.06	2.30	2.41	2.62
Net NPA to Net Advances (%)	2.57	2.12	3.81	3.71	5.73	3.01	2.23	1.50	1.02	0.67
Number of Domestic Branches	15,869	16,333	16,784	17,170	22,414	22,010	22,141	22,219	22,266	22,405
Number of Foreign Branches / offices	190	191	198	195	206	208	233	229	227	235

*The face value of shares of the Bank was split from ₹10 per share to ₹1 per share - w.e.f. 22nd November 2014. The data is on ₹1 per share from 2014-15 onwards and ₹10 per share for earlier years.

Ratings

	Rating	Rating Agency
BANK RATING	Baa3/Stable/P-3	Moody's
	BBB-/Stable/A-3	S&P
	BBB-/Stable/F-3	Fitch Ratings
AT 1 BONDS	AA+/Stable	CRISIL
	AA+/Stable	ICRA
	AA+/Stable	CARE
TIER II BONDS	AAA/Stable	CARE
	AAA/Stable	ICRA
INFRASTRUCTURE BONDS	AAA/Stable	ICRA
	AAA/Stable	India Ratings

CARE : Credit Analysis & Research Limited

ICRA : ICRA Limited

CRISIL : CRISIL Limited

S&P : Standard & Poor's

Note: Ratings as on 31.03.2023

Awards and Recognitions

Getting Rewarded for our Endeavours

1



IBA 18th Annual Technology Award 2022

2



Awarded "Best Performing Bank under CLSS" from Government of India, Ministry of Housing & Urban Affairs under PMAY-U Awards-2021: 150 Days Challenge"

3



Awarded "Special Jury Award for Consistent Transformation" from BT-KPMG Best Banks & Fintechs Awards 2022

4



Awarded "India's Best Annual Report Awards-2022

5



Awarded "Best Security Awareness Award" and "Best Security Operations Centre of the year" from NASSCOM-DSCI Excellence Awards 2022

6



Awarded "The Best Bank Award 2022" from Global Finance Magazine

7



ET BFSI Best Brands 2022 and ET BFSI Best Brands 2023

8



ICAI awards for excellence in financial reporting for year 2021-22 Gold Shield, category I - Public Sector Banks



Shri Dinesh Khara, Chairman, SBI receiving "Best Bank Award 2022" from Global Finance New York.


9



SBI SHINES GOLD. Honoured With 3 Gold Awards at ET Human Capital Awards Ceremony.

- HR Leader of the Year - Large Scale Organisations
- Excellence in Business Continuity Planning & Management
- Most Valuable Employer during COVID -19

10



Awarded "Issuer of the Year - Private Placement" at the 5th National Summit & Awards on Corporate Bond Market 2022 by the Associated Chambers of Commerce and Industry of India (ASSOCHAM)

11



ET HR World Future Skill Awards: Awarded Gold under the category 'Best Learning Management System' for Gyanodaya - "e-learning" and askSBI, and the Silver under the category "High Impact Certification Program" for Role Based Certifications

Reach

Being Close to our Customers

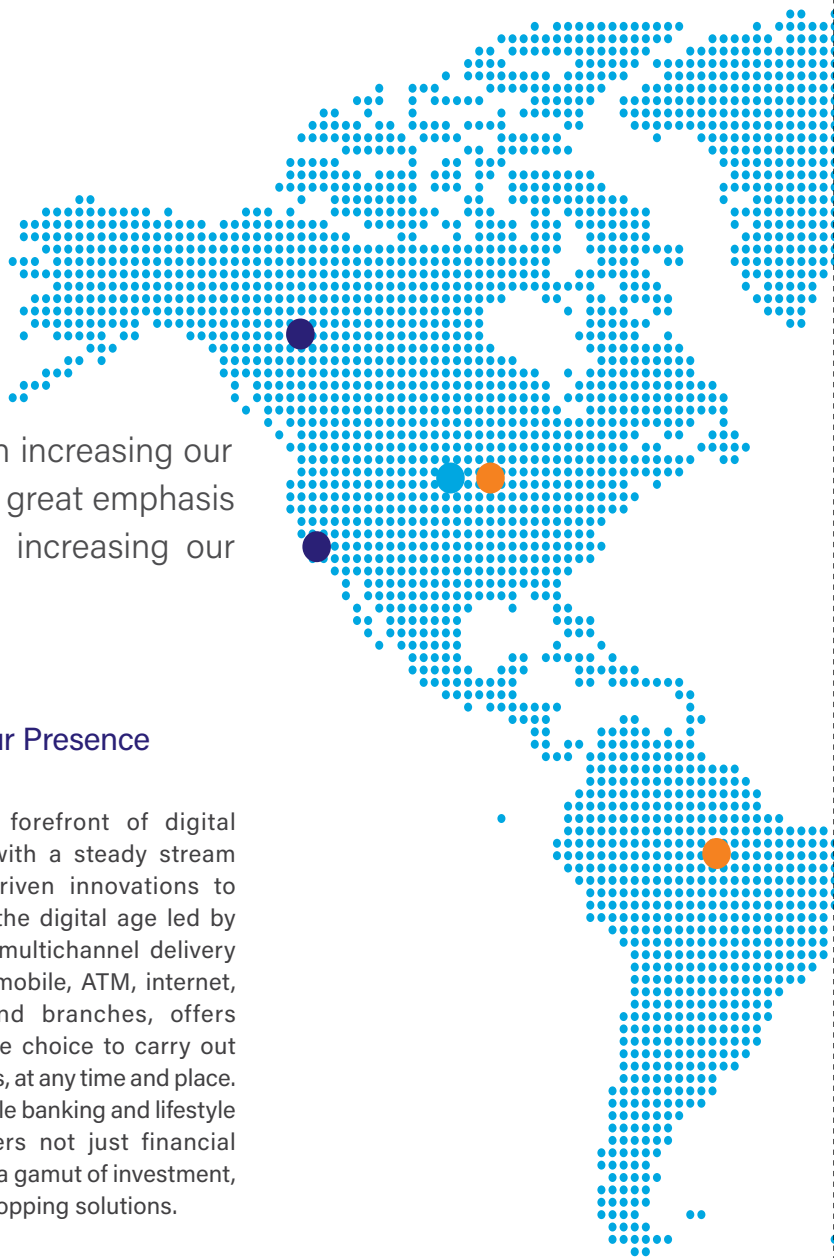
We believe that in this day and age, it is imperative to become an organisation that is phygitally omnipresent. With this in mind, we have not only been focusing on increasing our presence physically, but have been placing great emphasis on ensuring that we are diversifying and increasing our penetration through digital channels.

Being Close to Our Customers

As the largest bank in the country, our objective is to significantly increase our presence across the country and penetrate deeper into new regions in order to ensure that all our customers have access to our services. We have placed great emphasis on strengthening our branch networks and ATMs across all regions, especially in the rural areas. This strategy is crucial for us to establish a stronger hold in the market and achieve sustainable growth for our business in the long run.

Increasing Our Presence Digitally

We are at the forefront of digital transformation with a steady stream of technology-driven innovations to stay relevant in the digital age led by millennials. Our multichannel delivery model – digital, mobile, ATM, internet, social media and branches, offers customers a wide choice to carry out these transactions, at any time and place. Our flagship mobile banking and lifestyle app, YONO, offers not just financial services but also a gamut of investment, insurance and shopping solutions.



12.54%

CONTRIBUTION OF OVERSEAS
BRANCHES TO THE BANK'S NET
PROFIT IN FY2023

6.07 Crore

DIGITAL CUSTOMERS

1.03 Crore

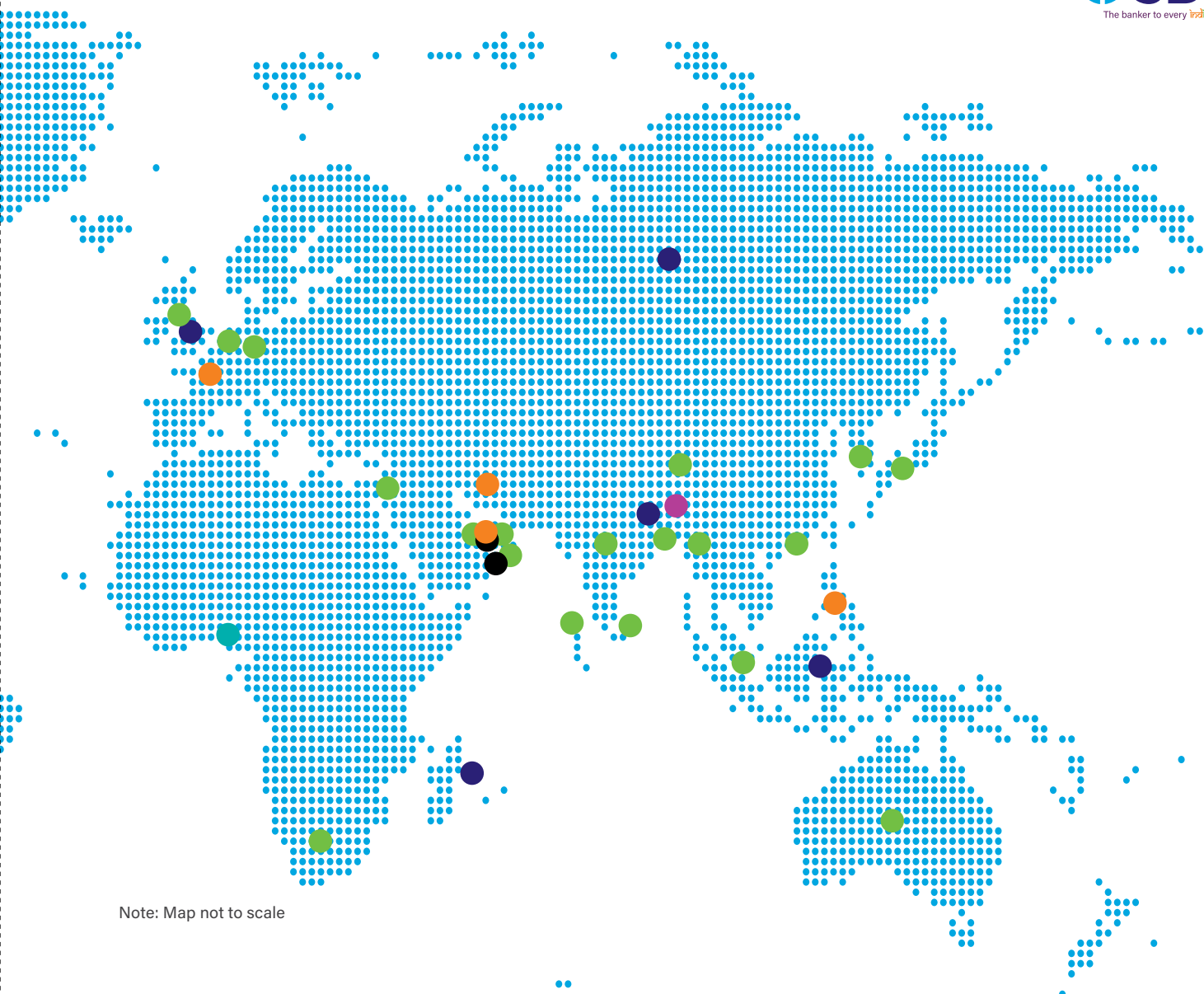
DAILY LOGINS

~45,000

REGISTRATIONS PER DAY

~5,50,000

DAILY AVERAGE
TRANSACTIONS



Note: Map not to scale

A Truly International Bank

Our focus is to strengthen our presence in overseas markets while continuing to support the Indian diaspora and Indian corporates worldwide. Today, we have a presence across all time zones through our 235 overseas offices in 29 countries and have established ourselves as the pioneer of International Banking among the Indian PSBs. The overseas operations of SBI are being managed by International Banking Group (IBG).

● Branches	● Branches/Offices	● Investment
USA (3)	Belgium (1)	Nigeria (1)
● Banking Subsidiaries	Germany (1)	● Managed Exchange Co
California (7)	UK (1)	Oman (2)
Canada (6)	S Africa (2)	UAE (1)
Russia (1)	Bahrain (2)	● Joint Venture
UK (12)	UAE (2)	Bhutan (1)
Mauritius (15)	Oman (1)	
Indonesia (11)	Israel (1)	
Nepal (116)	China (1)	
● Rep Office	S. Korea (1)	
USA (1)	Japan (2)	
Brazil (1)	India (1)	
Iran (1)	Maldives (4)	
UAE (2)	Sri Lanka (5)	
Philippines (1)	Bangladesh (19)	
	Myanmar (1)	
	Singapore (5)	
	Hong Kong (1)	
	Australia (2)	

235
OVERSEAS BRANCHES

29
COUNTRIES OF PRESENCE

Chairman's Message

Bank of Choice Today and Tomorrow

Dear Shareholders,

It gives me immense pleasure to place before you the highlights of your Bank's performance during FY2023. Details of the achievements and initiatives taken by your Bank are provided in the Annual Report for FY2023.



Dinesh Kumar Khara
Chairman

ECONOMIC OVERVIEW

The past year has been another turbulent year with the global economy marred by profound shocks and unprecedented uncertainty. The global economic growth has moderated amidst the prolonged Russia-Ukraine war, even though the effect of the pandemic has receded. Food and energy price shocks affected the general prices, with wage-price spiral leading to elevated inflation across countries. The recent failures of banks in the United States are a reminder of the challenges posed by the interaction between tighter monetary and financial conditions and the build-up in vulnerabilities. Though inflation has receded with central banks raising interest rates, underlying price pressures are proving sticky, with labor markets being tight in several economies. In parallel, debt levels remain high, limiting the ability of fiscal policymakers to respond to new challenges. Commodity prices have moderated, but the elevated geopolitical tensions are the key risks. However, earlier than expected opening of China is easing supply chain disruptions and renewing hopes for moderate economic recovery. As per IMF projections, world growth will bottom out at 2.8% this year before rising modestly to 3.0% in 2024.

Against this backdrop of global uncertainties, Indian economy has remained resilient with robust agriculture and services sector. Meanwhile, on the external front, exports of goods and services reached new heights supported by strong demand of Indian services. India's GDP in FY2023 grew at 7.2%, driven by buoyant investment and private consumption. Looking ahead,

real GDP growth is projected at 6.5% in FY2024 (RBI), with economic activity backed by improving rural demand, the Government's thrust on infrastructure spending, revival in corporate investment, healthy bank credit, and moderating commodity prices.

YOUR BANK'S PERFORMANCE

During the year FY2023, your Bank's business grew at a faster pace than the banking industry, both in deposits and credit.

Deposits

In FY2023, the whole Bank deposits grew by 9.19% YoY to ₹44.23 Lakh Crore, of which domestic deposits increased by 8.50% to ₹42.53 Lakh Crore and foreign offices deposits by 29.60% to ₹1.70 Lakh Crore. CASA deposits grew by 4.95% to ₹18.62 Lakh Crore and CASA ratio of your Bank is at 43.80% as of March FY2023. Current account deposits grew by 7.47%, while saving bank deposits grew by 4.51%. Your Bank has opened 1.24 Crore Regular Savings Bank Accounts, of which 64% accounts were acquired digitally through YONO during FY2023.

Credit

Your Bank's gross advances grew by 15.99% to ₹32.69 Lakh Crore, compared to a growth of 11.0% in FY2022. While domestic advances grew by 15.38% to ₹27.76 Lakh Crore, foreign offices advances grew by 19.55% to ₹4.92 Lakh Crore. You will be happy to know that your Bank's domestic advances growth (15.38%) is higher than the banking

industry's growth of 15.0% in FY2023, led by robust growth in all the sectors. Among all the business segments, retail personal loans registered the highest YoY growth of 17.64% touching ₹11.79 Lakh Crore followed by SME advances which grew by 17.59% to ₹3.59 Lakh Crore. Agri & Corporate loans registered a YoY growth of 13.31% to ₹2.58 Lakh Crore and 12.52% to ₹9.79 Lakh Crore, respectively.

The 3-year CAGR of retail personal loans indicate a 16.0% growth and now accounts 42.5% of domestic advances in FY2023. Among the retail personal loans, Xpress credit loans crossed the ₹3 Lakh Crore mark, with YoY growth of 22.72% to ₹3.04 Lakh Crore in FY2023. Home loans and Auto loans, grew by 14.07% to ₹6.41 Lakh Crore and 23.22% to ₹97,523 Crore respectively during FY2023. As on March 2023, your Bank's market share in Home loans and Auto loans is at 33.1% and 19.4% respectively.

Investment

With the interest rate hikes across the globe to tame inflation, your Bank's prudent investment decisions helped contain the impact of rising interest rates on the investment portfolio. Your Bank's investment portfolio increased by 6.3% to ₹15.87 Lakh Crore in FY2023, of which 96% are domestic investments. Within the domestic investment portfolio, 62.94% is in HTM category while the rest is under AFS & HFT category. The yield on investment at 6.51% is in line with the interest rate scenario of FY2023. Your Bank's liquidity position remains comfortable, and it is well-placed to handle any moderation in liquidity.

Your Bank has registered significant improvements on the asset quality front, provision coverage ratio, RoE/RoA, NII and NIM, while also giving highest standalone profit in FY2023 by any listed corporate, domestically.

Profitability

During FY2023, your Bank optimally leveraged the opportunities inherent in the resurgent and resilient Indian economy. Buoyed by relentless pursuit of best practices and strategies across niche segments, the standalone net profit during FY2023 rose by over 58% to ₹50,232 Crore from previous year's net profit of ₹31,676 Crore (FY2022). Your Bank has registered significant improvements on the asset quality front, provision coverage ratio, RoE/RoA, NII and NIM, while also giving highest standalone profit in FY2023 by any listed corporate, domestically.

The Net Interest Income (NII) of your Bank registered a robust growth of 19.99% over the previous year at ₹1,44,841 Crore in FY2023 (₹1,20,708 Crore in FY2022). Lending book grew across all segments and remained adequately diversified with traditional bastions like Xpress credit and Housing loans growing handsomely, all contributing to higher

Your Bank has declared a dividend of ₹11.30 per equity share (i.e. 1130%) for the financial year ended March 31, 2023.

interest income. Control in slippages and moderation in credit costs showed marked improvements. Credit costs further improved by 23 basis points to 0.32%, continuing its momentum. Total provisions made during FY2023 stood at ₹33,481 Crore, falling 7.51% (₹2717 Crore) over FY2022 level. The operating profit of your Bank during FY2023 stood at ₹83,713 Crore, a marked improvement of 11.18% over FY2022 (₹75,292 Crore that had grown by 5.22%). The cost to income ratio increased by 56 basis points in FY2023 (over FY2022), though standing a little elevated at 53.87 for the FY2023 against 53.31 (FY2022) due to higher provisions on account of wage hike negotiations.

Return on Assets (RoA) for Q4 FY2023 stood at 1.23% (0.96% for the full FY2023 against 0.67% for FY2022), signalling that the journey towards guidance of ROA of 1%+ was on track with continuous improvement in ROA from FY2020 onwards. Return on Equity (RoE) showed marked improvement of 551 basis points, rising to 19.43% for the FY2023 against 13.92% during FY2022 (as against improvement of 398 basis points displayed in FY2022).

Capital

The capital ratios of the Bank continued to improve during the financial year on the back of better planning, plough back of profit, and efficient risk management

of the banking book. The CET-1 ratio improved by 33bps to reach 10.27% as of March 2023.

The overall Capital Adequacy Ratio (CAR) as at the end of March 2023 stands at 14.68%, improving by 85 bps YoY. With healthy profits in FY2023, the capital position of the Bank remains comfortable to tap future growth opportunities.

Dividend

I am happy to announce that the Board of your Bank has declared a dividend of ₹11.30 per equity share (i.e. 1130%) for the financial year ended March 31, 2023.

Asset Quality

The focus on asset quality and containing risk has been an area of continued attention for the Bank. There was a broad-based improvement in the asset quality of your Bank in FY2023. The gross non-performing assets (NPA) of the Bank dropped by 119 bps YoY and stood at 2.78% as of March 2023. The net NPA ratio accordingly stands at 0.67% as of March 2023 down 35 bps YoY.

Slippage, which indicates the incremental fall in credit quality during the year, was down by 26.38% compared to FY2022 and as a result, the slippage ratio for FY2023 improved by 34 bps YoY reaching 0.65% as of March 2023.

The proactive management of risk during the year resulted in improvement in Provision Coverage Ratio (PCR) by 135 bps YoY, standing at 76.39% by the close of financial year.

Customer Centricity

At SBI, customer-centricity is of paramount importance, and we undertake a proactive and flexible approach to cater to the changing financial needs of our customers.

We employ cutting-edge technology and new solutions to offer seamless and efficient banking experiences, keeping our finger on the pulse of market developments. Our objective is to significantly increase our presence across the country and penetrate deeper into new regions to ensure that all our customers have access to our services.

Our multichannel delivery model – digital, mobile, ATM, internet, social media and branches, offer customers a wide choice to carry out their transactions, as per their convenience at any time and place. Your Bank has one of the largest ATM networks in the country, with 65,627 ATMs, including Automated Deposit and Withdrawal Machines (ADWMs), as on March 31, 2023. On an average, ~1.3 Crore transactions are recorded every day at your Bank's ATMs/ADWMs and 5.66 Lakh cash deposit transactions at ADWMs.

Your Bank has established a centralised dedicated cell, CLIC (Customer Liability Identification Centre), across all 17 circles. This cell expedites the resolution of complaints related to unauthorised electronic debit transactions (UAED), ensuring a swift and efficient customer experience.

To ensure optimal service quality, incognito visits were carried out at various branches. These visits assessed various aspects such as infrastructure availability, staff readiness, and overall branch activity.

To improve customer convenience and ease of banking, your Bank is extending doorstep banking services through agents to all customers at the top 100 banking centres. Senior Citizens more than 70 years of age and differently abled persons are being extended doorstep banking services at all banking centres.

With a presence across all time zones through its 235 points of presence in 29 countries, your Bank has gradually spread its wings globally and has become a pioneer of International Banking among the Indian banks. During FY2023, your Bank has opened one India visa application centre at Khulna (Bangladesh) and 5 branches and 3 extension counters through its overseas subsidiary in Nepal.

Technology & Innovation

Your Bank uses technology in every aspect of the value proposition - from business, designing products, streamlining processes, and improving delivery, to monitoring. Your Bank has taken several initiatives to build a quality SME portfolio in a risk-mitigated manner and has implemented significant changes to ensure ease of banking.

YONO Business combines all corporate banking needs by being a one-stop solution for the customer. Your Bank deploys the most advanced technologies like artificial intelligence, machine learning and business analytics, among others, to augment its product offerings to enhance customer delight each time, without exception. Under YONO, Pre-Approved Business Loan (PABL) has recorded a YoY growth of 1076% to ₹3,605 Crore in FY2023.

Following initiatives have been implemented during the year:

1. New digital products under development in collaboration with Fintech/ AA/ GST

MSME SAHAJ Seller's Invoice Financing on Yono Business providing digital loan and financing of GST invoice Seller's Invoice Financing Scheme under GST Sahay, a GoI initiative, provides digital

loan through GST Sahay app, which is a marketplace.

2. Contactless Lending Platform (CLP):

Your Bank is one of the stakeholders in SIDBI-led PSB Consortium, which offers SMEs quick and simple access to loans through CLP platform psbloanin59minutes.com. Eligible proposals receive instant in-principle approval based on GST returns, IT returns and account statements.

For FY2023, your Bank has already sanctioned 6,342 leads worth ₹2,940.24 Crore, with ticket size ranging from ₹1 Lakh to ₹5 Crore.

To facilitate digitalisation and streamline the issuance of credit, a new mechanism for the auto-renewal of leads obtained from CLP has been launched. This approach will guarantee the prompt renewal of accounts considered good and financially satisfactory, with minimal need for manual work. It allows Relationship Managers (SME) to concentrate on sales and marketing activities.

3. Assisted Journey for ETCB/ NTCB/ NTB Customers

The Assisted Journey allows operating functionaries such as RM (SME) team, field officers and Branch Managers to initiate the CLP journey on behalf of the customer without needing them to input any details. These can be uploaded directly on the portal.

4. Supply Chain Finance

By leveraging technology and branch network, your Bank has been a major player in supply chain finance while strengthening corporate relationships across sectors. During FY2023, supply chain finance was extended to 34,592

Your Bank deploys the most advanced technologies like artificial intelligence, machine learning and business analytics, among others, to augment its product offerings to enhance customer delight each time without exception.

dealers with total sanctioned limits of over ₹44,565 Crore e-DFS (Electronic Dealer Financing Scheme) and ₹16,437 Crore e-VFS (Electronic Vendor Financing Scheme) respectively.

Your Bank entered into 16 new e-DFS and 37 new e-VFS tie-ups during the year. Your Bank has already implemented CLP for e-DFS and e-VFS. Your Bank has also simplified the e-VFS processes and built a new digital interface "psbloanin59minutes.com" on CLP for improved customer experience. It has also introduced Supply Chain Finance Centralised Processing Centres to reduce TAT for proposal processing. To ring-fence the supply chain portfolio, it has implemented suitable risk mitigation measures and risk-based pricing. Your Bank is also launching various campaigns for onboarding dealers/vendors and broadening the channel finance base.

Your Bank is the first Public Sector Bank to register as a financier on the TReDS platform and is present on all the three TReDS platforms in the country -RXIL, M1 Exchange and Invoicemart, to provide finance to MSMEs. In FY2023,

Chairman's Message

your Bank has discounted 26,973 bills amounting to ₹9,800 Crore, registering a YoY growth of 144%.

To further penetrate the agriculture and rural market, your Bank has floated State Bank Operations Support Services (SBOSS), which is expected to help your Bank reach out to a larger populace, coupled with improved efficiency in sourcing and renewal of KCC loans.

Your Bank is actively looking to partner with agri-techs and start-ups to cater to the financial needs across the agriculture value chain. Your Bank has opened specialised Start-up branches at Bengaluru, Mumbai, Delhi and Chennai to offer one-stop solutions to Start-ups.

In order to make banking more convenient for customers, your Bank has introduced the V-CIP digital process, which allows account opening from home, eliminating the need to visit branches. During FY2023, 4.70 Lakh customers joined us through V-CIP.

As a result of the various initiatives taken by your Bank, 64% of total Regular Savings Bank Accounts have been opened digitally during FY2023.

Your Bank has ensured customer convenience and portfolio growth by offering a comprehensive range of products on multiple platforms, with higher profit margins. YONO offers digital loans in real-time, eliminating the need for physical documentation or visiting a branch. Additionally, real-time pre-approved personal loan eligibility by sending SMS has been introduced.

Key initiatives during the FY on ATMs/ADWMs front chiefly include:

- Implementing Enhanced cash dispensation logic for small denomination notes at all Bank's ATMs.

- OTP based Cash withdrawal – addition of new feature – 30 sec Timer display on ATM screen to make customer aware about the time available for entering the OTP and avoid time out.
- Pro-active reversal of failed transactions to customers.
- Installation of 15000 new GCC machines.
- Cassette Swap has been implemented in 12907 Branches managed by CAPEX ATMs/ ADWMs
- 49,719 sites have been covered under electronic surveillance solutions (eSS)
- SMS is being sent to customers for availing free Balance Enquiry & Mini Statement from SBI ATMs and the above services are also available on WhatsApp banking.
- Replacement of 3,250 old SWAYAM machines has been completed.
- Display of "Cash not available" on ATM Screen whenever the ATMs are out of Cash (Before the transactions are undertaken by the customers).

Your Bank has deployed 20,137 Barcode Based Passbook Printing Kiosks (SWAYAMs) at 17,643 branches and 13 lakh transactions are processed on daily basis, migrating ~3.65 Crore passbook printing transactions every month from branch counters. Your Bank has also deployed 33,077 GCC terminals at 21,446 retail branches for transactions through debit cards to promote Green Banking. To combat the Cybercrimes, Ministry of Home Affairs has rolled out cybercrime reporting Portal with dedicated email (www.cybercrime.gov.in) and a helpline number 1930 to report the cybercrime incidents by the victims. Cybercrime cells at 17 circles of your Bank work in multiple shifts to attend to customer complaints concerning cyber frauds.

As on 31.03.2023, a total of 3,04,450 complaints have been attended, and an amount of ₹51.50 Crore has been put on hold.

Financial Inclusion

Your Bank has taken significant steps to promote financial inclusion through a vast network of Business Correspondents (BCs)/Customer Service Points (CSPs). As on 31st March 2023, your Bank has 76,089 CSPs, providing access to 32 banking products and services in unbanked areas while reducing footfalls in the branches. The BC/CSP channel has recorded around 53.32 Crore transactions amounting to ₹3,30,389 Crore during FY2023. On an average, around 25-30 Lakh transactions per day are routed through the BC/CSP channel.

The BC/CSP channel has opened 14.69 Crore BSBID accounts with ₹50,091 Crore deposits and has brought the unbanked/underprivileged sections of society within the ambit of the formal Banking system by promoting various social security schemes, low-cost microinsurance products (PMJJBY, PMSBY) and pension schemes (APY).

As on 31st March 2023, your Bank has 76,089 CSPs, providing access to 32 banking products and services in unbanked areas while reducing footfalls in the branches.

Your Bank is the undisputed market leader in customer enrolment for government-sponsored social security schemes viz, PMJJBY, PMSBY and APY. The share of banks in PMJJBY, PMSBY and APY are 43.83%, 40.85% and 31.78% respectively, among all Public Sector banks. During FY2023, your Bank has achieved 27.88 Lakh APY enrolments as against the target of 17.90 Lakh allotted by PFRDA (~156% of the target), simultaneously winning major awards from the PFRDA under various APY campaigns.

Environmental, Social & Governance (ESG) Practices

We believe that our success is intertwined with the prosperity of the society we serve, and therefore, we actively engage in initiatives focused on education, healthcare, environmental sustainability, and community development. By embracing corporate social responsibility, we strengthen our bond with stakeholders, foster inclusive growth, and contribute to building a better and more equitable future for all.

For FY2023, an amount of ₹316.76 Crore has been allocated for undertaking CSR activities by your Bank. Out of which, an amount of ₹194.78 Crore is allocated to SBI Foundation for undertaking CSR activities in project mode.

Your Bank has developed an ESG financing framework aligned with sustainable finance guidelines and principles. This framework serves as a guide for our future bond and loan issuance programs, ensuring that proceeds are used to finance or refinance eligible assets and projects with environmental or social benefits. It has received a Second Party Opinion to validate its robustness and adherence to policy prescriptions.

We believe that our success is intertwined with the prosperity of the society we serve, and therefore, we actively engage in initiatives focused on education, healthcare, environmental sustainability, and community development.

To promote ESG and to underscore the Bank's longstanding commitment to supporting green and social projects, your Bank concluded its largest inaugural Syndicated Social loan of \$1 billion (\$500 million + green shoe of \$500 million) making it the largest ESG loan raised by a commercial Bank in the Asia-Pacific market.

Taking cognizance of the importance of managing the efficiency of our owned facilities, your Bank is making continuous efforts to develop a green ecosystem. Under this initiative, your Bank's prominent establishments viz Corporate Office, Global IT Centre and 6 of the Local Head Offices (LHOs) have shifted to green power through green tariff policy or through open access channels via solar/wind.

In line with the country's vision for scaling up Renewable Energy (RE) power generation, your Bank is also facilitating RE financing in a big way. Your Bank has availed lines of credit from multilateral agencies viz. the World Bank,

KfW German Development Bank etc., for onward lending to RE power developers.

Strategic New Initiatives

During FY2023, your Bank has continued undertaking strategic initiatives to achieve the long-term objectives set by the Bank. Some of the important initiatives are:

- In line with government policies on electric mobility, your Bank has partnered with Tata Power to set up EV charging facilities at various identified premises, including our corporate office, local head offices, and residential premises across the country. This initiative promotes sustainable mobility and encourages the use of electric vehicles among our employees.
- As a part of its commitment to sustainable development, your Bank has incorporated rooftop solar photo voltaic systems financing as a component of the home loan project cost. This, coupled with an extensive micro market study and the opening of 133 processing centres across India have enabled greater penetration of home loans in Tier-II and Tier-III cities.
- Furthermore, IT has developed 'SBI-Easy ride', an end-to-end digital product which enables two-wheeler financing without the need to visit any branch for sanction or disbursement.
- In case of personal loan products, your Bank has integrated Digital Document Execution into Xpress Credit loans, utilising e-stamping and e-signature for real-time document execution to make it customer-centric.
- For the benefit of its NRI clientele, your Bank has launched a number of services in FY2023 including tie-up with 'Remitly' to facilitate swift

remittance to India, remittance facility using UPI Application, launch of NRE non-callable deposit scheme, increase of daily limit for forex outward remittances through FX-Out (INB Channel) from NRE Account to US\$ 25000, among others.

- Your Bank has introduced SBI e-Forex facility in the YONO Business - Android app to enable customers to book foreign exchange rates on the go. The same is expected to be rolled out shortly for the iOS platform as well.
- External benchmark (T-Bill Rate) linked interest rates have been rolled out to WCL and LC Bill Discounting facilities to incentivise top-rated borrowers and encourage the utilisation of their limits. To stay competitive, this option is even offered for Rupee Export Packing Credit facilities.
- Project Kuber was launched in your Bank, which is driving a special focus on marketing of current account deposits and various transaction banking products in CCG vertical.
- Your Bank recognises the contribution of its ex-employees, whose dedicated lifelong services brought your Bank to its present height. It initiated 'Project SBI Cares' for automation and streamlining of various pre-retirement and post-retirement benefits and processes through its HRMS portal.
- Further, your Bank has adopted a branch-based model for manpower planning linked to productivity parameters at the branches.
- Your Bank has been at the forefront of launching various innovative solutions. Some of the initiatives taken during the year include development of Internal Financial Controls over Financial Reporting (IFCoFR) Portal, a dashboard for monitoring of gold retention limit, and new features in SBI Digi Vault Application.

- Your Bank has launched a Fund Management Solution to meet the requirements of Government of India pertaining to Centrally Sponsored Schemes (CSS) under Single Nodal Account (SNA) covering 433 schemes of 23 States/UTs and Central Sector Scheme through Central Nodal Account (CNA) mechanism covering 124 schemes.

Subsidiaries

Through its subsidiaries, your Bank provides a complete bouquet of financial products and services to its customers.

On a consolidated basis, SBI Capital Markets Limited has posted a profit after tax (PAT) of ₹725.39 Crore for FY2023 as against ₹635.42 Crore in the previous year. SBICAP Securities Limited (SSL), a wholly owned subsidiary of SBI Capital Markets Limited and broking arm of the SBI Group posted a net profit of ₹308 Crore during the year ended FY2023 as against ₹233 Crore in FY2022.

With a total Gross Written Premium (GWP) of ₹10,888 Crore and a YoY growth of 18%, the SBI General Insurance Company Limited achieved the milestone of ₹10,000 Crore GWP in FY2023. SBI General increased its market share from 4.15% in FY2022 to 4.21% in FY2023. The company's presence has grown from 17 locations in 2011 to over 141 branches across India. The company has served over 34 Crore clients to date, with claims of ₹22,000 Crore handled.

SBI Life Insurance Company Limited has proven its market leadership in the year ended March 31, 2023, with numero-uno position in Individual New Business Premium, Individual Rated Premium, Total Rated Premium and Total New Business Premium among the private insurers. The company witnessed

growth in Individual New business premium of 26.7% vis-à-vis the industry growth of 15.4% with a private market share of 24.3% & Industry market share of 14.5%. The company generated a PAT of ₹1,721 Crore in FY2023 against ₹1,506 Crore in FY2022.

SBI Cards and Payment Services Limited registered PAT of ₹2,258 Crore in FY2023 as compared to ₹1,616 Crore in FY2022, an increase of 40% YoY.

SBI Funds Management Limited is the fastest growing AMCs with a growth of over 10.83% against the industry average of 5.55% in FY2023. It has one of largest investor bases with over 121.80 Lakh live investor folios with about 27 Lakh new investor folios added in FY2023. The company posted a PAT of ₹1,331.20 Crore for FY2023 as against ₹1070.65 Crore earned during FY2022.

SBI Global Factors Limited, a leading NBFC factor providing both Domestic and Export Factoring services under one roof, registered a turnover of ₹5,544 Crore for FY2023 as compared to turnover of ₹4,773 Crore in FY2022.

SBI Pension Funds Private Limited has earned net profit of ₹53.51 Crore for FY2023. The total Assets Under Management (AUM) of the company as on 31st March 2023 is ₹3,39,006 Crore (YoY growth of 20.01%). The company maintains lead position among 10 PFMs in terms of AUM with market share of 37.71%.

Awards and Recognition

Your Bank's efforts in various areas of banking were acknowledged and many awards and recognitions were received during the year. Your Bank was awarded ET BFSI Best Brands award for 2022 and 2023. The Global Finance Magazine also awarded "The Best Bank Award 2022".

Your Bank has been awarded by ET HR World Future Skill Awards, 'Gold' under the category 'Best Learning Management System' for Gyanodaya "e-learning" and askSBI, and 'Silver' under the category "High Impact Certification Programme" for Role Based Certifications. In HR policies, your Bank received 3-Gold Awards at ET Human Capital Awards, namely HR Leader of the Year - Large Scale Organisations; Excellence in Business Continuity Planning & Management and Most Valuable Employer during COVID-19.

Your Bank was adjudged the "Winner", for the fourth year in succession, in Best Digital Financial Inclusion category among Large Banks in IBA Annual Banking Technology Awards 2022. In home loans, Government of India awarded "Best Performing Bank under CLSS" under 'PMAY-U Awards 2021: 150 Days Challenge'.

ICAI recognized your Bank's financial reporting standards by awarding the Gold Shield-Category-I for Public Sector Banks- FY 2021-22. Additionally, your Bank also bagged "India's Best Annual Report Awards 2022.

For its ESG initiatives, your Bank has been awarded CDP score of "B", the highest score in the last 5 years by CDP (formerly Carbon Disclosure Project), the global disclosure system for companies to manage their environmental impact. The score of B represents that the organisation has addressed the environmental impact of their business and has ensured good environmental management.

Your Bank was awarded "Issuer of the Year Private Placement" at the 5th National Summit & Awards on Corporate Bond Market 2022 by Associated Chambers of Commerce and Industry of India (ASSOCHAM). Further, NASSCOM

DSCI Excellence Awards 2022 awarded "Best Security Awareness and "Best Security Operations Centre of the year".

Way Forward

Overall FY2023 has been a good year for the Bank. Despite the geopolitical headwinds, resurgence of COVID-19 in China, Indian economy showed remarkable resilience and the same reflects in your Banks financials.

Nevertheless, last financial year was not without its share of surprises. The episodes of financial instability in the US and European banking took markets by surprise but did not impact the Bank. However, vulnerabilities may emerge as interest rates normalise from their ultra-low levels. This warrants proactive identification and mitigation of risk in the current financial year.

Your Bank has had a healthy run of reporting robust financial results successively for the last three years. Despite the challenges, your Bank's ability to absorb unexpected losses has improved. Healthy internal accruals reinforce its ability to tap capital markets, if warranted, in future. Risk management practices have been strengthened over the years and incremental improvements remain a perpetual work in progress.

Accommodating environment induced financial risk in the bank's overall risk management strategy is the next milestone that the Bank will aim for in FY2024. It is widely expected that RBI will make tangible progress in this direction during this financial year. Your Bank remains committed to incorporating principles and practices that promote sustainable banking operations and the same reflects in our CDP score of "B" for FY2022, highest in last five years.

The conscious strategy to structurally transform your Bank through digitisation of systems and process has progressed well. The Bank's flagship digital offering SBI YONO has shown growth across products and business lines. The Bank aims to be agile and imaginative in respect of its digital offerings so that YONO becomes a "Primary digital bank of choice" in coming years.

The use of business analytics and AI/ ML in decision making and operations will be taken to the next logical level by deploying NextGen Data Warehouse and Data Lake. Mutually beneficial partnerships with fintechs and NBFCs under RBI's co-lending framework will be explored.

Your Bank is comfortably placed in terms of growth capital in the current year. With declining credit cost, opportunities for lending in sunrise sectors such as sectors identified under PLI scheme, renewables as well as electric mobility will be explored to diversify the portfolio. The RBI's guidelines on green deposits opens new opportunities on the liability side to green the Bank's balance sheet.

Summing up, despite the economic headwinds, your Bank has innovated well to respond to the challenges posed by the operating environment. I am more than hopeful that the performance achieved in FY2023 will continue in FY2024.

"Innovation is the ability to see change as an opportunity- not as a threat"


Yours Sincerely,

Dinesh Kumar Khara

Banking Responsibly

Preservation of the natural environment has always been a priority for SBI, which is also reflected in sustainability being one of your Bank's core values. However, the manifestation of climate-related risks and opportunities has given further impetus to your Bank's efforts to strengthen and formalise its natural capital management.

SBI's Carbon Disclosure Project (CDP) Ratings



Awarded score for FY2022 is two notches higher than previous score

Highest score since inception



ESG Financing Framework

We have developed an ESG financing framework aligned with sustainable finance guidelines and principles. This framework serves as a guide for our future bond and loan issuance programs, ensuring that proceeds are used to finance or refinance eligible assets and projects with environmental or social benefits. It has received a Second Party Opinion that validate its robustness and adherence to policy prescriptions.

Syndicated Social Loan

We recently concluded our largest inaugural syndicated social loan, raising \$1 Billion. This loan, which includes a green shoe of \$500 Million, represents the largest ESG loan raised by a commercial bank in the Asia-Pacific market. The loan emphasises our commitment to supporting green and social projects.

Renewable Energy Financing

Recognising the importance of scaling up renewable energy generation, we facilitate renewable energy financing by availing lines of credit from multilateral agencies like the World Bank and KfW German Development Bank. This allows us to provide financing to renewable energy power developers.

Recycling and Environmental Observances

We have installed a PET bottle-crushing machine at our corporate centre to crush plastic bottles, and the resulting flakes are recycled by a vendor. Rainwater harvesting systems have been installed at 454 branches and offices across your Bank. Furthermore, your bank observes various sustainability-related days, such as World Environment Day, International Yoga Day, Earth Hour and conducts donation activities during the "Joy of Giving Week" to support marginalised sections of society.



Shri Dinesh Khara, Chairman, State Bank of India, inaugurating the PET bottle crusher at State Bank Bhavan.

Electric Vehicle (EV) Charging Facility

In line with government policies on electric mobility, we have partnered with Tata Power to set up EV charging facilities at various identified premises, including our corporate office, local head offices, and residential premises across the country. This initiative promotes sustainable mobility and encourages the use of electric vehicles among our employees. We also offer a Green Car Loan scheme with favourable terms for the purchase of electric cars.



Shri Dinesh Khara, Chairman, State Bank of India, inaugurating the EV charging station at State Bank Bhavan.

Green Building and Renewable Energy Initiatives

We are committed to developing a green ecosystem. We have obtained Indian Green Building Council (IGBC) certifications for 32 of our premises, ranging from platinum to silver categories. Additionally, we are shifting the power requirements of our major establishments, including the corporate office and global IT center, to renewable energy sources. We have implemented solar rooftop installations, rainwater harvesting systems, and energy-efficient measures to reduce our carbon footprint.



Customers

Redefining Customer Experience

The fact that we have been able to establish ourselves as the largest bank in the country is largely due to our customer-centricity and constant dedication towards improving the experience of our customers.



CLIC (Customer Liability Identification Centre)

We have established a centralised dedicated cell, CLIC, across all 17 circles. This cell expedites the resolution of complaints related to unauthorised electronic debit transactions (UAED), ensuring a swift and efficient customer experience.

Customer Engagement Metrics

To measure customer satisfaction and loyalty, we have implemented the following metrics:

- CSAT (Customer Satisfaction): We assess customer experience after every transaction, be it financial or non-financial, on all our platforms. This helps us understand and improve customer satisfaction levels.
- NPS (Net Promoter Score): Our NPS measurement enables us to gauge customer loyalty and satisfaction, providing insights into the likelihood of customers recommending our products and services to others.
- CES (Customer Effort Score): We evaluate the ease of use and resolution of customer issues with our products and services. This helps us identify areas where we can reduce customer effort and enhance their experience.

Incognito Branch Visits

To ensure optimal service quality, we conducted incognito visits to 4,930 branches across India. These visits assessed various aspects such

as infrastructure availability, staff readiness, and overall branch activity. The insights gathered from these visits were implemented to further improve customer experience.

4,930

BRANCHES WHERE WE CONDUCTED INCOGNITO VISITS

Town Hall Meetings

To better understand the preferences and expectations of millennial, Gen Y, and Gen Z customers, we organised town hall meetings as a part of the "Azadi Ka Amrit Mahotsav" celebrations. Open house interactions were held at 1,488 centres across metro and district headquarters, engaging with customers directly. These interactions revealed that 95.33% of customers prefer digital channels, while the remaining 4.67% opt for other channels.



1,488

CENTRES WHERE OPEN HOUSE INTERACTIONS WERE CONDUCTED

95.33%

CUSTOMERS PREFERRED DIGITAL CHANNELS

4.67%

CUSTOMERS PREFERRED OTHER CHANNELS

People

Creating a Proud Workplace

At SBI, we are fully aware that our employees are the focal point of our growth engine. We are always striving to create an environment and integrate processes that would not only enhance employee productivity and experience, but instil a sense of pride in being a part of the SBI family.

We are always in the process of reviewing our HR policies and making relevant adjustments with regard to the present context. In order to enhance productivity, we have embraced the digital wave and are integrating it across all functions to ensure a seamless experience for our people.



2,35,858

TOTAL EMPLOYEES

1,09,259

OFFICERS

94,977

ASSOCIATES

31,622

SUBORDINATE STAFF AND
OTHERS



Gender Diversity

Gender diversity continues to be one of the major focus areas of our HR policy and we have ensured that there is no discrimination based on gender within the organisation. We have women spread across all levels of the organisation and across all geographies. As we march ahead, we will continue to undertake initiatives to improve gender diversity across all our branches and offices.

Read more on [PG 64](#)

24%

SHARE OF WOMEN
EMPLOYEES IN FY2018

26.78%

SHARE OF WOMEN
EMPLOYEES IN FY2023

Reservations and Equal Opportunities

We are of the belief that every individual has the right to work and equal opportunities. In line with this, we diligently follow the directives set by the Government of India on Reservation Policy for SC/ST/OBC/EWS/PwBD. We have a respectable representation of SCs, STs, OBCs and PwBDs across all levels. In addition to this, we have also implemented reservation applicable to 'economically weaker sections' in direct recruitment from the 1st of February 2019.

Read more on [PG 64](#)

Training and Development

We place great emphasis on training all our employees across all aspects, which in turn, enables them to offer superior customer experience. At SBI, we have placed great emphasis on adopting the digital trends, alongside retaining the physical training measures. We conduct dedicated training sessions for people across all levels of the organisation, through the legacy classroom model as well as digital mediums.

Read more on [PG 65](#)

37.26 hours

TRAINING HOURS PER
EMPLOYEE IN FY2020

75.56 hours

TRAINING HOURS PER
EMPLOYEE IN FY2023

Embracing Digitalisation

We have collaborated with the Indian School of Business to offer a well-curated digital leadership programme for all our General Managers and Deputy General Managers. Through this programme, they have been empowered to utilise their professional experience in wider ways and exposed to concepts at the cutting-edge of leadership research. In addition to this, we have also initiated a multi-ATI general awareness intervention called Microcapsules and integrated digital and hybrid learning tools.

Read more on [PG 67](#)

386

OFFICIALS TRAINED UNDER
THE DIGITAL LEADERSHIP
PROGRAMME BY ISB

Cadre	SC	ST	OBC	EWS	PwBD*
Officer	20,166	9,440	26,953	815	2,485
Clerical	16,086	7,780	27,252	1653	2,529
Sub-Staff	7,390	2,161	8,874	42	176
Total	43,642	19381	63,079	2,510	5,190

*Person with Benchmark Disability

Community

Contributing to our Society

We believe that our success is intertwined with the prosperity of the society we serve, and therefore, we actively engage in initiatives focused on education, healthcare, environmental sustainability, and community development. By embracing corporate social responsibility, we strengthen our bond with stakeholders, foster inclusive growth, and contribute to building a better and more equitable future for all.



SOME OF OUR KEY CSR INITIATIVES

Healthcare

We partnered with the Indian Institute of Sciences (IISC), Bengaluru, to establish a new Hospital cum Medical College. A donation of ₹24 Crore will be provided to IISC over a period of 3 years to support the development of an Orthopaedic unit.

Under the Pradhan Mantri TB Mukta Bharat Abhiyaan, our Amaravati Circle supported 1,200 tuberculosis patients by covering their food expenses for six months. In addition to this, our Bhubaneswar Circle adopted 4 blocks under the Ni-kshyay Mitra scheme, investing a total of ₹10.96 Lakh.

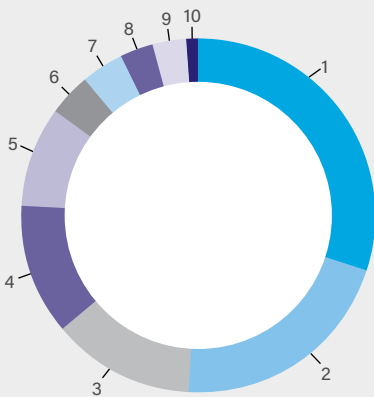
We also donated an amount of ₹1.59 Crore to Vision India Foundation - Trilochan Netralaya Trust, at Sambalpur, Odisha, for the procurement and installation of medical equipment at the community eye clinic, Jharsguda town. The community eye clinic provides free eye care treatment to patients.

Environment

As part of the Amrit Sarovar Yojana, we contributed ₹4.26 Crore to rejuvenate seven lakes in Kolar district, Karnataka.

We have demonstrated our commitment to environmental sustainability by donating 10 electric vehicles for transportation of patients and their dependents at AIIMS, New Delhi. We have also installed electric charging infrastructure to support this initiative.

Segment-wise CSR expenditure (%)



1 Healthcare	30
2 Livelihood & Entrepreneurship	21
3 Environment	13
4 Education	12
5 Rural Development	9
6 PwD Welfare	4
7 Women Empowerment	4
8 War veterans	3
9 Protection of National Heritage & Misc	3
10 Sports	1

SBI concluded a Landmark US\$ 1 Billion Syndicated Social Loan, which is Asia Pacific's largest and second largest globally led by a commercial bank

₹316.76 Crore

CSR SPEND IN FY2023

Pan-India

COVERAGE

~54 Lakh

CSR BENEFICIARIES

Livelihood

We have provided support to individuals affected by the landslide in Joshimath by donating ₹2 Crore to the Uttarakhand State Disaster Management Authority, focusing on livelihood and rehabilitation efforts.

To promote rural skill development, we have contributed ₹30.11 Crore to SBI RSETI Societies for completion of construction, including building and boundary walls, as well as acquiring essential training equipment.

We have donated ₹2 Crore to the iTNT hub (Tamil Nadu Technology hub), an incubator that receives support from the State Government. The vision of iTNT hub is to establish a governance model as a Public-Private Partnership (PPP), ensuring government oversight while being bolstered by the collective strength of academia and industry. The hub aims to foster the growth of 200 new start-ups and empower 200 innovators within the first five years of its operation.

We have also extended our support to the victims affected by floods in the states of Assam, Andhra Pradesh, and Telangana. Our Guwahati, Amaravati, and Hyderabad Circles have provided essential relief aid, including groceries to the underprivileged residents of the flood-affected villages. This assistance aims to alleviate their hardships and contribute to their recovery process.



Women Empowerment

We have made a donation of ₹87.22 Lakh to the Bhartiya Sankalp Path Foundation, Lucknow Circle, for the procurement and distribution of 100 laptops and 1,305 sewing machines to women who completed skill training under the flagship programme 'Pradhan Mantri Kaushal Vikas Yojana' (PMKVY).

Protection of National Heritage

We actively participated in the Har Ghar Tiranga campaign by distributing flags to underprivileged sections of society. Approximately, ₹1.75 Crore has been invested in the distribution of around 5,00,000 flags.

We have supported the repairs and renovation of heritage buildings located in Connaught Place, New Delhi, through a donation of ₹3.19 Crore to the Indian National Trust for Art and Cultural Heritage (INTACH).



Armed Force Veterans

SBI has donated ₹2.00 Crore to the Armed Forces Battle Casualties Welfare Fund and ₹3.30 Crore to the Army Central Welfare Fund. These contributions aim to financially support Palliative Care Centers in Delhi Cantt and Jalandhar.

An advanced life support ambulance has been procured for Army Hospital (R&R), New Delhi, with a donation of ₹94.94 Lakh to support armed forces veterans, battle casualties, and their dependents.

Swacchhata Pakhwada

We actively participated in the Swacchhata Pakhwada campaign, organised by the Government of India. The Bank conducted various cleanliness activities such as surrounding cleanups, beach cleaning, distribution of Jute bags, no-plastic campaigns, and construction of toilets across the country during the months of September-October 2022 and January 2023.

Governance

Leading from the Front

Good governance is the cornerstone of every well-functioning and successful organisation. At SBI, governance is imbibed across all levels, and is actively overseen by our Board of Directors. We possess a strong and effective set of Board of Directors, who ensure that all employees and stakeholders are aligned with Bank's values and goals.

CENTRAL BOARD OF DIRECTORS AS ON 31.03.2023



Shri Dinesh Kumar Khara
Chairman



Shri Challa Sreenivasulu Setty
Managing Director



Shri Swaminathan J.
Managing Director



Shri Ashwini Kumar Tewari
Managing Director



Shri Alok Kumar Choudhary
Managing Director



Shri B. Venugopal
Shareholder Director



Dr. Ganesh Natarajan
Shareholder Director




Shri Ketan S. Vikamsey
Shareholder Director



Shri Mrugank M. Paranjape
Shareholder Director



Shri Prafulla P. Chhajed
Director Nominated by Gol



Dr. Vivek Joshi
Secretary (FS), DFS, Gol
Director Nominated by Gol



Shri Anil Kumar Sharma
Executive Director, RBI
Director Nominated by Gol

CHAIRMAN

Shri Dinesh Kumar Khara

MANAGING DIRECTORS

Shri Challa Sreenivasulu Setty

Shri Swaminathan J.

Shri Ashwini Kumar Tewari

Shri Alok Kumar Choudhary

DIRECTORS ELECTED UNDER SECTION 19(c) OF SBI ACT

Shri B. Venugopal

Dr. Ganesh Natarajan

Shri Ketan S. Vikamsey

Shri Mrugank M. Paranjape

DIRECTORS UNDER SECTION 19(d) OF SBI ACT

Shri Prafulla P. Chhajed

DIRECTOR UNDER SECTION 19(e) OF SBI ACT

Dr. Vivek Joshi

DIRECTOR UNDER SECTION 19(f) OF SBI ACT

Shri Anil Kumar Sharma

Committees of the Board

as on 31.03.2023

Executive Committee of the Central Board (ECCB)

Shri Dinesh Kumar Khara, Chairman - Chairman of the Committee
Shri Challa Sreenivasulu Setty, MD (IB, GM & T) - Member
Shri Swaminathan J, MD (CB & S) - Member
Shri Ashwini Kumar Tewari, MD (R, C & SARG) - Member
Shri Alok Kumar Choudhary, MD (RB & O) - Member

Director nominated under Section 19(f) of the SBI Act, 1955 and all or any of the other Directors who are normally residents, or may, for the time being, be present at any place within India where the meeting is held.

Audit Committee of the Board (ACB)

Shri Ketan S. Vikamsey, Independent Director - Chairman of the Committee
Shri B. Venugopal, Independent Director - Member
Dr. Ganesh Natarajan, Independent Director - Member
Shri Mrugank M. Paranjape, Independent Director - Member
Shri Anil Kumar Sharma, RBI Nominee Director - Member

Risk Management Committee of the Board (RMCB)

Shri Mrugank M. Paranjape, Independent Director - Chairman of the Committee
Shri B. Venugopal, Independent Director - Member
Dr. Ganesh Natarajan, Independent Director - Member
Shri Ketan S. Vikamsey, Independent Director - Member
Shri Prafulla P. Chhajed, Independent Director - Member
Shri Swaminathan J, MD (CB & S) - Member (Ex-Officio)
Shri Ashwini Kumar Tewari, MD (R, C & SARG) - Member (Ex-Officio)

IT Strategy Committee of the Board (ITSC)

Dr. Ganesh Natarajan, Independent Director - Chairman of the Committee
Shri B. Venugopal, Independent Director - Member
Shri Ketan S. Vikamsey, Independent Director - Member
Shri Prafulla P. Chhajed, Independent Director - Member
Shri Challa Sreenivasulu Setty - MD (IB, GM & T) - Member (Ex-Officio)
Shri Ashwini Kumar Tewari, MD (R, C & SARG) - Member (Ex-Officio)

Special Committee of the Board for Monitoring of Large Value Frauds (SCBMF)

Shri Prafulla P. Chhajed, Independent Director - Chairman of the Committee
Dr. Ganesh Natarajan, Independent Director - Member
Shri Ketan S. Vikamsey, Independent Director - Member
Shri Mrugank M. Paranjape, Independent Director - Member
Shri Ashwini Kumar Tewari, MD (R, C & SARG) - Member (Ex-Officio)
Shri Alok Kumar Choudhary, MD (RB & O) - Member (Ex-Officio)

Stakeholders Relationship Committee (SRC) cum Customer Service Committee of the Board (CSCB)

Shri B. Venugopal, Independent Director - Chairman of the Committee
Dr. Ganesh Natarajan, Independent Director - Member
Shri Ketan S. Vikamsey, Independent Director - Member
Shri Prafulla P. Chhajed, Independent Director - Member
Shri Challa Sreenivasulu Setty, MD (IB, GM & T) - Member (Ex-Officio)
Shri Alok Kumar Choudhary, MD (RB & O) - Member (Ex-Officio)

Nomination & Remuneration Committee of the Board

Shri B. Venugopal, Independent Director - Chairman of the Committee
Dr. Ganesh Natarajan, Independent Director - Member
Shri Ketan S. Vikamsey, Independent Director - Member
Shri Mrugank M. Paranjape, Independent Director - Member

Board Committee to Monitor Recovery (BCMR)

Shri Dinesh Kumar Khara, Chairman - Chairman of the Committee
Dr. Vivek Joshi, GOI Nominee Director - Member
Shri B. Venugopal, Independent Director - Member
Shri Ketan S. Vikamsey, Independent Director - Member
Shri Mrugank M. Paranjape, Independent Director - Member
Shri Challa Sreenivasulu Setty, MD (IB, GM & T) - Member (Ex-Officio)
Shri Swaminathan J, MD (CB & S) - Member (Ex-Officio)
Shri Ashwini Kumar Tewari, MD (R, C & SARG) - Member (Ex-Officio)
Shri Alok Kumar Choudhary, MD (RB & O) - Member (Ex-Officio)

Corporate Social Responsibility Committee (CSRC)

Shri Challa Sreenivasulu Setty, MD (IB, GM & T) - Chairman of the Committee (Ex-Officio)
Shri Alok Kumar Choudhary, MD (RB & O) - Member (Ex-Officio)
Shri B. Venugopal, Independent Director - Member
Dr. Ganesh Natarajan, Independent Director - Member
Shri Mrugank M. Paranjape, Independent Director - Member
Shri Prafulla P. Chhajed, Independent Director - Member

Review Committee for Identification of Wilful Defaulters/ Non-Cooperative Borrowers

Shri Ashwini Kumar Tewari, MD (R, C & SARG) - Chairman of the Committee (Ex-Officio)
Shri B. Venugopal, Independent Director - Member
Dr. Ganesh Natarajan, Independent Director - Member
Shri Ketan S. Vikamsey, Independent Director - Member
Shri Prafulla P. Chhajed, Independent Director - Member

Members of Central Management Committee

as on 31.03.2023



Shri Dinesh Kumar Khara

Chairman

Shri Challa Sreenivasulu Setty

Managing Director
(International Banking, Global Markets & Technology)

Shri Swaminathan J.

Managing Director
(Corporate Banking & Subsidiaries)

Shri Ashwini Kumar Tewari

Managing Director
(Risk, Compliance & SARG)

Shri Alok Kumar Choudhary

Managing Director
(Retail Business & Operations)

Shri Prakash Chandra Kandpal

Deputy Managing Director
(Retail - Personal Banking & Real Estate)

Shri S. Salee

Deputy Managing Director &
Chief Credit Officer

Shri Rana Ashuthosh Kumar Singh

Deputy Managing Director
(Transaction Banking & New Initiatives)

Shri Sureddi Srinivasa Rao

Deputy Managing Director &
Chief Risk Officer

Shri Vinay M. Tonse

Deputy Managing Director
(Corporate Accounts Group)

Smt. Saloni Narayan

Deputy Managing Director
(Finance)

Shri Sanjay D. Naik

Deputy Managing Director
(International Banking Group)

Shri Subrata Biswas

Deputy Managing Director
(Stressed Assets Resolution Group)

Shri R. Viswanathan

Deputy Managing Director
(Internal Audit)

Shri Om Prakash Mishra

Deputy Managing Director (HR) &
Corporate Development Officer

Shri B Raghavendra Rao

Deputy Managing Director
(Global Markets)

Shri Nitin Chugh

Deputy Managing Director &
Head (Digital Banking & Transformation)

Shri Sankar Bala Bhadratruni

Deputy Managing Director &
Chief Operating Officer

Smt. Ruma Dey

Deputy Managing Director &
Group Compliance Officer

Smt Vidya Krishnan

Deputy Managing Director
(Information Technology)

Shri Gulshan Malik

Deputy Managing Director
(Commercial Clients Group)

Shri Pravin Raghavendra

Deputy Managing Director
(Retail - Agri, SME & Financial Inclusion)

Company Overview

Responsible Approach

Governance

Statutory Reports

Financial Statements

Members of Local Boards

Other than Managing Director (Retail Business & Operations) - Nominated by Chairman in terms of Section 21(1)(a) of SBI Act, 1955 as on 31.03.2023

Ahmedabad

Shri Surender Rana
Chief General Manager (Ex-Officio)

Amaravati

Shri Naveen Chandra Jha
Chief General Manager (Ex-Officio)

Bengaluru

Shri Nand Kishore
Chief General Manager (Ex-Officio)

Bhopal

Shri Binod Kumar Mishra
Chief General Manager (Ex-Officio)

Bhubaneswar

Shri Chander Shekhar Sharma
Chief General Manager (Ex-Officio)

Chandigarh

Shri Vinod Jaiswal
Chief General Manager (Ex-Officio)

Chennai

Shri R Radhakrishna
Chief General Manager (Ex-Officio)

Guwahati

Shri Vincent M D
Chief General Manager (Ex-Officio)

Hyderabad

Shri Amit Jhingran
Chief General Manager (Ex-Officio)

Jaipur

Shri Rajesh Kumar Mishra
Chief General Manager (Ex-Officio)

Kolkata

Shri Prem Anup Sinha
Chief General Manager (Ex-Officio)

Lucknow

Shri Sharad Satyanarayan Chandak
Chief General Manager (Ex-Officio)

Maharashtra

Dr. Ganesh Natarajan
Director*

Shri Arvind Kumar Singh
Chief General Manager (Ex-Officio)

Mumbai Metro

Shri B. Venugopal
Director*

Shri Ketan S. Vikamsey
Director*

Shri Prafulla P. Chhajed
Director*

Shri G S Rana
Chief General Manager (Ex-Officio)

New Delhi

Shri Kalpesh Krishnakant Avasia
Chief General Manager (Ex-Officio)

Patna

Shri Shiva Om Dikshit
Chief General Manager (Ex-Officio)

Thiruvananthapuram

Shri Venkata Ramana Bayireddy
Chief General Manager (Ex-Officio)

*Directors on the Central Board nominated on the Local Boards as per Section 21(1) (b) of SBI Act 1955.

M/s A S A & Associates LLP
Chartered Accountants

M/s Guha Nandi & Co.
Chartered Accountants

M/s Prem Gupta & Co.
Chartered Accountants

M/s M.C. Bhandari & Co.
Chartered Accountants

M/s Talati & Talati LLP.
Chartered Accountants

M/s V Singhi & Associates
Chartered Accountants

M/s Suri & Co.
Chartered Accountants

M/s K C Mehta & Co LLP
Chartered Accountants

M/s Gokhale & Sathe
Chartered Accountants

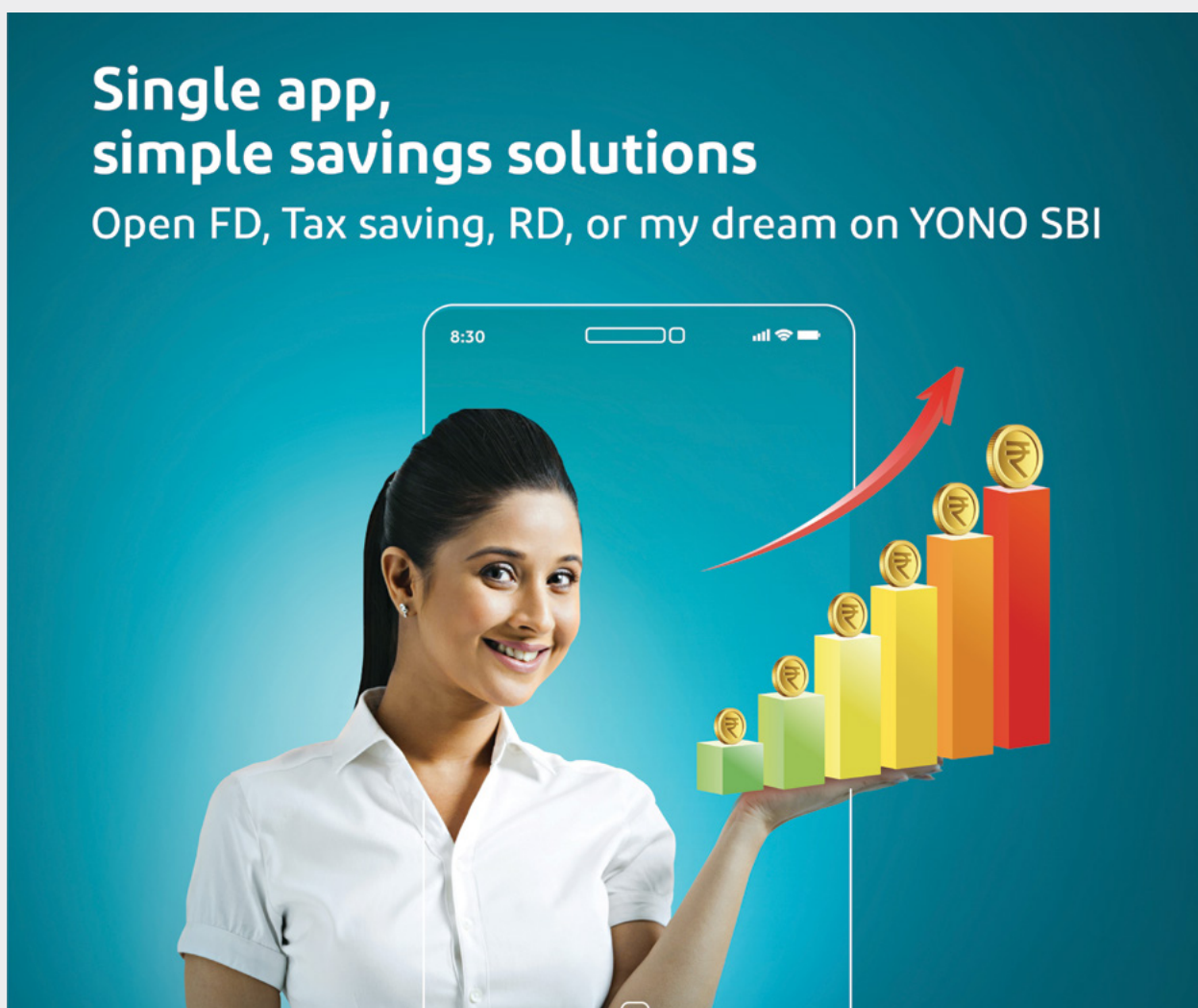
M/s M.K. Aggarwal & Co.
Chartered Accountants

M/s Ravi Rajan & Co. LLP
Chartered Accountants

M/s JLN US & Co.
Chartered Accountants

Single app, simple savings solutions





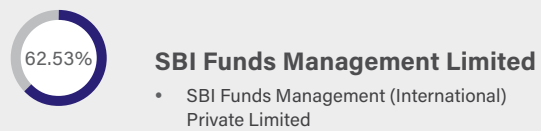

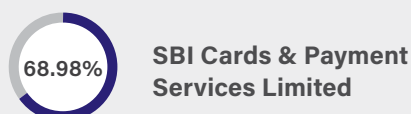


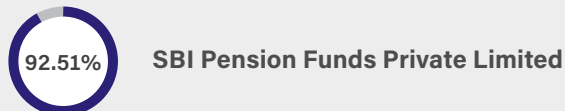



Open FD, Tax saving, RD, or my dream on YONO SBI



Our Group Structure

The World of SBI

NON-BANKING SUBSIDIARIES / JOINT VENTURES



OVERSEAS BANKING SUBSIDIARIES / JOINT VENTURES / ASSOCIATES

100%	State Bank of India (California)
100%	SBI Canada Bank
100%	State Bank of India (UK) Limited
100%	Commercial Indo Bank LLC, Moscow
99.56%	PT Bank SBI Indonesia
96.60%	SBI (Mauritius) Limited
55%	Nepal SBI Bank Limited • Nepal SBI Merchant Banking Limited
20%	Bank of Bhutan Limited

OVERSEAS NON-BANKING SUBSIDIARIES

100%	State Bank of India Servicos Limitada, Brazil
------	---



The banker to every **Indiān**

Challenge the world with GLOBAL ED-VANTAGE



- FASTER!** Apply Online
- HIGHER!** Up to ₹1.5cr
- EARLY APPROVAL!** before I20/Visa
- LIGHTER!** Attractive Interest Rate
- EASIER!** EMI Over 15 Years
- TAX BENEFIT!** under section 80(E)

T & C apply





Statutory Reports and Financial Statements

Contents

Statutory Reports

Directors' Report

- Economic Backdrop and Banking Environment	38
- Financial Performance	39
- Core Operations	
• Retail & Digital Banking Group	40
– Personal Banking	41
– Any Time Channels	47
• Small & Medium Enterprises	49
• Rural Banking	51
• Government Business	53
• Digital & Transaction Banking (D&TB) Marketing	54
• Corporate Banking	55
– Corporate Accounts Group	55
– Treasury Operations	55
– International Operations	57
• Commercial Clients Group (CCG)	60
• Stressed Assets Management	61
- Support and Control Operations	
• Human Resources and Training	64
• Information Technology	69
• Risk Management	77
• Official Language	83
• Marketing and Communication	84
• Vigilance Mechanism	84
• Asset & Liability Management	85
• Ethics & Business Conduct	86
• Corporate Social Responsibility	86

- Subsidiaries	92
- Management Discussion & Analysis (MDA)	102
- Responsibility Statement	102
- Acknowledgment	102

Corporate Governance Report	104
- Secretarial Audit Report	134
- Certificate of Non Disqualification of Directors	137
- Auditor's Certificate on Corporate Governance	138
- Business Responsibility and Sustainability Report	139

Financial Statements

Standalone	140
Consolidated	228
Pillar 3 Disclosures (Consolidated)	290

Notice	328
Green Initiative	336

Directors' Report

ECONOMIC BACKDROP AND BANKING ENVIRONMENT

Global Economic Scenario

The FY2023, in hindsight, could best be remembered as the year of paradoxes, with the ebbing of surge in virulent infections, coupled with considerable easing of supply chains. However, continued geopolitical conflicts in Europe and subsequent escalation in the Taiwan/Korean peninsula has infused volatility in global energy and commodity prices. The central banks have acted in unison, raising key policy rates to counter unyielding inflation. Benchmark yields and equities remained volatile. There are no indications of a firm change in pivot by central banks in AEs towards a reversal in rate regime even though there are now signs of inflation cooling and slowdown in job openings.

Matters nosedived further in March this year with the collapse of certain mid-tier banks in the US. The aftermath of such a shake-up should likely have a cascading impact of altering deposits patterns in banking system across AEs. Additionally, de-dollarisation appears to have become a durable theme with most jurisdictions using alternate payment and settlement mechanisms in local currency.

As per IMF projections, global growth is expected to fall from 3.4% in 2022 to 2.8% in 2023, before settling at 3.0% in 2024. AEs are expected to see an especially pronounced growth slowdown, from 2.7% in 2022 to 1.3% in 2023 (CY). Global headline inflation is set to fall from 8.7% in 2022 to 7.0% in 2023 due to lower commodity prices but underlying (core) inflation is likely to decline more slowly. Inflation's return to target seems unlikely before 2025 in most cases.

India's Economic Scenario

Domestic economic activity exhibited resilience in H2 FY2023. The National Statistical Office's (NSO) provisional estimates placed real Gross Domestic Product (GDP) growth at 7.2% for FY2023, driven by investment and private consumption. On the supply side, activity was supported by buoyant agriculture and services sectors, while manufacturing was restrained under the pressure of high input costs. India continues to be the fastest-growing economy for the third time in succession.

Gross Value Added (GVA) in agriculture and allied activities posted a growth of 4.0% in FY2023, even as kharif production was dented by below normal rainfall in key rice producing states and excess rains during the harvesting stage. Food grains production touched a new record in FY2023. Industrial activity remained sluggish in FY2023 (grew by 4.4%), driven by muted growth in manufacturing sector GVA. The services sector held up well in FY2023 and grew by 9.5% owing to an impetus from contact-intensive services. The contact-intensive services, viz., trade, hotels, transport, and communication grew by 14.0% in FY2023. Robust GST collections point towards an ongoing revival of domestic trading activity.

India's merchandise exports rose by about 6% to a record US\$447 Billion on account of healthy growth in the outbound shipments of sectors such as petroleum, pharma and chemicals/marine products. Imports also grew by 16.5% to US\$714 Billion in FY2023 as against US\$613 Billion in FY2022. The current account deficit stood at 2.1% of GDP in FY2023, mirroring the trend in merchandise trade deficit.

A combination of adverse supply-side shocks and the pass-through of pending input costs to output prices exerted sustained pressures

on headline inflation during FY2023. Average CPI inflation stood at 6.7% as compared to 5.5% in FY2022.

Banking

Credit growth continued to see double-digit growth and has become broad based across sectors. In FY2023, ASCB's bank credit grew by ₹17.8 Lakh Crore (15.0% YoY) to ₹136.75 Lakh Crore, as against ₹10.4 Lakh Crore (9.6% YoY) in FY2022. Aggregate deposits of ASCB grew by ₹15.7 Lakh Crore (9.6% YoY) to ₹180.43 Lakh Crore compared to last year growth of ₹13.5 Lakh Crore (8.9% YoY).

During the reporting period, RBI increased the policy repo rate by 250bps in 6 tranches and banks have also transmitted it to both deposit and credit rates.

The asset quality of ASCBs improved during 2022-23, with gross NPA ratio declining to 4.5% in December 2022, compared to 5.8% in March 2022, primarily due to the quality improvement across all the major sectors.

With digital payments, India has been witnessing new milestones on the back of the robustness of our payment ecosystem and acceptance by a wide stratum of consumers. Among all, UPI has emerged as the most popular and preferred payment mode in India accounting for ~75% of the total digital payments.

Outlook

The domestic situation has coped well with exogenous external shocks. The real GDP growth for FY2024 is projected at 6.5%, which is the highest in the world. Inflation, which started on a positive note in April (4.70%) is expected to remain in the moderate zone for the ongoing fiscal, despite certain shocks from adverse climate changes impact due to the likely return

of El Nino this year. However, the expectation of a record rabi food grain production bodes well for the food prices outlook and growth in general. We expect, in FY2024, average CPI would be around 5%-5.2%, compared to 6.7% in FY2023, giving some much-needed comfort to regulators.

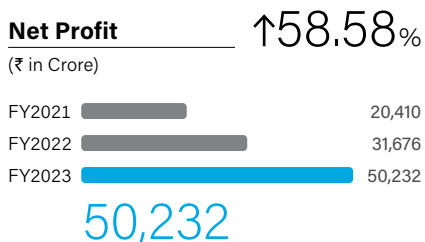
The RBI monetary policy actions during FY2023 have been frontloaded. The notable development during the year includes RBI's thrust towards accommodating climate induced financial risk in banks' risk management framework.

Against this backdrop, your Bank's business has adapted quite well to evolving situation. Your Bank made record profits in FY2023, and internal accruals are used judiciously so that the business growth and risk buffers objectives are met as per the satisfaction of all stakeholders. With the continued demand for credit, banking businesses are expected to grow in double digits in FY2024.

FINANCIAL PERFORMANCE

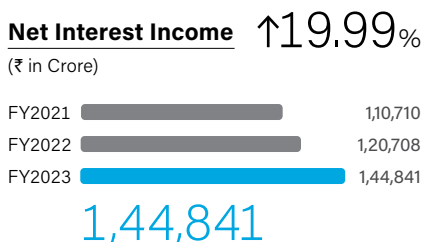
Net Profit and Operating Profit

Net profit increased by 58.58% to ₹50,232.45 Crore in FY2023 from ₹31,675.98 Crore in FY2022. The operating profit of your Bank for FY2023 increased by 11.18% to ₹83,712.97 Crore from ₹75,292.37 Crore in FY2022 (excluding exceptional item of Nil in FY2023 and ₹(7,418.39) Crore in FY2022).



Net Interest Income

Net interest income increased by 19.99% to ₹1,44,840.50 Crore in FY2023, from ₹1,20,707.59 Crore in FY2022. Total interest income increased from ₹2,75,457.29 Crore in FY2022 to ₹3,32,103.06 Crore in FY2023 registering a growth of 20.56%. Total interest expenses increased from ₹1,54,749.70 Crore in FY2022 to ₹1,87,262.56 in FY2023. Interest expenses on deposits during FY2023 recorded an increase of 14.99%, compared to the previous year.



Other Income

Other income decreased by 9.73% to ₹36,615.60 Crore in FY2023, from ₹40,563.91 Crore in FY2022.

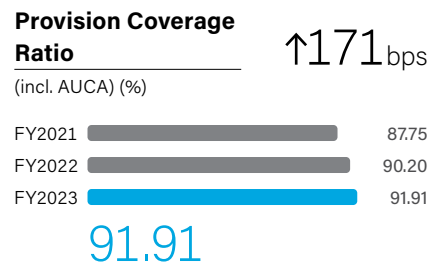
Operating Expenses

Operating expenses (excluding exceptional item) of your Bank increased by 13.68% to ₹97,743.13 Crore in FY2023, from ₹85,979.13 Crore in FY2022.

Provisions and Contingencies

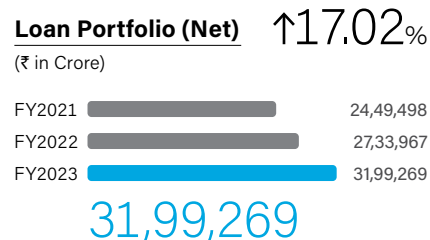
Total provision and contingency decreased by 7.51% to ₹33,480.51 Crore in FY2023 from ₹36,198.00 Crore in FY2022. Major provisions made in FY2023: Provision of ₹9,143.93 Crore for non-performing assets (as against 14,086.85 Crore in FY2022) and Investment depreciation of ₹1,513.84 Crore (as against ₹3,440.10 Crore in FY2022) was made during the year. The Provisioning to Gross Non-Performing

Assets ratio (including AUCA) of your Bank as on 31st March 2023 is 91.91% (Previous Year 90.20%).



Assets and Liabilities

Total assets of your Bank saw a 10.61% increase to ₹55,16,978.53 Crore as of end-March 2023, from ₹49,87,597.41 Crore at end-March 2022. During the period, the loan portfolio increased by 17.02% to ₹31,99,269.30 Crore from ₹27,33,966.59 Crore. Investments increased by 6.00% to ₹15,70,366.23 Crore from ₹14,81,445.47 Crore. A major portion of investment in the domestic market was in government securities.



Your Bank's aggregate liabilities (excluding capital and reserves) rose by 10.24% to ₹51,89,370.08 Crore as on 31st March 2023 from ₹47,07,509.35 Crore as on 31st March 2022. Deposits rose by 9.19% and stood at ₹44,23,777.78 Crore as on 31st March 2023 against ₹40,51,534.12 Crore as on 31st March 2022. Borrowings showed a 15.75% increase to ₹4,93,135.15 Crore by end-March 2023, from ₹4,26,043.38 Crore on end-March 2022.

Directors' Report

Deposits

(₹ in Crore)

↑9.19%

FY2021	36,81,277
FY2022	40,51,534
FY2023	44,23,778

44,23,778

Reserves and Surplus

An amount of ₹15,069.74 Crore (as against ₹9,502.79 Crore in FY2022) was transferred to Statutory Reserves. An amount of ₹232.81 Crore (as against ₹538.16 Crore in FY2022) was transferred to Capital Reserves. An amount of ₹4,575.43 Crore in FY2023 (as against ₹4,647.87 Crore in FY2022) was transferred to the Investment Fluctuation Reserve.

Dividend

Your Bank has declared a dividend of ₹11.30 per share @ 1130% for the year ended 31st March 2023.

Progress of Implementation of Ind AS

RBI vide Circular DBR.BP.BC.No.29/21.07.001/2018-19 dated 22nd March 2019 deferred implementation of Ind AS till further notice. However, RBI requires all banks to submit Proforma Ind AS financial statements every half year. Accordingly, the Bank is preparing and submitting to RBI Proforma Ind AS financial statements every half year after approval of Steering Committee headed by MD (R,C & SARG) formed for monitoring of implementation of Ind AS in the Bank.

1,130%

DIVIDEND ON THE FACE
VALUE OF ₹ 1/SHARE

Recognised by
MOHUA
**BEST PERFORMING
BANK UNDER CLSS**



**PMAY-U
Awards-2021**

CORE OPERATIONS

Retail Business and Operations

The Retail Business and Operations (RB&O) Group is the largest business Group of your Bank with 98.96%

of total branches, and makes up 95.03% of the entire human resources of your Bank comprising eight strategic business units. Your Bank is committed to customer delight at all its branches. The ever-evolving customer preferences, especially those of the younger population, coupled with an increased focus on enhanced customer convenience, are transforming the retail banking landscape.

The customer base of your Bank is steadily widening in the country, making Retail Banking the most prolific segment, both in terms of deposit mobilisation as well as extending customised credit. Your Bank continues to be the largest Home Loan and Education Loan provider in the

Key Initiatives

As a part of its commitment to sustainable development, your Bank has incorporated rooftop solar photo voltaic systems financing as a component of the Home Loan project cost. This, coupled with an extensive micro-market study and the opening of 133 processing centres across India, have enabled greater penetration of Home Loans in Tier-II and Tier-III cities, thus contributing to your Bank's ambition of becoming the 'No. 1 Choice of Customers for Home Loans'.

Your Bank has significantly boosted its Home Loan portfolio by on-boarding projects under Builder Tie-Up (BTU). This also has improved sourcing quality besides improving TAT. To date, 13,184 residential projects (RERA approved) have been approved with a penetration of 29.04% in BTU projects.

The country-wide introduction of Retail Loan Management Solution

and Vendor Verification Module across all centres has been beneficial in creating uniform underwriting standards, seamless delivery and fully-digitised products to ensure customer delight. To further increase the Home Loan business and strengthen the market share, YONO and RAAS are being promoted extensively as digital platforms. Document Management Solution (DMS) has also been rolled out to digitise and centralise Home Loan-related documents to ensure customer convenience.

Earlier, pricing was dependent on a multitude of factors such as loan amount, risk grade score, profession of the borrower and LTV. Now, pricing is solely based on the credit score of the borrower. This simplified pricing has received wide acceptance. To strengthen relationships with customers, a credit card for existing as well as new Home Loan customers has been launched under the name 'Happy Home Card'.

country, demonstrating its unflinching commitment to serve society at large.

Your Bank is committed to creating an environment of increased risk awareness at all levels. Also, your Bank will offer end-to-end digitisation for all its retail banking products through its large network of branches.

Your Bank continues to be at the forefront of the digital banking domain with a steady stream of technology-driven innovations across various channels—digital, mobile, ATM, internet, social media and branches. It has a multi-channel delivery model, offering customers a wide range of choice.

A. Personal Banking

Home Loans

The residential real estate market saw a sustained increase in housing sales and new launches. This was partly due to robust demand from consumers in metro, Tier-II and III cities. Consumer's keenness to invest in real estate has led to this positive trend.

Performance

Your Bank continues to be the largest Home Loan provider in the country. The strategic steps taken in recent years have enabled your Bank to cross the ₹6 Trillion mark in its Real Estate portfolio. Now, it stands at ₹6.41 Trillion as on March 2023, with a YoY growth rate of 14.07%. In FY2023, your Bank disbursed around ₹1.73 Trillion of home loans and home-related loans.

The Home Loan portfolio constituted 23.08% of total Domestic advances and 36.03% of NBG advances, while Priority Sector Lending stands at 31.62% of the total portfolio.

Proactive monitoring and soft contact with customers enabled us to keep NPA in Home Loans at a low level (only 0.69% as on of 31st March 2023).

Your Bank has outpaced the industry growth and garnered an overall industry wide market share of 21.77% as on 30th September 2022, and 33.09% among All Scheduled Commercial Banks (ASCB) as on 31st March 2023.

Your Bank was the only commercial bank nominated as the Central Nodal Agency (CNA) by the Ministry of

Housing and Urban Affairs (MOHUA). As CNA for the PMAY-CLSS scheme, 12,204 subsidy claims aggregating to ₹255 Crore in FY2023 were processed by your Bank. In addition to this, to expand outreach to the under-served population, your Bank signed an MOU with 5 housing finance companies for co-lending.

Home Loan Portfolio

(₹ in Trillion)

FY2019	4.00
FY2020	4.56
FY2021	5.03
FY2022	5.61
FY2023	6.41

6.41



Shri Prakash Chandra Kandpal, DMD (Retail-PB & RE), signed the MOU with Vice Admiral Suraj Berry, AVSM, NM, VSM on the occasion of launching 'Shaurya Flexi Home Loan' for Naval Personnel in presence of Chairman Shri Dinesh Khara and Admiral Radhakrishnan Hari Kumar, PVSM, AVSM, VSM, ADC, Chief of Naval Staff.

#1

HOME LOAN PROVIDER IN INDIA

33.09%

MARKET SHARE IN HOME LOAN SEGMENT AMONG ASCB

14.07%

YOY GROWTH IN HOME LOANS IN FY2023

3.58+ Lakh

NEW CUSTOMERS WHO AVAILED HOME LOANS

Auto Loans

India is a growing market for automobiles driven by rising income levels, numerous buying options, and significant untapped potential evidenced by the ratio of 22 cars per 1000 people, compared to 900+ in USA and 200+ in China. Your Bank is one of the top players in new car loans, achieving success through various initiatives and services.

Performance

Your Bank achieved YoY growth of 23.2% in auto loans of ₹18,375 Crore in FY2023, and an overall market share of 19.40%. The high-value car loan segment loan amount >= ₹25 Lakh registered a YoY growth of 160%. In

FY2023, your Bank disbursed ₹43,954 Crore of auto loans.

Your Bank's constant proactive monitoring and follow-up and best-in-class underwriting resulted in an NPA of 0.43%, compared to 0.69% in the previous year, making it one of the best in the industry.

Auto Loan Portfolio

(₹ in Crore)

FY2019	71,884
FY2020	72,662
FY2021	76,322
FY2022	79,148
FY2023	97,523

97,523

Key Initiatives

A combination of increased manpower for loan distribution, partnerships with major car OEMs for instant in-principle sanction, pre-approved offerings and 'Green Car Loan' agreements at a concessionary rate, your Bank is expected to make 5.86 Lakh new customers happy over the year.

Furthermore, IT has developed 'SBI-Easy Ride', an end-to-end digital product that facilitates two-wheeler financing without the need to visit any branch for sanction or disbursement.



Chairman SBI celebrating with MDs & DMDs for crossing ₹5 Trillion mark in PBBU Advances.

19.40%

MARKET SHARE IN AUTO LOAN SEGMENT

23.2%

GROWTH IN AUTO LOANS IN FY2023

160%

GROWTH IN THE HIGH-VALUE CAR LOAN SEGMENT

5.86+ Lakh

NEW CUSTOMERS WHO AVAILED AUTO LOANS

Education Loans

Your Bank takes pride in its position as the nation's largest education loan provider, accounting for 33.18% of the market share as on 31st March 2023, and 37.70% of disbursement targets amongst All Scheduled Commercial Banks.

Performance

Your Bank has achieved YoY growth of 21.9% in education loans of ₹5,776 Crore in FY2023. In FY2023, your Bank disbursed ₹9,902 Crore of education loans. Bank's collateralised portion was 49% by the end of March 2023, and we achieved 128% of the annual disbursement target assigned by DFS, GOI.

Education Loan Portfolio

(₹ in Crore)

FY2019	20,777
FY2020	22,833
FY2021	23,504
FY2022	26,357
FY2023	32,133

32,133



Smt. Saloni Narayan, DMD, SBI signed MOU with BSF on retail products.



SCHOLAR LOAN
YOU'VE GOT THE GRADES.
NOW GET THE FINANCE!



**Stretch your dreams
and fulfil them with flexibility**
Extra loan eligibility with SBI Flexipay



Key Initiatives

Your Bank has helped 1,13,793 meritorious students realise their dreams by sanctioning loans amounting to ₹15,086 Crore during the year. Of this, 41% of the loans were extended to female students. To broaden the scope of education loans, ensure quality business and enhance customer satisfaction, your Bank has taken various steps:

- Shortlisted top-rated premier and reputed institutions to extend education loans under the Scholar Loan Scheme at relaxed norms and concessional interest rates.
- Penetration of SBI flagship product 'Global Ed-vantage Education Loans' for studies abroad was improved through extension of door-step services in select cities.
- To ensure better tracking of loan applications and faster sanctioning of loans, your Bank's Loan Origination System was integrated with Vidya Lakshmi Portal and Jan Samarth Portal of Government of India.

#1

EDUCATION LOAN
PROVIDER IN INDIA

33.18%

MARKET SHARE IN
EDUCATION LOAN SEGMENT

21.9%

GROWTH IN EDUCATION
LOANS IN FY2023

1,13,793

STUDENTS WHO AVAILED
EDUCATION LOANS DURING
THE YEAR

Personal Loans

Your Bank is the market leader in personal loans, including secured and unsecured loans. These loans are offered to the salaried, pensioners and self-employed customers of your Bank, and salaried customers of other Banks through SBI Quick Personal Loans (CLP Platform) and SBI Elite.

Performance

Personal Loan portfolio (Xpress credit and Pension loan) crossed ₹3 Lakh Crore to reach ₹3,49,988 Crore in FY2023. During the year, your Bank has provided personal loans (Xpress credit and pension loan) to more than 87 Lakh customers.

Personal Loan Portfolio

(₹ in Crore)

FY2019	1,25,965
FY2020	1,66,528
FY2021	2,22,966
FY2022	2,85,987
FY2023	3,49,988

3,49,988

Key Initiatives

Several modifications have been made to personal loan products to make them customer-centric. These include time-bound concession in the interest rate and waiver of prepayment/

foreclosure charges. Your Bank has integrated Digital Document Execution into Xpress Credit loans, utilising e-stamping and e-signature for real-time document execution. This feature

is currently implemented in 22 states and, as on 31st March 2023, has processed 1,41,334 personal loan agreements.

Consumer Durable Loans for e-Commerce Purchases

Your Bank offers two e2e products: POS EMI Loan and Online EMI Loan. While the former is being offered through Pine Labs POS machines at various shops, malls, and showrooms, the latter has been enabled via tie-ups with Bill Desk and PayU to be available at select online shopping portals.

These products are currently available to 1.18 Crore of pre-approved customers based on their account behaviour and other parameters using AI/ML technology. Through regular SMS/e-mails, pre-approved

customers are informed of their eligibility.

Modifications in the product features of Debit Card EMI Loan were rolled out on 23rd December 2022, which include increasing the maximum loan amount from ₹1 Lakh to ₹2 Lakh, reducing the minimum repayment period from 6 months to 3 months, and increasing maximum repayment period from 18 months to 36 months.

Check your eligibility for personal loan by sending SMS 'DCEMI' to 567676.

#1

PERSONAL LOAN PROVIDER IN INDIA

22.4%

GROWTH IN PERSONAL LOANS IN FY2023

0.58%

TOTAL NPA IN PERSONAL LOANS AS ON 31ST MARCH 2023

87 Lakh

CUSTOMERS WHO AVAILED PERSONAL LOANS IN FY2023

Gold Loans

Your Bank offers a general purpose personal loan against the pledge of gold ornaments.

Performance

During FY2023, the portfolio witnessed a YoY growth of 24.46%, thereby reaching a level of ₹28,705 Crore as on 31st March 2023, with a gold loan customer base of 1.4 Million. As per the data released by RBI on sectoral

deployment of Bank Credit as on March 2023, your Bank had a personal gold loan market share of 31.94%.

Gold Loan Portfolio

(₹ in Crore)

FY2019	1,535
FY2020	3,714
FY2021	20,987
FY2022	23,063
FY2023	28,705

28,705

Key Initiatives

Your Bank has personal gold loans available for SBI's Home Loan customers through a product named 'Realty Gold Loan' to meet margin requirements, project cost escalation and registration charges.

Also available are top-up gold loans for existing gold loan borrowers, who want to avail a top-up against their gold ornaments and jewellery, which is already pledged to your Bank.

Liability and Investment Products

	(₹ in Crore)			
	FY2022	FY2023	Growth	Growth (%)
Total deposits	40,51,534	44,23,778	3,72,244	9.19
Term deposits	21,45,117	23,90,667	2,45,550	11.45
Savings bank deposits	15,13,205	15,81,466	68,261	4.51
CASA deposits	17,75,084	18,62,904	87,820	4.95
P-Domestic deposits	25,67,514	27,33,625	1,66,111	6.47

- Total Savings Bank Deposit grew by ₹68,261 Crore (4.51%) during FY2023.
- Total Term Deposits grew by ₹2,45,550 Crore (11.45%) during FY2023.
- Bank opened 124.41 Lakh Regular Savings Bank Accounts during the FY2023 as compared to 98.75 Lakh accounts during the FY2021-22.
- CASA Deposits of Bank grew by ₹87,820 Crore (4.95%) during FY2023.
- Bank opened 2.13 Regular Savings Bank Accounts per day per Branch during the FY2023 as compared to 1.72 Accounts during FY2021-22.
- Average Balance in Regular Savings Bank Accounts has increased to ₹49,915 as on March 2023 as compared to ₹48,661 as on March 2022.
- SBI Sarvottam non-callable deposit scheme launched.
- Amrit Kalash Deposit scheme launched with 400 days tenure at an attractive rate of interest of 7.10%.

- SBI We Care Deposit scheme with enhanced interest rates of 100 bps over card rate for the tenure of 5 years and above extended to senior citizens.

Doorstep Banking

To improve customer convenience and ease of banking, your Bank is extending doorstep banking services through agents to all customers at the top 100 banking centres. Senior citizens above the age of 70, and differently-abled persons get the option of doorstep banking services.

Doorstep banking services include:

- Cash deposit and withdrawal.
- Life Certificate through Jeevan Pramaan.
- Pickup of Nomination Form and Fund transfer Request.
- Pick up of Cheque Book Requisition Slip.

31.94%

MARKET SHARE IN PERSONAL GOLD LOAN SEGMENT

1.4 Million

GOLD LOAN CUSTOMER BASE

24.46%

GROWTH IN GOLD LOANS IN FY2023

- Pick up of cheques for collection / clearing, IT / Government / GST challan with cheque.
- Delivery of Statement of Account, Term Deposit Advice and TDS and Form 16 Certificate.

Video Customer Identification Process (V-CIP)

To make banking more convenient for customers, your Bank has introduced the V-CIP digital process, which allows account opening from home, eliminating the need to visit branches.

4.70 Lakh

CUSTOMERS WHO OPENED SAVINGS BANK ACCOUNTS THROUGH V-CIP

Salary Package Accounts

Your Bank is focused on sourcing of Salary Package Accounts across segments, including Defence, Central Government, State Governments and Corporates, with customised salary packages. Total salary accounts increased to 181.27 Lakh in FY2023, with 4.02 Lakh new accounts added during the year.

Digital Account Openings

As a result of the various initiatives taken by your Bank, 64% of the total regular savings bank accounts aggregating 78.6 Lakh were opened digitally through YONO in FY2023.

Digital Personal Loan Offerings

Your Bank has ensured customer convenience and portfolio growth through a comprehensive range of products on multiple platforms, with higher profit margins. YONO offers digital loans in real-time, eliminating the need for physical documentation or visiting a branch. Additionally, real-time pre-approved personal loan eligibility by sending SMS has been introduced.

DIGITAL LOANS SANCTIONED BY NUMBER

11.63 Lakh

IN FY2022

13.39 Lakh

IN FY2023

DIGITAL LOANS SANCTIONED BY VALUE

21,560 Crore

IN FY2022

24,314 Crore

IN FY2023

Digital loan variants include:

- Real Time Xpress Credit Loans
- PAPL (Pre-Approved Personal Loan)
- PAXC (Pre-Approved Xpress Credit)
- PAPNL (Pre-Approved Pension Loan)
- INSTA Top-up for Xpress Credit
- Insta Pension Loan
- Insta Home Top Up
- PA2WLR(Pre-approved Two Wheeler Loan)

NRI Business

Your Bank has 434 dedicated specialised NRI Branches/NRI Intensive Branches in India, foreign offices in 29 countries, 227 global banks as Correspondent Banks, and has tie-ups with 45 Exchange Houses and five banks in the Middle East to facilitate remittances.

To provide a one-stop service to NRI Customers, a Global NRI Centre (GNC) has been set up in Ernakulam to oversee all non-financial services.

NRI deposit base stood at US\$ 29.88 Billion (March 2023), driven by increasing Indian diaspora across the globe and the trust that your Bank has among NRIs. Your Bank increased its FCNR(B) Deposit market share to 26.06 %, up by 135 bps from last year.

Initiatives

Your Bank has launched the following services in FY2023 for the benefit of its NRI clientele:

- Training on NRI Products and services to operating staff of NRI Branches.
- Tied up with 'Remitly' to facilitate swift remittance to India.
- Cross Border Remittance facility using UPI Application.
- SBI WhatsApp banking facility.
- OTP over email in addition to registered mobile number.
- Launched NRE non-callable deposit scheme.

1,724

NEW TIE-UPS WITH CORPORATES FOR SALARY PACKAGES IN FY2023

304

DEDICATED SALARY PACKAGE MICROSITES CREATED

35.24 Lakh

NRI CUSTOMERS

- Increased daily limit for forex outward remittances through FX-Out (INB Channel) from NRE Account to US\$25,000.
- Increased visibility of NRI products and services at airports in India and abroad through advertisements, social media campaigns and videos on YouTube and Facebook, among others.
- Introduced the option of availing car loans with a resident Indian (close relative) as co-borrower.
- Joined Account Aggregator framework.

Precious Metal

In FY2023, your Bank mobilised 1,730 kg of gold (~₹919.30 Crore) under the Sovereign Gold Bonds Scheme and 2,016 kg of Gold under the Gold Monetization Scheme by the Government of India.

Your Bank offers metal gold loans to jewellers manufacturing gold ornaments for domestic and export purposes. During FY2023, your Bank extended metal gold loans of 17,829 kg. Your Bank also extends Sale of Gold (SOG) scheme to jewellers/traders. During FY2023, your Bank sold 3,950 kg of gold under this scheme.

Wealth Management Business

Your Bank is the first public sector bank to offer wealth management services to its esteemed clients. SBI Wealth caters to the investment needs of affluent clients through a bouquet of investment products such as Mutual Funds, Insurance, PMS, Bonds and AIF as per their risk profile.

The Wealth team comprising of dedicated and personalised relationship managers is in constant touch with clients for their investment and banking needs. Doorstep banking services are also extended through customer relationship executives. The key elements of offer value proposition to clients are flexibility in choosing multiple delivery channels, in-depth research and analysis and open architectures.

Your Bank's wealth management services are offered at 100 major centres across the country through a network of 230 wealth hubs.

Your Bank has shown exponential growth in terms of investment AUM and investment active clients during the FY2023. Investment AUM has increased from ₹14,317 Crore to ₹20,580 Crore (43.75% growth), and the number of investment active clients increased from 93,726 to 1,18,569 (26.50% growth) during FY2023. The AUM increased from ₹2,51,351 Crore

to ₹2,95,860 Crore (17.70% growth) for the same period. The number of clients also increased from 2,97,246 to 3,59,480 (20.94% growth).

Your Bank, on a pilot basis, launched Premier Banking Services in three circles—Mumbai Metro, Delhi and Hyderabad—to provide personalised banking and investment related services to Corporate Salary Package (CSP) customers—Platinum category.

B. Anytime Channels

ATMs and ADWMs

Your Bank has one of the largest ATM networks in the country, with 65,627 ATMs, including 12608 Automated Deposit and Withdrawal Machines (ADWMs), as on 31st March 2023. It is present even in the most remotest locations. There is a floating ATM at Dal Lake in Srinagar, on the jetties of Ernakulam and Vypeen in Kerala, new ATM lobbies in the tea gardens of Assam, on the islands of Andaman & Nicobar, Lakshadweep, and at Khardungla in Ladakh, which has the highest motorable road in the world. Your Bank's domestic market share in the number of installed ATMs and ADWMs is ~30% and handles the highest share of cash dispensation (34%) in the country. On an average, over 1.32 Crore transactions are recorded every day at your Bank's

Key initiatives during the Year

- Implemented enhanced cash dispensation logic in ATM for small denomination notes at all Bank's ATMs.
- OTP based Cash withdrawal – addition of new feature – 30 sec Timer display on ATM screen to make customer aware about the time available for entering the OTP and avoid time out.

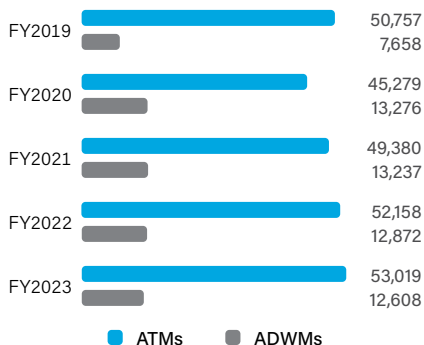
- Pro-active Reversal of failed transactions to customers.
- 15000 new GCC machines installed.
- 49,719 sites have been covered under electronic surveillance solutions (eSS).
- SMS is being sent to customers for availing free Balance Enquiry & Mini Statement from SBI ATMs

- and the above services are also available on WhatsApp banking.
- Display of "Cash not available" on ATM Screen whenever the ATMs are out of Cash (Before the transactions are undertaken by the customers).

Directors' Report

ATMs/ADWMs, and 5.66 Lakh cash deposit transactions at ADWMs.

ATMs and ADWMs



SWAYAM Kiosks

Your Bank has deployed 20,137 Barcode Based Passbook Printing Kiosks (SWAYAM) at 17,643 branches and 13 Lakh transactions are processed on daily basis, migrating ~3.65 Crore passbook printing transactions every month from branch counters. The re-print functionality for the last 90 days has also been enabled, on a pilot basis, for five branches from each circle.

Green Channel Counter (GCC)

Your Bank has deployed 33,077 GCC terminals at 21,446 retail branches for transactions through debit cards to promote Green Banking.

Cyber cell

To combat cybercrimes, the Ministry of Home Affairs has rolled out a dedicated cybercrime reporting portal (www.cybercrime.gov.in) and a helpline number 1930. Cybercrime cells at 17 circles work in multiple shifts to attend to customer concerns regarding cyber fraud. During FY2023, a total of 3,04,450 complaints have been attended, and an amount of ₹51.50 Crore has been put on hold.

Customer Value Enhancement

Your Bank is dedicated to increase value for its customers and stakeholders, by

offering a range of financial services and products, all under one roof. As a financial superstore, your Bank provides mutual funds, general insurance, life insurance, credit cards, National Pension Scheme and Demat accounts through its pan-India network. As part of your Bank's digital transformation, it has made on-boarding simpler

and relied on need-based selling to strengthen customer loyalty.

With an emphasis on better customer experience and offerings tailored to customers' needs, your Bank remains a leader in marketing of financial products services with earning revenue of ₹3,641 Crore in FY2023.

The revenue contribution of each product is as under:

Product	FY2022		FY2023		% Change YoY
	Revenue	Assets	Revenue	Assets	
SBI LIFE	1,568	2,040	2,040	30	
SBI MF & Others	767	916	916	19	
SBI GENERAL	319	398	398	25	
SBI CARDS	199	264	264	33	
SSL	5	5	5	-	
NPS	10	18	18	80	
TOTAL	2,868	3,641	3,641	27	

Initiatives and successes: for FY2023 are mentioned below:

SBI Life

SBI Life Insurance is the No. 1 private player in Individual Rated Premium since FY2018. The persistency ratio has improved from 84.07% to 84.12% YoY in March 2023. The protection share for SBI Life in individual rated premium stood at 7.17% as on YoY March 2023. Digital sourcing rate of SBI Life Banca is 99.70%.

SBI Mutual Fund:

SBI remains the No. 1 Mutual Fund Distributer, having more than ₹1.48 Lakh Crore in Assets Under Management (AUM) as on March 2023. Further, SBIMF leads the rank amongst AMCs and has crossed ₹7.12 Lakh Crore as on March 2023 in

AUM. Digital mobilisation of business is easing the process for customers as well as the operating staff. 76% of Lumpsum transactions and 92% of fresh SIPs are being mobilised through the digital mode.

SBI General

A direct impact of the pandemic was a surge in health insurance. It resulted in an increased share of health insurance business from 20% in March 2022 to 22% in March 2023. The number of specified persons for general insurance also increased to 31,017 on 31st March 2023 as against 27,060 on 31st March 2022.

SBI Card

SBI has been at the forefront when it comes to credit cards. With the increasing trend of the use of

#1

PRIVATE PLAYER IN INDIVIDUAL RATED PREMIUM IN INDIA

#1

MUTUAL FUND DISTRIBUTOR IN INDIA

plastic money, your Bank is meeting customers' demand and making credit cards available to them at the remotest of the locations. In FY2023, 23.48 Lakh (till March 2023) cards were issued, as against total 16.54 Lakh issued in FY2022.

NPS

Your Bank continues to be the leading bank in NPS registrations with a market share of 22%. Your Bank has also qualified to be the top Performing Point of Presence (PoP) under campaign observed by PFRDA. It offers the complete digital registration journey through Internet Banking (INB) and the YONO app. Around 80% of the total NPS accounts were opened digitally.

SBI SSL

Your Bank has sourced over 10 Lakh accounts in FY2023. An e2e Demat and trading account journey is available on the YONO app and INB.

Small & Medium Enterprises

Your Bank provides a comprehensive package of products and services to the MSMEs to meet requirements such as cash management, transactions and credit needs for domestic and export sales.

Your Bank is a pioneer and market leader in SME financing with over 19 Lakh customers. The SME portfolio of your Bank crossed the ₹3 Trillion mark in FY2023 to ₹3,59,270 Crore, and accounts for 12.94% of your Bank's

total domestic advances. The portfolio registered a growth of 17.59% YoY in FY2023.

A. Customer Convenience

About 2001 RMs (SME) and 833 dedicated SME-intensive branches are functioning across India. Your Bank has rolled out Supply Chain Finance Centralised Processing Centres (SCF CPCs) across 16 circles in India. All new proposals above ₹10 Crore (SME and Builder Finance) are handled by Centralised Processing Centres (CPCs) for appraisal. As on 31st March 2023, 323 proposals amounting ₹14,912 Crore have been sanctioned.

B. Digital Offerings

Your Bank uses technology in every aspect of the value proposition—from business, designing products, streamlining processes, and improving delivery to monitoring. Several initiatives have been instated to build an SME portfolio in a risk-mitigated manner, and significant changes have been implemented to ensure ease of banking.

YONO Business addresses all corporate banking needs and acts as a one-stop solution for the customer. Your Bank deploys the most advanced technologies like artificial intelligence, machine learning and business analytics, among others, to augment its product offerings and enhance customer delight each time without

exception. Under YONO, Pre-Approved Business Loan (PABL) has recorded a YoY growth of 926% to ₹3,558 Crore in FY2023.

Digital Document Execution (DDE) involves digital contract formation, e-stamping, e-signature or its variants, as per applicable laws and through authorised government agencies, providing a safe and accurate recording of the financial information, and authentication and verification of the contents and the customer.

As a pilot, DDE was first launched in Uttar Pradesh in August 2022 for PABL accounts. Going by its success, your Bank is now extending this project to seven more states: Odisha, Chhattisgarh, Tripura, Kerala, Maharashtra, Himachal Pradesh and Meghalaya in Phase 2. Further expansion is underway.

Following initiatives have been implemented during the year:

1. New digital products under development in collaboration with Fintech/ AA/ GST

- MSME SAHAJ Seller's Invoice Financing on Yono Business providing digital loan and financing of GST invoice.
- Seller's Invoice Financing Scheme under GST Sahay, a Gol initiative, provides digital loan through GST Sahay app, which is a market place.

23.48 Lakh

TOTAL CREDIT CARDS ISSUED IN FY2023

#1

LEADER IN NPS REGISTRATIONS IN INDIA

10+ Lakh

TOTAL DEMAT ACCOUNTS SOURCED DURING FY2023

17.59%

GROWTH IN SME PORTFOLIO IN FY2023

19+ Lakh

MSME CUSTOMERS

2. Contactless Lending Platform (CLP):

Your Bank is one of the stakeholders in the SIDBI-led PSB Consortium, that offers SMEs quick and simple access to loans through a CLP platform 'psbloanin59minutes.com'. Eligible proposals receive instant in-principle approval based on GST returns, IT returns and account statements. For FY2023, your Bank has already sanctioned 6,342 leads worth ₹2,940.24 Crore, with ticket sizes between ₹1 Lakh and ₹5 Crore.

To facilitate digitalisation and streamline the issuance of credit, a new mechanism for auto-renewal of leads obtained from CLP has been launched. This approach will guarantee prompt renewal of accounts considered good and financially satisfactory, with minimal need for manual work. It allows Relationship Managers (SMEs) to concentrate on sales and marketing activities.

3. Assisted Journey for ETCB/ NTCB/ NTB Customers

The Assisted Journey allows operating functionaries such as RMs (SME), field officers and Branch Managers to initiate the CLP journey on behalf of the customer without needing them to input any details. These can be uploaded directly on the portal.

4. Supply Chain Finance

By leveraging technology and branch network, your Bank has been a major player in supply chain finance while strengthening corporate relationships across sectors. During FY2023, supply chain finance was extended to 34,592 dealers with total sanctioned limits of over ₹44,565 Crore under e-DFS (Electronic Dealer Financing Scheme) and ₹16,437 Crore e-VFS (Electronic Vendor Financing Scheme) respectively.

Your Bank entered into 16 new e-DFS and 37 new e-VFS tie-ups during the

SBI
The banker to every *krishi*

**STEP-UP YOUR BUSINESS
MAKE CASH FLOW SIMPLE & PAPERLESS**

With Electronic Vendor Financing Scheme

- Best-in-class product for Vendor Financing
- e2e digital journey for in-principle sanction of loan on digital platform
- No financials required for a limit up to ₹50 Cr. (Abridged financials for limit above ₹10 Cr.)
- Nil Primary/Collateral security
- Competitive Rate of Interest
- Dedicated Centralised Processing Cells for sanctioning
- Single unified charges
- Simple documentation
- e2e digital journey for transactions

75th Anniversary Ka Amrit Mahotsav
TSC Apply

year. New e-DFS limits of ₹6,395 Crore for 6,224 new dealers and ₹2,352 Crore for e-VFS were sanctioned during FY2023. Your Bank has already implemented CLP for e-DFS and e-VFS.

Your Bank has also simplified the e-VFS processes. It has introduced Supply Chain Finance Centralised Processing Centres to reduce TAT for proposal processing. To ring-fence the supply chain portfolio, it has implemented suitable risk mitigation measures and risk-based pricing. Your Bank is also introducing various campaigns

for on-boarding dealers/vendors and broadening the channel finance base.

C. Green Energy Initiatives

Your Bank is committed to lowering its carbon footprint through many green energy initiatives. During the year under review, we launched the following products:

1. Surya Shakti Solar Finance

This special product was launched for financing 'Term Loans for Solar Projects' for captive use, with capacities of up to 1 MW. It entails a maximum loan

amount of ₹4 Crore and a comfortable repayment option of up to 10 years. A dedicated Surya Shakti Cell has been created for centralised loan processing and quick TAT. MOUs have also been signed with reputed companies like Tata Power Solar Systems Ltd., Waaree Energies Ltd., Mahindra Solarize Pvt. Ltd. and Havells India Ltd. to finance companies that need solar PV systems.

2. Finance to Biofuel Projects

Your Bank launched a new product for extending credit to all forms of biofuels mentioned in the 'National Policy of Biofuels 2018', viz. ethanol, bio-diesel, advanced biofuels and bio-CNG, among others, in a bid to promote the Government of India's initiative of increasing biofuels projects.

Biomass suppliers and aggregators who supply pellets/briquettes to thermal power plants for substitution of coal are also financed under this product. The product has long door-to-door repayment tenure of up to 15 years and an option of a term loan or regular working capital facility.

D. Export Credit

The MSMEs play a pivotal role in the Government of India's objective of increasing exports. During FY2023, your Bank's export credit to the MSME segment increased by 17.20% and reached ₹15,672 Crore. Your Bank has put in place strategies for maximising business potential in export finance. Various digital initiatives to improve customer experiences are in the pipeline.

E. Co-lending with NBFCs

Your Bank has entered into co-lending agreements with 5 NBFCs.

₹39,000+ Crore

DISBURSEMENT UNDER MUDRA LOAN

F. Trade Receivables Discounting System (TReDS)

Your Bank is the first Public Sector Bank to register as a financier on the TReDS platform and is present on all the three TReDS platforms in the country—RXIL, M1 Exchange and Invoicemart—to provide finance to MSMEs.

FY2023, your Bank discounted 26,973 bills amounting to ₹9,800 Crore, registering an YoY growth of 144%.

Rural Banking

A. Agri Business

Your Bank has come out on top in Nationwide One Branch One Loan (NOBOL) campaign and Bankers Enabling Sustainable Transformation (BEST) campaign for Agri Infra Fund run by Ministry of Agriculture and Farmers Welfare. Further, your Bank has launched a new product named Agri Enterprise Loan (AEL) for catering to the credit needs of agri-based enterprises engaged in various agriculture, allied, agri infrastructure and ancillary activities, which will be a growth driver in the investment credit portfolio. Your Bank has also launched

the Kisan Samridhi Rin (KSR) product. It addresses the credit requirements of large farmers/corporates/FPOs/cooperatives of farmers based on the realistic cost of end-to-end farming for all types of crops including those of high-value export importance and use hi-tech / scientific / modern methods of farming.

Your Bank has achieved a remarkable milestone this financial year with its lending to farming and agricultural activities crossing ₹2,58,612 Crore, the highest offered by any Bank. This extends assistance to more than 1.45 Crore farmers. In addition, the agriculture gold loan portfolio has grown significantly from ₹73,600 Crore on 31st March 2022 up to ₹83,000 Crore as on 31st March 2023.

To further support Aatmanirbhar Bharat schemes like Agri Infrastructure Fund (AIF), Animal Husbandry Infrastructure Development Fund (AHIDF) and PM Formalisation of Micro Food Processing Enterprises (PM FME), your Bank has disbursed loans to 6,954 borrowers for an aggregate sum of ₹1,543 Crore during the current financial year.

The credit disbursement to the farmers over the years is as follows:

(₹ in Crore)

Flow of Credit to Agriculture			
Year	Target	Disbursement	% Achievement
FY2019	1,16,315	1,56,385	134
FY2020	1,27,947	1,77,473	139
FY2021	1,74,468	1,98,268	114
FY2022	1,92,500	2,19,396	114
FY2023	2,11,750	2,54,617	120

B. Micro Credit

Your Bank holds the highest market share in SHG loans among all banks. Your Bank's portfolio under SHG loans crossed ₹34,000 Crore as on 31st March 2023 covering more than 98 Lakh women members. Your Bank's market share of loans under National Rural Livelihood Mission is the highest among all PSBs, accounting for 28% as on 31st March 2023.

Since the inception of Deendayal Antyodaya Yojana-National Rural Livelihood Mission in 2013, your Bank has financed 32.60 Lakh SHGs under Bank-SHG Linkage and disbursed ₹94,815 Crore up to 31st March 2023.

Your Bank disbursed more than ₹39,000 Crore in Mudra Loans, and has sanctioned more than 20,000

proposals under the Stand-Up-India scheme during the year, which is more than half of all PSBs put together.

In FY2023, your Bank disbursed 3.34 Lakh loans, amounting to ₹561 Crore to Street Vendors under PM SVANidhi Scheme.

C. Digital and Collaborations

Your Bank is revamping its agri-tech stack for loan processing to agriculture and allied activities, significantly reducing the TAT for credit delivery. Your Bank has also embarked upon digitising all customer journeys in the agriculture segment.

Your Bank has signed MoUs with 18 NBFCs/HFCs under its co-lending model to enhance its reach to the unserved and underserved populace. Under this model, your Bank has sanctioned loans to more than 1,52,000 borrowers amounting to ₹865 Crore, of which more than 1,49,000 accounts were sanctioned in completely digitised mode (loans up to ₹1 Lakh).

Your Bank is actively looking to partner with agri-techs and start-ups to cater to the financial needs across the agriculture value chain. To start with, your Bank has conducted an agri start-ups and agri-techs meet at Bengaluru in December 2022 to discuss and deliberate the support and growth of the sector.

To further penetrate the agriculture and rural market, your Bank has floated State Bank Operations Support Services, which is expected to help your Bank reach out to a larger populace, and record improved efficiency in sourcing and collection of loans.

D. Financial inclusion

Your Bank has aligned its business goal with national priorities, and focused attention is given to a range of financial inclusion activities. Your Bank has undertaken significant strides towards financial inclusion through a vast network of Business Correspondents (BCs) and Customer Service Points (CSPs). As on 31st March 2023, your Bank has 76,089 CSPs, providing access to 32 banking products and services in unbanked areas while reducing footfalls in the branches. The BC/CSP channel has recorded around 53.32 Crore transactions amounting to ₹3,30,389 Crore during FY2023. On an average, around 25-30 Lakh transactions per day are routed through the BC/CSP channel.

BC/CSP channel is increasingly becoming one of the most crucial drivers of financial inclusion initiatives of your Bank. The channel has opened 14.69 Crore BSBID accounts with ₹50,091 Crore deposits and has brought the unbanked/underprivileged sections of society under the ambit of the formal banking system. As part of social security measures, low-cost microinsurance products (PMJJBY, PMSBY) and pension schemes (APY), are provided to the unorganised sector in a significant way.

Your Bank is the undisputed market leader in customer enrolment for government-sponsored social security schemes viz, PMJJBY, PMSBY and APY. The share of Bank in PMJJBY, PMSBY and APY is 43.83%, 40.85% and 31.78% respectively, among all Public Sector banks.

E. Imparting Financial Literacy (FLCs)

Your Bank has set up 341 FLCs across the country to impart free financial literacy, credit counselling, and the propagation of electronic payment systems. FLCs have conducted 38,162 camps in which ~12.50 Lakh people participated. Furthermore, as part of the RBI initiative to propagate awareness of financial products among the rural masses, your Bank has also set up 440 Centres for Financial Literacy (CFLs) at the block level which are also instrumental in exploring innovative and participatory approaches to financial literacy.

F. Rural Self Employment Training Institutes (RSETIs)

Your Bank has set up 152 RSETIs spread across 26 states and 3 Union Territories. RSETIs act as social change agents, empowering rural youth towards sustainable livelihood through skill development and training, helping them establish their micro-enterprises, and thereby creating rural employment and wealth creation.

From 1st April 2022 to 31st March 2023, these RSETIs have trained 99,438 candidates and achieved ~103% against the annual training target of 96,616 candidates set by the Ministry of Rural Development (MoRD).

During the recently concluded Annual Grading Exercise for FY2022 by MoRD, all 152 RSETIs of your Bank secured outstanding grading (AA), with 101 of them scoring 200/200.

#1

LENDER TO FARMING AND AGRICULTURAL ACTIVITIES IN INDIA

#1

MARKET SHARE IN SHG LOANS IN INDIA

#1

MARKET LEADER IN CUSTOMER ENROLMENT FOR GOVERNMENT-SPONSORED SOCIAL SECURITY SCHEMES

28%

MARKETS SHARE OF LOANS UNDER NATIONAL RURAL LIVELIHOOD MISSION AMONG PSBs

Special recognition given to your Bank by Pension Fund Regulatory and Development Authority (PFRDA) for performance in Atal Pension Yojna (APY)

During FY2023, your Bank has achieved 27.88 Lakh APY enrolments as against the target of 17.90 Lakh allotted by PFRDA (~156% of the target). PFRDA has conferred following major awards to your Bank for various APY campaigns:

CIRCLE OF EXCELLENCE



Award of par excellence

(1st October - 14th November 2022)

RISE ABOVE THE REST



Exemplary award of par excellence

(15th November - 31st December 2022)

LEADERSHIP PINNACLE



Exemplary award of par excellence

(2nd January - 14th February 2023)

APY BIG BELIEVER



Award of par excellence

(15th February - 31st March 2023)

Government Business

Your Bank is at the forefront of conducting Government Business, with a market share of 65.92% in Central Government turnover, and is an accredited Banker to 26 major Central Government Ministries and Departments.

Turnover and Commission

(₹ in Crore)

Particulars	FY2022	FY2023
Turnover	55,18,281	60,35,342
Commission	3,713	3,953

Your Bank is continuously engaged in developing customised technology solutions, to support the Government's digital initiatives facilitating transition to the online mode, providing greater efficiency and transparency, resulting in ease of doing business & ease of living for the citizens.

Following initiatives have been implemented during the year:

1. PM Kisan Samman Nidhi Yojana

As accredited Bank to Ministry of Agriculture & Farmers' Welfare, your Bank has facilitated distribution of ₹40,477 Crore under the scheme as a sponsor bank.

2. Direct Benefit Transfer (DBT)

All the major schemes of Direct Benefit Transfer (DBT) of Gol and State Govts are being implemented through your Bank on a pan-India level. State Bank of India is the sole Banker for processing Direct Benefit Transfer of LPG subsidy (DBTL).

Your Bank has successfully rolled out the ePA (Electronic Payment Advice) mechanism for the digital authorisation of payments originating through Public Financial Management System (PFMS).

3. Ministry of Defence (MoD)

• PRABAL: (PFMS Raksha Budget Aaharan and Lekhankan)

Launched by MoD to bring all CDAs (Controller of Defence Accounts) under single platform. This will act as

unified interface for all offices of MoD for lodging, processing and payments of Bills. Your Bank has integrated its digital platform with PRABAL.

• Armed Forces Battle Casualties Welfare Fund (Maa Bharti ke Sapoot):

Launched by the Hon'ble Defence Minister, the Armed Forces Battle Casualties Welfare Fund account was set up to receive online donations through the SBI payment gateway on 14th October 2022.

4. Ministry of Railways

• Indian Railways e-Procurement System (IRePS):

The VAN solution on IRePS was made live allowing participation in leasing and other auctions. Now IRePS bidders have option to choose either Lien module or VAN solution as a payment option to submit EMD (Earnest Money Deposit).

53.32 Crore

TRANSACTIONS RECORDED UNDER THE BC/CSP CHANNELS

#1

MARKET LEADER IN GOVERNMENT BUSINESS IN INDIA

• **Parcel Management System:**

Railway has a computerised Parcel Management System (PMS) under which details of Parcels are fed into the system. Your Bank has taken up digitalisation for fee collection and entered into an MoU with Railways.

5. Centrally Sponsored Schemes (CSS) under Single Nodal Account (SNA) mechanisms and Central Sector Schemes (CSS) under Central Nodal Account (CNA) mechanisms

Your Bank has developed and rolled out the necessary solutions for all the models prescribed by PFMS to implement SNA and CNA mechanism. The customised SNA solutions have been rolled out for Govt. of Rajasthan (IFMS application) and Karnataka (Khajane application).

6. Pension Payments

- Your Bank has been administering pension payments to 43 Lakh pensioners. New pension accounts of 2.54 Lakh pensioners were added in FY2023.
- Your Bank has launched Pension Seva Mobile App for pensioners to avail of all the services.
- Video Life Certificate made available on Pension Seva Mobile App for regular and family pensioners.
- Pension slip through SBI WhatsApp Banking was launched on 5th November 2022.
- Your Bank has integrated Bhavishya Portal of GoI with SBI Pension Seva Portal for ease of services to the Central Government Pensioners.

#1

MARKET LEADER IN
SMALL SAVINGS SCHEMES
AMONG AUTHORISED
BANKS IN INDIA

- Your Bank successfully conducted a nation-wide campaign for the submission of Digital Life Certificates at 35 centres across India, which were identified by the Ministry of Personnel, Public Grievances and Pensions, Department of Pension & Pensioners' Welfare (DoPPW), New Delhi.
- Two new services were launched by the Ministry of DoPPW on Bhavishya Portal of GoI. Form 16 (part B) and Life Certificate Status have been made available to the Central Government pensioners in the Portal.

7. Small Savings Schemes

Your Bank services more than 88.32 Lakh PPF, 25.66 Lakh Sukanya Samridhi Yojana (SSA) accounts, and 12.73 Lakh Senior Citizen Savings Schemes (SCSS) accounts, making it the highest among all the authorised banks. During FY2023, 5.13 Lakh PPF accounts, 2.93 Lakh SSA accounts and 2.09 Lakh SCSS were added.

Digital & Transaction Banking (D&TB) - Marketing

1. Current Accounts

Current Account (CA) balances contribute directly to the profitability of your Bank by reducing Cost of Deposits and improving Net Interest Margin. CA remains critical component of the CASA deposits. Your Bank has a bouquet of CA products that are competitive in the market and meet the requirements of different customer segments.

Your Bank has taken the following initiatives for improving the CA business:

People:

- Created an exclusive position of Relationship Manager Current Account (RMCA) to focus on the marketing of CA business and cater to existing high-value CA customers.

- Close monitoring of 20 districts/centres with high potential and low market share.
- Training on YONO, CKYC, Online CA opening, other digital products and soft skills for RMCAs.

Process:

- Digital (Online) CA opening facility for all entities to provide an omni-channel experience to the customers and reduce TAT in opening of accounts.
- Re-imagined Journey through YONO business to simplify and improve CA opening journey.
- CKYC for Digital transmission of AOF and KYC documents and help in improving TAT in CA opening.
- Various dashboards, including campaign dashboards for better performance monitoring.
- Enhanced CA visibility on SBI corporate website.
- Project Drishti and Kuber with external consultant for improving and revamping CA and CMP (Cash Management Product) Business.
- Integration with FinTechs to provide industry/sector specific offerings.

Products:

- Integration of MCA SPICe Form for CA opening.
- Revamping of RERA products.

2. Transaction Banking-Marketing

TB Marketing, formerly Transaction Banking Unit (TBU), employs cutting-edge technology to offer clients comprehensive transaction-related products and solutions. Your Bank's TB business seeks to take advantage of new technology initiatives and meet clients' bulk transaction needs, in addition to customised MIS, ERP integration and a dedicated Client Support Cell. Its study and analysis of transaction patterns

allows it to devise unconventional ways of meeting clients' other banking needs like Credit, Fund Management, Cross Selling and others services.

Your Bank's commitment to offering customer satisfaction drives us to improve its technology continuously. Your Bank has recently implemented new solutions such as VAN-based Cash and Cheque Collections to extend TB across all branches, Digi Voucher, and provide a multi-channel delivery model for transactions. Customers across Corporates, Mid-Corporates, Government Departments, Financial Institutions such as NBFCs, Insurance Companies, Banks, Mutual Funds and SME Clients can benefit from these TB products designed to facilitate, automate and optimise fund management.

Corporate Banking

A. Corporate Accounts Group

Corporate Accounts Group (CAG) is a dedicated Business Unit (BU) of your Bank and handles SBI's 'high-value credit' portfolio as a specialised and efficient delivery platform. CAG BU has four specialised Branches headed by General Managers located in India's top three commercial centres, namely Mumbai (2), New Delhi (1), and Chennai (1). Major top corporates of the country and Navratna PSUs are esteemed customers of CAG BU.

CAG BU is an exclusive one-stop shop that provides the entire range of financial services and products to top-rated corporates and their foreign associates and subsidiaries. The business model of CAG BU is based on the relationship management concept. Each client/business group is mapped to a relationship manager who spearheads a cross-functional client service team consisting of highly skilled credit and operations functionaries.

The relationship strategy is anchored on delivering integrated and comprehensive solutions to clients, including structured products within a specified time frame. The prime objective is to make SBI the first choice of top corporates. A regular review of each corporate relationship by senior management sets the benchmark for relationship management in CAG BU.

Apart from various core credit products, CAG BU offers an array of customer-specific products like Cash Management Product, Treasury/Forex products and Merchant Banking products in association with other BUs and subsidiaries of SBI. The Client Service Teams at CAG Branches also aid customers in the selection and delivery of a wide variety of products and services offered by associates and subsidiaries of SBI.

To align with the changing banking landscape, your Bank has created two specialised units within CAG BU:

Corporate Solutions Group (CSG)

-To address the entire ecosystem of banking related requirements of credit light corporate customers in significant sectors such as FMCG, Auto, IT, Pharma and Agri with a focused thrust on new-to-bank as well as existing customers.

Financial Institutions Group (FIG)

-To address credit, transactional, general banking and non-banking requirements of financial Institutions such as Insurance Companies, Brokerage Firms, Banks (Private and Foreign), Mutual Funds, FDI and FPI entities.

The total loan portfolio (Fund Based and Non Fund Based) of CAG BU as on 31st March 2023 stands at ₹6.50 Lakh Crore as against ₹6.18 Lakh Crore on 31st March 2022. Demand for credit picked up in the second half of FY2023 resulting in growth of 0.56 Lakh Crore in fund-based advances at CAG BU.

B. Treasury Operations

Treasury operations

Global Markets Unit (GMU) performs the domestic treasury operations of your Bank and is responsible for deployment of surplus funds to achieve desired risk-adjusted returns. The Global Markets' portfolio comprises investments in Statutory Liquidity Ratio (SLR) and Non-SLR Securities, Publicly Traded Equities, Venture Capital Funds, Private Equity, and Strategic Investments. Additionally, it offers multiple products and services that cater to its customers' foreign exchange and risk management requirements.

FY2023 began with the conflict in Ukraine, which, combined with the removal of the lockdown, led to another round of high inflation across the globe, just as the pandemic-induced supply chain issues started to resolve. Developed countries saw unprecedented tightness in labour markets, leading to a round of sharp rate hikes by central banks. US 2-year treasury yields, which were around 0.25% in 2021, shot up to 5%+ levels as the US Federal Reserve hiked its policy Fed funds rate by 475 basis points (including a 25 basis points hike in March 2022), the fastest pace of hikes since the 1980s. In India, CPI touched a high of 7.79% in April 2022, well above the upper level of RBI's target band of 4% to 6%. RBI started hiking the policy repo rate from May 2022 to curb inflation, with 6 consecutive hikes totalling 250 basis points during FY2023.

Rupee Markets

1. Interest Rate Markets : SLR and Non-SLR Portfolio

Rate hikes by RBI led to a jump in bond market yields, with the benchmark 10 year touching a high of 7.62% in June 2022, up from 6.84% at the end of March 2022. Your Bank took prudent investment decisions that helped contain the impact of rising interest rates on the investment portfolio.

Key Initiatives

Customer Value Creation

- Your Bank has introduced SBI e-Forex facility in the YONO Business-Android app to enable customers to book foreign exchange rates on the go. The same is expected to be rolled out shortly for the iOS platform as well.
- Your Bank has removed the minimum transaction size in e-Forex and has increased the maximum transaction size limit. This will allow SME customers to book the smallest foreign exchange transactions through the platform, while providing more flexibility for larger customers.
- Further improvements in your Bank's online outward remittance product, FXOut, have been made. An SMS and email facility to track outward remittances has been introduced, and a new currency 'NZD' has been added to the currencies that can be remitted.
- A centralised processing cell has been set up for opening FCNR deposits, to speed up the process and for better customer experience, at GMU Kolkata.
- Submission of LC/BG application as well as Purchase Order/ Invoice through email has been waived for applications submitted through the YONO business platform.

Fresh investments were also made at appropriate levels to augment interest income. Your Bank's liquidity position remains comfortable, and it is well placed to handle any moderation in liquidity.

2. Equity Markets

In FY2023, the Indian market outperformed other global emerging markets, driven by the country's robust economic outlook despite multiple global headwinds. Your Bank actively participated in the rally in the equity markets, calibrating the investment book as per market dynamics. There was moderation in IPOs during the second half of the year, with listing gains for the issuances remaining muted. But your Bank actively participated in the primary market during the first half, including in InvITs and REITs, generating high returns.

Your Bank remains focused in building a long-term investment portfolio, as well as in generating positive alpha through short-term tactical positions. Your Bank continues to deepen its research capabilities through the expansion of the research team and advanced training.

3. Private Equity / Venture Capital Fund

Your Bank has been an active participant in the alternative investment space during FY2023 and has supported start-ups through direct equity participation as well. During the year, it has sanctioned investments of more than ₹800 Crore in private equity/alternative investment funds.

Forex Markets

The Global Markets Unit (GMU) handles the foreign exchange business of your Bank, providing solutions to the customers for managing their currency flows and hedging risks through options, swaps, and forwards, in addition to providing liquidity to markets. Your Bank is a leading player

Transfer funds abroad in a few clicks through Internet Banking with FX-OUT

- Remit up to USD 25,000 instantly
- 7 Foreign Currencies (USD, EUR, GBP, SGD, AUD, CAD, NZD) 214 Countries
- Available 24X7 to both Resident Indians and NRIs

T & C Apply

in USD-Rupee Spot and USD-Rupee Forward markets and has a high market share in merchant foreign exchange flows. Your Bank is the leader in providing liquidity in CCIL Fx Clear platform. The volume traded in currency futures puts your Bank in the bracket of leading client banks of exchange houses. Your Bank is actively on-boarding customers on the Fx-Retail platform rolled out by CCIL. FX-All and e-Forex platforms are made available to customers to meet their foreign exchange requirements. Your Bank is also a major player and a market maker in offshore USD-Rupee NDF market or Non-deliverable Derivative Contracts (NDDCs).

Your Bank also has treasury marketing units in 8 major cities and 10 satellite centres spread across the country to help customers with their requirements. They conduct meetings and conferences with exporters, trade industry bodies and large corporate customers to understand their needs and discuss about foreign exchange markets and the various products of your Bank. During the year, we have opened a new satellite centre at Surat. Your Bank also has a specialised desk to take care of the requirements of FPI/FDI/ODI customers.

Derivatives

Your Bank currently deals in Over-the-Counter (OTC) interest rate and currency derivatives, along with exchange-traded currency derivatives and Interest Rate Futures. The interest rate derivatives traded by your Bank are Rupee Interest Rate Swaps (Rupee IRS), Rupee Interest Rate Futures (IRF), Foreign Currency Interest Rate Swaps (IRS), Foreign Currency to Rupee Interest Rate Swaps (Modified MIFOR), Forward Rate Agreements (FRA), Caps, Floors and Collars. Currency derivatives dealt by your Bank are Cross Currency

Swaps (CCS), USD/INR options and Cross Currency Options. These products and their customised versions are offered to your Bank's customers to hedge their interest rate and foreign exchange exposures.

Post-liberalisation of derivative guidelines by RBI, your Bank has started offering a larger bouquet of hedging solutions to its customers, including barrier options, and has started doing Foreign Currency Settled Overnight Index Swap (FCS-OIS) transactions.

Your Bank's 'Policy for Derivatives' prescribes market risk parameters (Greek limits, loss limits, cut-loss triggers, open position limits, Duration, Modified Duration, PV01, amongst others), as well as customer eligibility criteria (Credit Rating, sanctioned limits, and CAS rating as per Customer Appropriateness and Suitability policy) for entering into derivatives transactions. Risk on interbank counter-parties is monitored through limits set for the purpose. These counter-parties have also executed ISDA with your Bank.

C. International Operations

Foreign Banking Subsidiaries/Associates	Share Holding (%)
Subsidiaries	
State Bank of India (California)	100.00
SBI Canada Bank	100.00
State Bank of India (UK) Limited	100.00
Commercial Indo Bank LLC	100.00
SBI (Mauritius) Limited	96.60
Bank SBI Indonesia	99.56
Nepal SBI Bank Limited	55.00
Foreign Non-Banking Subsidiary	
SBI Servicos Limitada, Brazil	99.99
Associate	
Bank of Bhutan Limited	20.00

In its endeavour to become a truly International Bank, your Bank has realigned its focus to enhance its penetration in overseas local markets and India-based businesses to support the Indian diaspora and global Indian corporates spread across various geographies.

Global Presence

Your Bank's first global footprint was with the branch of Bank of Madras in Colombo, Sri Lanka in July 1864 (a first amongst Indian Banks). With presence across all time zones through its 235 offices in 29 countries, State Bank of India has gradually spread its wings globally and has become a pioneer of International Banking among the Indian PSBs. International Banking Group (IBG) is managing the overseas operations of SBI.

The details of offices opened/closed are furnished in the table below:

Overseas Offices	As on March 2022	Opened during the year	Closed during the year	As on March 2023	Business Volume
Branches/Sub-offices/ Other Offices	55	1	0	56	USD 74 Billion
Total no. of Subsidiaries	(8)	0	0	(8)	
- Offices of Subsidiaries	161	8	0	169	Net Profit USD 334 Million
Representative Offices	6	0	1	5	
JV/ Associates/Managed Exchange Cos / Investments	5	0	0	5	
Total	227	9	1	235	

During FY2023, your Bank opened one India Visa Application Centre (Other Offices) at Khulna (Bangladesh) and 5 branches and 3 extension counters through its overseas subsidiary in Nepal.

IBG has been gradually adapting to the dynamics of the post-COVID world while continuing to grow at a healthy rate. It has adapted well to optimise its cost of resources in the rising interest rate scenario by diversifying its liability base. It has also leveraged its digital offerings like SBI YONO by launching in new geographies to improve penetration through contactless offerings for raising retail deposits.

IBG has maintained its focus on business by registering good growth in its overseas credit portfolio during the year while maintaining the quality of assets with a reduction in both Gross NPAs and Net NPAs. Besides meticulous credit monitoring, IBG has been agile in managing assets showing signs of stress to minimise the possibility of losses due to further deterioration in asset quality. Further, it has maintained its connect with the clientele through various outreach initiatives with exporters, banks, etc., to reinforce the existing relationships and also to forge new ones.

Despite the macroeconomic headwinds, shrinking of spreads, etc., IBG has maintained profitability during the year. This was achieved by enhancing cost efficiencies and bringing down expenditure ratio. It is continuing to leverage new income streams like Merchant Banking and Invoice Financing to supplement its profitability.

Strategic focus of IBG:

- Growth in balance sheet size while maintaining assets quality
- Focus on booking of assets with reasonable margins
- Optimising cost of resources
- Enhancing digital offerings and using technology across processes.
- Boosting fee income to improve profitability
- Compliance to be the top focus, with zero tolerance on compliance/regulatory issues.

The specialised departments of IBG have played a vital role in sustaining the momentum by contributing across various fronts:

1. Credit Contribution

While your Bank is an active supporter of Indian corporates in their global growth strategy, by arranging debt in Foreign Currency by way of ECBs

through syndicated deals in conjunction with other Indian and Foreign Banks, and through bilateral arrangements, it has also been increasing its presence in Local Credits by partnering with local / global Banks.

Your Bank sanctioned Foreign Currency loans of USD 12.81 Billion to India-related corporates and USD 11.95 Billion to overseas entities during FY2023.

Your Bank acted as the lead arranger in Syndicated Loan facility of three Fortune 500 companies in the US.

2. Trade Finance

Your Bank is supporting Indian importers and exporters by offering them a bouquet of Trade Finance products and services through an extensive, well-equipped branch network that operates in India and abroad.

The Global Trade Department (GTD) of IBG supports Bank's Foreign Offices (FOs) for an orderly growth of Trade Finance portfolio, formulates policies and innovates new products for FOs as per the market demands and changing regulatory norms.

The GTD facilitates trade credits to Indian corporates for their imports by the centralised handling of quote process and plays an important role in synergising business flows between domestic and foreign offices for maximising returns. It also organises trade-related workshops/conferences, by partnering with trade bodies viz. BAFT (Bankers Association for Finance and Trade), GTR (Global Trade Review) etc. Workshops are also organised in partnership with ICC, FIEO etc. to provide a platform to network with exporters/regulators/industry majors.

Your Bank was awarded 'The Best Trade Finance Provider (India) - 2023' for the 11th consecutive year by the Global Finance Magazine, New York.

3. Overseas Treasury Management

Treasury Management Group (TMG) at International Banking Group undertakes following functions for the Foreign Offices:

- Liquidity Management
- Dealing Room Operations
- Investments

TMG-IBG manages overall liquidity portfolio of IBG and also monitors asset liability management ratios. TMG is the nodal department for raising long and medium-term funds through Bond Issuance (MTN/Standalone 144A), Syndicated Loans, etc. In addition to this, TMG also utilises various means of borrowings, to keep the cost of resources in check. TMG is actively engaged with Multilateral/Supranational entities in arranging foreign currency finance/refinance at competitive pricing.

During the financial year, your Bank raised more than USD\$1 Billion long-term resources from different multilateral agencies. Your Bank has done a Club deal in self syndication format and raised USD\$500 Million for 3 years.

Currently, there are five major dealing rooms at London, New York, Hong Kong, Bahrain, and the Gift City in Gandhinagar, that work on a hub and spoke model to help smaller Foreign Offices in their operations. Your Bank is also working to develop Gift City Gandhinagar banch as another fund-raising centre. Your Bank is expanding its wings in Debt Capital Market and

has created Merchant Banking desks at Singapore and London.

Your Bank has drawn out an ESG (Environmental, Social and Governance) framework this year, which captures how we manage risk and opportunities around sustainability issues.

Your Bank became the first PSU Bank having duly vetted ESG financing framework on which a social syndicated loan for USD\$1 Billion was raised during FY2023.

The loan became the largest ESG loan by a commercial Bank in Asia Pacific and second largest social loan globally. This was also the largest overseas syndicated loan concluded by your Bank at an attractive pricing.

4. Global Payments and Services

Global Payments & Services (GP&S) facilitates Online Inward Remittances and SWIFT-based Remittances from Overseas locations to India, Foreign Currency Cheque collection, Opening and Maintenance of Vostro Accounts and Asian Clearing Union (ACU) Transactions.

The highlights of the year are:

- During the year, GP&S entered into a new tie up with M/s. Remitly Inc. USA for channelising remittances from various countries viz., US, UK, Canada, Europe etc. to India under Rupee Drawing Arrangement.
- As per the provisions of RBI for settlement of trades in INR through Special Rupee Vostro Accounts, GP&S has opened five SRV accounts during the year with the approval of RBI.

5. Retail Strategy

Through its specialised retail and remittance products, your Bank has been a 'Window to India' for NRIs residing in different parts of the world. Notable achievements for the year are:

- YONO SBI has now been extended to customers at overseas offices. It has been successfully launched in the UK, Canada, Mauritius, Nepal, Maldives, Bangladesh, South Africa, Sri Lanka, and Bahrain, with remote account opening facility operational in the UK and in Canada. More than 1,25,000 overseas customers have been on-boarded through YONO.
- Fully digital online account opening journeys deployed at SBIUK and at SBI Canada Bank.
- GIC account: The product enables students travelling to Canada (for studying) to open GIC account with our SBI Canada Bank in YONO Canada App.
- The 'One View' feature of YONO Global allows international customers to view their domestic SBI Accounts, practically merging all enquiry features of Domestic YONO SBI with its global version. Over 5,500 SBI Foreign Office customers are already using this feature.

6. Financial Institutions Group (FIG)- Correspondent Relations

FIG facilitates linkages between your Bank and international stakeholders viz. Financial Institutions (FIs), Foreign Govt. Agencies and Developmental Financial Institutions (DFIs), etc. and establishes a synergy between IBG and other business verticals such as Corporate Accounts Group, Commercial Clients Group, Retail Banking Group and Global Markets.

FIG functions as a pivot in maintaining and reviewing Correspondent Banking relationship with a network of 224 Banks in 55 countries. It also maintains RMAs

Directors' Report

(Relationship Management Application) established by both domestic and foreign offices. Your Bank has more than 4,200 RMAs with 850+ Banks in 114 countries, as on 31st March 2023.

4,200+

TOTAL RMAs ESTABLISHED
BY DOMESTIC AND FOREIGN
OFFICES AS ON 31ST
MARCH 2023

7. International Banking -Domestic(IBD)

Your Bank is well-equipped to provide exporters and importers with a wide range of products and services through an extensive domestic and international branch network.

IBD serves as a single point of contact between the Domestic Offices and Foreign Offices in areas related to Trade Finance and International Banking. IBD aims at improving synergies and trade flows between Domestic Offices and Foreign Offices/Correspondent Banks

and trading community, by acting as a robust link between them.

IBD facilitates growth of export credit by actively involving with branches, trade bodies and other stakeholders.

8. Technology Initiatives at Overseas Offices

Your Bank continues to leverage technology solutions to automate processes, enhance customer experience and manage risk. The initiatives undertaken at overseas offices includes:-

- Your Bank has been consistently leveraging digital channels to provide an omni-channel experience to its customers across all geographies. YONO Global App has emerged as the prime fulcrum for providing Banking services to retail customers. The registrations of the YONO Global App have crossed the 1 Lakh landmark. With almost 50% of customer base using the App to access banking services, the platform has evolved

with enhanced features like online account opening, real-time payments enabled via QR codes, bill payments, etc. Some of the major new features added include INR remittance for non-customers at UK Operations, 24/7*365 inter-bank fund transfer functionality through integration with Instant Payment System at Mauritius, etc.

- Your Bank has also embarked upon a complete revamp of its e-Banking web platform in consonance with latest functionalities and industry standards. This has been completed across 6 geographies namely, USA, UK, Mauritius, Maldives, Sri Lanka & Bangladesh during the year.
- Your Bank has completed the roll-out of the new revised version of the sanctions screening solution having improved features including AI/ML capability. The revised AML/CFT solution with enhanced features like peer profiling, improved compliance dashboards and case workflow enhancements has also been completed at all FOs in FY2023.

Commercial Clients Group (CCG)

CCG services the credit needs of mid and large corporates through a network of 51 branches across 30 cities in the country, and includes specialised branches like the Diamond branch, Capital Market branch, and others. It has an experienced team of credit specialists to support large credit proposals.

CGMs in the CCG are assigned as the group relationship owners in order to improve the quality of coverage and to enable an integrated view on exposure and earnings across the group. Your Bank has set up an experienced team of credit specialists to support large credit proposals

CCG performance

Levels	Mar'21	Mar'22	Mar'23
Non-food Advances	4,08,110	4,20,276	4,87,989
CASA Deposit (%)	23.56	24.91	26.43
Avg. Business per Employee	168.96	185.42	226.76
Other Income (excluding income from AUCA recovery)	3,163	3,819	3,900
Pre-TPM Operating Profit	32,623	29,113	32,916
New Credit Customer added:			
(i) No. of Customers	128	304	232
(ii) Limits Sanctioned during FY2022	59,965	75,552	49,101

(₹ in Crore)

51

BRANCHES THROUGH WHICH
CCG SERVICES THE CREDIT
NEEDS OF ITS CUSTOMERS

30

CITIES OF PRESENCE

Key initiatives

Export Credit Growth: External benchmark (T-Bill Rate) linked interest rates have been rolled out to WCL and LC Bill Discounting facilities in order to incentivise top-rated borrowers and encourage utilisation of their limits. To stay competitive, this option is even offered for Rupee Export Packing Credit facilities. To further reinforce awareness about

your Bank's services among exporters, we are organising various informational meets in India. Additionally, with the implementation of Trade Regulatory Reporting and Compliance Solution (TRRACS) Software, the backlog of EDPMS/IRMs/Export advances entries has dropped significantly.

DIPAK Pricing: Digital Interface on Pricing and Knowledge (DIPAK), a pricing tool has been made available to operating functionaries and sanctioning committees to enable data-driven pricing of Corporate Loans.

Others:

- Project Kuber was launched in your Bank, which is driving a special focus on the marketing of current account deposits and various transaction banking products in CCG vertical.
- As on 31st March 2023, the gross advance level of CCG increased by 16.11% on a YoY basis. Major sectors which contributed to the growth are Infra, NBFC, Mining, Services, CRE, Power, Chemical, and Engineering.
- ESG initiatives in renewable energy, ethanol, EVs and city gas distribution remained in focus.

Project Finance and Structuring Strategic Business Unit

Your Bank's Project Finance and Structuring Strategic Business Unit (PF&S SBU) deals with the appraisal, structuring and syndication of funds for large projects in infrastructure such as power, roads, ports, railways and airports, among others, and non-infrastructure such as refinery, metals, glass, fertilisers, cement, and oil & gas, with certain threshold on minimum project cost. The PF&SSBU also supports other verticals for vetting their large- ticket term loan proposals. It provides inputs from the lender's perspective to various ministries of Centre/State Governments and RBI, provides inputs and suggestions on draft agreements and contracts like Model Concession Agreements, and takes up broader issues faced in infrastructure finance with various stakeholders.

Your Bank has an experienced team to support, deal structuring for high value proposals across lending, bonds, International Banking, and Structured/ Mezzanine Finance.

The government has stepped up investment in infrastructure space and have increased outlay on capital expenditure in FY2024 budget to ₹10 Lakh Crore. A lot of activity is also seen in the emerging sectors such as electric vehicle, electric batteries, battery energy storage system, semi-conductors and data centres, among others.

Based on effective connect with the clients, Government Ministries, Authorities, and expertise developed over the years, your Bank is well poised to garner more business opportunities

The movement of NPAs in SBI and recovery in written-off accounts during the last six financial years:

Particulars	FY2018	FY2019	FY2020	FY2021	FY2022	FY2023
Gross NPA	2,23,427	1,72,750	1,49,092	1,26,389	1,12,023	90,928
Gross NPA%	10.91%	7.53%	6.15%	4.98%	3.97%	2.78%
Net NPA	1,10,855	65,895	51,871	36,810	27,966	21,467
Net NPA%	5.73%	3.01%	2.23%	1.50%	1.02%	0.67%
Fresh Slippages + Increase in O/s	1,00,287	39,740	54,510	29,332	26,776	19,223
Cash Recoveries / Up-gradations	14,530	31,512	25,781	17,632	21,437	16,258
Write-Offs	40,196	58,905	52,387	34,403	19,705	24,061
Recoveries in AUCA	5,333	8,345	9,250	10,297	7,782	7,097
PCR	66.17%	78.73%	83.62%	87.75%	90.20%	91.91%

Your Bank is taking all pre-emptive measures by extending assistance to the borrowers for maintaining asset quality.

The current level of NPA has come down significantly over the years due to consistent recovery efforts viz.,

- Insolvency and Bankruptcy Code (IBC) 2016 for resolution of stressed assets has provided Bank with a time-bound, transparent, and effective mechanism to tackle Stressed Assets. Resolution has been achieved in some of the high-value NPA accounts referred to

and maintain its leadership position in the project lending space.

Stressed Assets Management

Today, Stressed Assets Resolution Group (SARG) stands as one of the most important verticals of your Bank, and the GNPA of your Bank is on the course of a downward journey. Resolution of Stressed Assets by SARG presents the following latent income generating avenues for your Bank:

- Cash recovery in NPA and AUCA
- Reduction in Loan Loss Provisions
- Contribution to your Bank's bottom line
- Unlocking the lendable funds for credit growth

the NCLT under the Code. The cases referred to NCLT are also monitored by NCLT Cell at SARG. A total of 1075 cases (Whole Bank) were referred to the NCLT as on 31st March 2023, out of which 882 cases have been admitted. Furthermore, 196 cases have been resolved, including some high-value accounts from 1st & 2nd reference lists of RBI.

- Compromise Settlement is also offered to all eligible cases to recover sticky loans. Bank's Board approved OTS Scheme, which is non-discretionary

and non-discriminatory, is also offered to all eligible borrowers for recovery/ resolution.

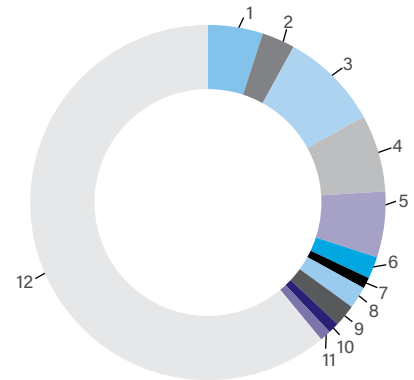
- Prudential Framework for Resolution of high-value Stressed Assets by RBI has provided an avenue for time-bound resolution of these accounts (outside the NCLT process). Your Bank is exploring this option in all the eligible cases.
- In non-NCLT cases, recovery is explored through action under the SARFAESI Act and suit filing in DRTs and Courts. The sale of mortgaged properties is explored through a common e-Auction platform <https://ibapi.in> ('e-बक़य'-Indian Banks Auction Properties Information) under the aegis of IBA.

Sector Specific Targeted Approach: SARG focusses on prioritising the resolution of NPAs through a Sector-specific approach. Currently, SARG is headed by the Deputy Managing Director, supported by the Chief General Managers overseeing the Sector-wise portfolio, NPA portfolio across SARG branches and accounts under liquidation.

With effect from 1st August 2022, SARG has been reorganised by creation of 4 SAM Regional Offices (SAMROs) at Hyderabad, Kolkata, Mumbai and New Delhi, covering the entire country.

SARG controls 16 Stressed Assets Management Branches (SAMBs) and 48 Stressed Assets Recovery Branches (SARBs) across the country handling 50.48% of Bank's NPAs and 88.03% of AUC Accounts of your Bank.

Industry-wise distribution of the NPA portfolio (as on 31.03.2023):



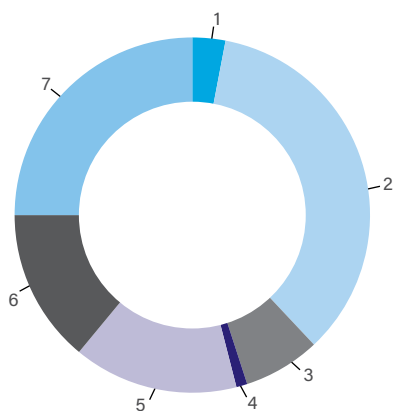
1 Power	5%
2 Telecom	3%
3 Trading	9%
4 Roads & Ports	7%
5 Infrastructure (Others)	6%
6 Engineering	2%
7 Iron & Steel	1%
8 Textiles	2%
9 CRE/Real Estate	2%
10 Automobiles/Transport	1%
11 Metals & Mines	1%
12 Others	61%

The major NPA accounts are from Industries like Power, Telecom, Trading, Roads & Ports, Infrastructure (Others), etc. Apart from the above, the remaining portion of gross NPA is from AGRI/PER/MSMEs. The GNPA's from Agri Segment & Personal Segment (33% & 8% of Total GNPA's, respectively) also form part of Others above.

Compromise Settlements, NCLT & ARC: Apart from normal recovery, a significant portion of the recovery at SARG comes from Compromise Settlements and NCLT. A team has been set up to look after the sale of assets to Asset Reconstruction Companies (ARCs) on a Cash and/or Security Receipts (SR) basis.



Recovery (₹ in Crore) made through Various Modes (NPA+AUCA) and percentage share in total recovery (31.03.2023)



1	Misc Recovery	3%
2	Compromise	35%
3	SARFAESI	7%
4	DRT	1%
5	Sale to ARC	15%
6	NCLT	14%
7	Normal Recovery	25%

Innovation for Resolution of Stressed Assets

Resolution under IBC is a market-oriented mechanism where competing bidders for a particular Stressed Corporate Debtor bring better valuation and higher recovery. SARG has set up a marketing team to reach out to a broader investor base and showcase Stressed Asset portfolio covering assets undergoing IBC resolution or outside IBC.

The transfer of eligible assets to NARCL is also being monitored by SARG and the requisite enablers are in place to ensure smooth migration of identified assets.

Robust IT initiatives have been rolled out, including LITMAS (Litigation Management System), to monitor legal recourse undertaken in the Stressed Accounts for expediting resolution. It will further strengthen the transparency and efficiency of the

process. Wilful Defaulter Management System (WDMS) Application has also been developed for digitalisation of Wilful Default examination process for better monitoring and achieving operational excellence.

SARG also conducted a Conclave with a theme 'Rapid Resolution & Recovery'. The address/direction by the top management heightened the performance spirit of SARG functionaries. Also, there were brainstorming sessions by SARG functionaries with deliberations on the present and future prospects. The sessions by External Domain Experts also provided a knowledge enriching experience to the participants.

Redesign Studio

1. Opening of Branches and Retail Assets Central Processing Centres (RACPC) during FY2023

A total of 159 branches were opened during the year with a focus on Unbanked Rural Centres, where 79 branches were opened. Also, 128 RACPCs/RACCs were opened.

New branch openings in FY2023



Metro	11
Urban	23
Semi-urban	28
Rural	97
Total	159

2. Digital Banking Units (DBUs)

To celebrate 75 years of independence of progressive India and to give boost to the digital economy, your Bank has opened 12 DBUs across seven states and one UT. The DBUs provide banking

services through digital modes/channels in a paperless, efficient, safe and secured environment.

3. Start-up Branch

Your Bank has decided to open specialised start-up branches to exclusively cater to the banking and non-banking needs of start-up ecosystem and 4 branches have been opened in Bangalore, Chennai, Gurugram and Mumbai Metro.

4. Accessibility to Divyangjans

94.68% of Bank's branches have been made accessible to divyangjans along with provisioning of doorstep banking services. Additionally, wheelchairs are available at branches where divyangjan customers have been registered.

5. Rationalisation of processes at Liability Central Processing Centre (LCPC)

Image-based processing of accounts has started at LCPC. This has led to reduction in TAT for account activation of individual accounts to less than T+2 days in FY2023. For non-individual accounts, the average TAT of debit activation of new-to-bank customers was less than T+3 days in FY2023.

6. Developing culture of Business with Compliance

To imbibe the culture of doing things right the first time and to avoid wastage of resources, various campaigns were launched to create a culture of being first-time right and always fully compliant with the present regulations. The campaign has led to employee engagement and widespread enthusiasm in reducing TAT for account activation.

7. Project SBI DIGI Vault

This project has been rolled out with the objective to digitise all types of

documents pertaining to Loans and Deposits, with the facility to provide viewing/download rights. It will also facilitate off-site audit for internal audit, compliance, statutory audit and supervisory audit, etc.

SUPPORT AND CONTROL OPERATIONS

Human Resources and Training

Your Bank acknowledges the fact that human capital is at the core of any organisation's growth engine. Your Bank possesses a balanced mix of young and experienced employees. This results in a perfect blend of energy and innovation on one hand, and experience on the other. It's HR policies are reviewed regularly and adjusted to make it more relevant in the present context. In addition to this, the processes are also being moved to digital platforms to ensure seamless user experience and reduce the TAT for employees, which would result in increased employee productivity.

The summarised HR profile of your Bank as on 31.03.2023 are as:

Category	31.03.2022	31.03.2023
Officers	1,11,549	1,09,259
Associates	99,259	94,977
Subordinate Staff & Others	33,442	31,622
Total	2,44,250	2,35,858

Productivity Enhancement Initiatives

Your Bank adopts a branch manpower model for manpower planning to ensure optimal utilisation of human resources. The model is based on the productivity parameters at the branches like identified work-drivers of operations, transaction load factors, number of advance accounts, feedback from the operating units and organisational structure, among others.

Your Bank completed streamlining its promotion and transfer process in the first quarter of the financial year under review, thereby providing the required assurance and stability to the branches and other units to actively focus on business activities.

Your Bank is developing a 'HR Super App', which will integrate all staff requirements, along with process of relevant employee-specific business requirements in a single app. The application will provide the employees with a Single Sign-On (SSO) platform for all their requirements.

Your Bank's Career Development System (CDS) ensures a transparent, credible data-backed performance evaluation process for assessment of employee's performance. The system ensures objectivity, business orientation, performance visibility and greater alignment between individual and organisational goals.

Your Bank has defined career path for its officers from Scale-II to V as per seven job families viz. Credit & Risk, Sales, Marketing & Operations, HR, Finance & Accounts, Treasury & Forex, IT and Analytics, to ensure deep domain knowledge and to further fostering the expertise.

Your Bank has instated a policy on succession planning for the senior leadership positions to ensure smooth transition at all the critical executive level positions. This has resulted in consistent, open and transparent manner to prepare and update development/ training programmes and to take staffing decisions during posting, including the relative priority of the developmental assignments that benefit the officer and your Bank.

Your Bank has introduced 'SBI GEMS' to promote recognition and develop organisation memory of such recognitions.

Recruitment

Your Bank has streamlined the recruitment process with the implementation of a regular recruitment calendar. During the year, it has recruited probationary officers, circle-based officers and junior associates for entry-level positions. It is also actively recruiting specialised talent on a lateral and contractual basis in wealth management, IT, information security, risk, credit, and marketing, among others, to stay ahead of the curve and meet the regulatory requirements.

With a comprehensive policy in place for engagement of retired officers/employees of your Bank/ other PSBs on a contract basis/short terms assignment basis for identified assignments such as Channel Management, Concurrent Audit, Marketing, Recovery Facilitators etc., your Bank has continued to engage retired staff. This not only serves the purpose of filling up the skill gap, if any, but also ensures that the knowledge and experience gained by the retired staff while working is utilised to the optimum level. This also helps your Bank in reducing its expense ratio without compromising on productivity aspect.

Gender Diversity

Gender sensitivity and inclusiveness have always been the cornerstone of your Bank's HR policy. Out of the total work force, the representation of women is 26.78% who are spread across all geographies and levels of hierarchy.

Reservations and Equal Opportunity

Your Bank meticulously follows the GOI directives on Reservation Policy for SC/ST/OBC/EWS/PwBD. It has a significant representation of SCs, STs, OBCs and Person with Benchmark Disability across all levels of the organisation. It has also implemented reservation applicable to 'economically

weaker sections' in direct recruitment w.e.f. 1st February 2019 in terms of the GOI guidelines.

Industrial Relations and Staff Welfare

Your Bank has a harmonious relationship with the staff and officers' federations, with constant emphasis on a healthy work environment, mutual respect and empathy at workplace.

Your Bank took a slew of transformative initiatives in the areas of staff welfare and woman empowerment at the workplace. These are crucial steps to ensure that your Bank remains in the forefront of banking in India and our employees are equipped to meet the challenges of tomorrow.

Care and Assistance for Retired Employees

Your Bank recognises the contribution of its ex-employees, whose dedicated lifelong services brought your Bank to its present position. It initiated 'Project SBI Cares' for automation and streamlining of various pre-retirement and post-retirement benefits and processes through its HRMS portal.

In addition to this, your Bank's e-Pharmacy facility provides attractive discounts on medicines and delivers at the doorstep of the retiree without any extra cost.

Training and Development

Through a mix of classroom and digital training, your Bank has rebooted and

reframed its training programmes to meet the multifaceted knowledge requirements of a sustainable workforce. This has been carried out through its six top-notch Apex Training Institutes (ATIs) and 51 State Bank Institutes of Learning and Development (SBILDs).

Precision Classroom Training

Making Business Performance the Goal of Training: Your Bank continued with e-Role-Based Certifications for threshold domain knowledge across the board. In addition to this, it has also initiated a precise skilling intervention for identified 'transitional-roles' for deeper infusion of business-related skillsets.

Training to 1st time Branch Managers (BMs): This programme, targeted upskilling 2,337 BMs new to the role.

Training to 1st time Relationship Managers MSMEs and Credit Support Officers: Comprehensive classroom training was provided to all officers transitioning to the role of MSME credit for powering ease of credit availability to SME clientele.

'Samanvay': This comprehensive programme was rolled out for first-time Regional Managers (RMs) with practical inputs to provide an understanding of the big picture and inculcate the behaviours and skillsets essential in becoming a cultural change-driver in the region, as well as achieving a long-term and holistic business impact. 92% eligible RMs were imparted with this training, and experienced a high-powered experience sharing and interaction with the top management of your Bank.

Mid-career Programme: Your Bank has covered 1,539 SMGS-V officials under the comprehensive Mid-Career Training Programme that tests officials on the nuances and finer details of functional banking and preventive vigilance, grooms them for higher leadership roles and is linked to their role transition and career elevation.

Programme on KYC, AML & CFT: An exclusive programme on KYC, AML and CFT was organised for the Board Members on 29th March 2023. The programme was attended by the Chairman, all Managing Directors and 5 Independent Directors.

Trainings for Future Leaders: Your Bank organised Specialized Training Programmes (STPs) for the top 330 executive grade officials in the niche areas of international banking and global markets, human resources and digital banking and IT. This coupled with Individual development Plans (IDPs) (a six-month individualised intensive intervention) was imparted to 923 TEG officials to cultivate leadership pipeline.

External Training to Executives: 14 officers in the top executive grade were deputed for external training programmes to some of the most reputed institutes / business schools like London Business School, Harvard Business School, Wharton Executive Education and Centre for Creative Leadership, to provide them with better understanding and insights about the global trends in various domains and hone their leadership skills.

26.78%

WOMEN REPRESENTATION IN THE TOTAL WORKFORCE

51

STATE BANK INSTITUTES OF LEARNING AND DEVELOPMENT (SBILDs)

6

APEX TRAINING INSTITUTES (ATIs)

Orientation programme for JIBOs and IBOs: Officers based out of India, who are manning the branches abroad have a dual purpose to perform. Apart from being ambassadors of our nation, they also are crucial developers of business overseas. Thus, they are critical to the success of our branches abroad and also improve the standing as a Global Bank. A specialised training programme was crafted for their role relevant training.

Building Effectiveness in New Recruits: A one-week Management Development Programme is part of Onboarding training for POs, TOs, CBOs and Systems Officers to enhance their effectiveness and impart leadership traits. The programme covers topics like team building, team priorities, building bonds, and effective delegation, among others, to sensitise about the importance of teams at the workplace. It also covers areas like emotional intelligence, stress management and work life balance to prepare the participants to deal with critical situations effectively without hampering their personal health and well-being. In FY2023, 4,808 POs, TOs and CBOs were imparted MDP. 6,073 POs, TOs and CBOs were imparted onboarding trainings and another 4,278 employees administered the confirmation examination.

Learner-driven trainings

Armed with the understanding that in a fast-paced financial world, the window of training needs to be a rapidly evolving one, your Bank has shifted the immediate role-related learning decisions closer to the frontlines to increase efficacy of training.

Elective Topics for Mandatory Learning: It is mandatory for all employees to complete one Role Based Certification (e-RBC) and a basket of e-lessons. In FY2023, in addition to

the prescribed e-lessons on KYC-AML CFT Compliance, IS and Cybersecurity, and Sustainability, employees were provided the option of completing two e-lessons of choice as per their knowledge needs and aspirations. The staff also had the facility of selecting an RBC aligned to their current or envisaged role from 43 in-house RBCs and 158 external RBCs. As on 31st March 2023, a total of 1,72,258 eligible employees (92.70%) completed their mandatory e-RBC and 98.84% of eligible Officers and 93.77% of eligible Award staff had completed all their specified e-lessons. In addition, a repository of 600+ in-house developed e-lessons are available to the employees for knowledge enrichment.

Aspirational e-courses: A basket of 10 e-courses have been crafted for all the employees to help them in career progression by providing knowledge in the areas of SME Credit, Data Analysis and Interpretation, International Banking, Personal Development and Soft Skills, Fundamentals of Marketing, Invest SMART for Financial Wellbeing, NRI Business & Compliance and Digital Empowerment for Effective Management of Branch, among others. As on 31st March 2023, the courses have been viewed by 18,657 employees.

Fuelling Employee Productivity through Deeper Engagement

Your Bank believes that engagement initiatives can play a critical role in fuelling employees productivity by fostering a sense of ownership and commitment towards the organisation. When employees feel connected to the Company's vision, values, and goals, they are more likely to be motivated and perform their best.

'Samarthya': This was initiated to focus on employee engagement upto the age-group of 40 years. Covering over 1.03 Lakh employees, this two-day, 'smart-classroom'-based

programme stressed on instilling the values of ethics, compliance, and customer centricity, and a sense of pride in your Bank's illustrious heritage.

'Prerak': This was designed for about 70,000 employees above the age of 40 years. It focuses on recognising the stellar efforts of this group of people for their role in sustaining Bank's leading position in the industry. Their contribution in the transition of your Bank from manual to digital, and for effectively managing various changes happening in the Banking and Finance Sector are recognised. In FY2023, 20,773 employees were imparted 'Prerak' values.

High Profile Power Talks: Your Bank convenes several high-profile workshops, e-panel discussions and power talks, where distinguished academicians, CXOs and industry experts share their expertise for enhancing employee knowledge. Two such events were: a Digital & Business Leadership Workshop by Dr. Ram Charan, an International Business Advisor, Speaker and Coach for 92 top executives of your Bank; and a Power Talk by Dr. Krishnamurthy V. Subramanian, India's Executive Director at the IMF on 'Money: A Zero Sum Game'.

'Yes, I Can Bring Change': Employees possess a wealth of knowledge and talent that can be harnessed to create a positive work culture, build a corporate memory, and identify practical solutions for operational issues. To leverage this potential, your Bank introduced an Annual Success Story campaign aimed at collecting the most innovative, inspiring, and actionable transformation stories from our employees. This initiative had received over 80 success stories during FY2022, which were duly recognised and celebrated.

‘SBI Wizards’: STU institutionalised a family quizzing event ‘SBI Wizards’ in FY2021 to boost positivity and enhance resilience. The event for FY2023 was conducted in a hybrid (online/offline) format with 1,802 teams participating in the virtual preliminary rounds. The grand finale was held in-person at SBI’s Corporate Centre Mumbai, and broadcast live to employees across your Bank through MS Teams and social media platforms (FB and YouTube).

Ground Zero Innovations

Your Bank took learning to ground zero to empower employees through individualised delivery of knowledge inputs.

Sarthak: To ensure the safety, reputation and investor confidence, your Bank believes that the Audit and Compliance process should lead to transformative changes in the work culture rather than being a tick-box exercise. Therefore, in FY2023, your Bank has launched a coaching intervention for branch staff to improve compliance culture, enhance risk awareness, and foster a habit of doing things right the 1st time.

‘Samunnati’ and Quality Circle: Institutionalised in FY2021 to augment the competency of our workforce, these participative one-to-one coaching interventions were rolled out during the year in 638 critical branches. Under the initiative, your Bank’s faculty addressed these branches with an aim to align the training to the business and make them self-reliant in problem solving/quality improvement.

Digital Leadership Programme at Indian School of Business (ISB), Hyderabad: Your Bank’s senior functionaries in the grade of GMs and DGMs were given access to a curated digital leadership programme by the Indian School of Business (ISB). The

programme has helped officers utilise their existing skillset gained over decades of experience in wider ways, and exposed them to concepts at the cutting-edge of leadership research. The 5-day, in-person classroom programme covered 386 officials.

Microcapsules: In FY2023, the following micro-learning initiatives were launched by our ATIs: a series of general awareness snippets on BFSI called ‘Do You Know’; Understanding Risk’, a micro-knowledge series on risk management, micro-videos on topics like cybersecurity etc, for knowledge inputs to employees.

Digital and Hybrid learning tools for on-point learning: Apart from the instructor-led, in-classroom training, the fast pace of changes have necessitated a digital approach for continuous reskilling. Some of your Bank’s popular digital tools includes a virtual **Case Study Discussion Board** (1.11 Lakh unique visitors) for facilitating online community-based deliberations on real-life banking cases, **My Quest Today** – the daily quiz platform available on the intranet (1.09 Lakh participations in FY2023), **Audio Podcasts** on different banking topics, viz. SBSC-on-Air (119 episodes with 26,000+ cumulative listens), **Gurukul Vani** (35 audio files on credit, risk and NPA with 97,000+ cumulative listens) and **Gyan Chetana** (6 episodes on HR matters with 640+ cumulative listens), a **Gamified app** for checking knowledge levels, **askSBI**, a Google-like internal search engine where employees can raise questions and search for related responses, and **Theme-based Fridays** – webinars hosted every Friday by our ATIs on a rotational basis on their respective domain-specific topics.

Holistic Inclusivity

Holistic inclusivity encompasses creating a work environment that values and embraces individual differences,

including diverse perspectives, experiences, and identities. It goes beyond merely meeting legal requirements to foster a culture of equity, fairness, and belonging, where everyone feels respected and empowered to reach their full potential.

Training Interventions for Women Employees

- **‘Samya’** is a flagship intervention that focuses on reinforcing gender parity and sensitivity at workplace. The initiatives under ‘Samya’ includes fortnightly case-based quizzes disseminated on the intranet, webinars to acquaint operating personnel with the provisions of the Prevention of Sexual Harassment (POSH).
- **Exclusive 3-day classroom programme for women in business leadership positions:** Women employees in business operations are an extremely high potential group of business leaders. Accordingly, an exclusive 3-day classroom training was designed for 2078 women business leaders of your Bank. The first such programme was delivered in February 2023. The programme will continue in FY2024.

Training to Retirees: Transition to Retirement (TTR) Programme is a 4-day flagship classroom training of your Bank for all officials due for retirement, with the objective to help them manage the paradigm shift in their life after retirement. The programme covers financial planning, tax planning, health for senior citizens, post-retirement career prospects, cyber security awareness, spiritual well-being and some behavioural science inputs. TTR is being conducted by all SBILDs and SBIL, Kolkata

Training to VI/HI employees: A specialised training programme for VI-HI employees was conducted, in

collaboration with SBI Foundation. 274 employees have been covered under specialised training in FY2023. This includes training to visually impaired new recruits in the use of Job Access with Speech (JAWS) and hearing-impaired employees in sign language.

Training to Apprentices: Your Bank engaged with more than 2,455 apprentices under the Apprentices Act, 1961. The process of engagement of 6160 fresh apprentices for the year 2023 has started.

Training to value chain partners: 16 training programmes for 376 BC Supervisors, 1,029 CSP Udaan workshops for 53758 CSP Kiosk Operators and 92 orientation trainings for all Feet-On-Street (SBOSS) were conducted in FY2023.

Milestones

Risk and Portfolio Management Round table organised in association with International Association of Credit Portfolio Managers (IACPM)

The programme was attended by about 80 CRO/CCO and top risk officials from over 50 National and International Banks and FIs, including IFC, ADB, NABFID, PFC, HDFC, PNB, BOB, PNB, JP Morgan, Standard chartered, Asian Infrastructure and Investment Bank, Exim, BRICS Bank (NDB) etc.

A Symposium on Insolvency and Bankruptcy Code 2016: This was attended by Shri Ravi Mital, Chairperson IBBI, Shri Sunil Mehta, Chief Executive, IBA and Shri Ashwini Kumar Tewari, Managing Director (Risk, Compliance & SARG).

MSME Conclave on 17th November 2022 was attended by 50 Directors, CFOs, CROs and Top Executives of various domestic and international banks identified. It was also attended by Top Executives of your Bank.

ET HR World Future Skill Awards:

Your Bank was awarded Gold under the 'Best Learning Management System' category for Gyanodaya -e-learning and askSBI, and the Silver under the category 'High Impact Certification Programme' for Role-Based Certifications'.

Digital Transformation and e-Commerce

The traditional banking model is being reimagined as innovations in technology continue to redefine Banking Industry. With our Digital-First approach, it has been a continuous endeavour of our Bank to provide cutting edge & innovative digital banking solutions to all our customers.

With this objective, YONO was launched in 2017 and during FY2023, a critical milestone of the 5th anniversary of the successful launch of the YONO was achieved. YONO, our flagship mobile banking, and lifestyle app, is a one-stop-shop offering not just financial services but also a gamut of investment, insurance, and shopping solutions.

YONO

YONO app has been a key driver for customer acquisition. YONO has helped your Bank to reposition its Brand image as New Generation Bank, with a single touch point and one-stop solution for the customer's various Banking, Financial and Lifestyle needs through a convenient, intuitive, and omnichannel interface. Customers can also access various financial products from your Bank's Joint Venture Companies comprising of SBI Life, SBI Caps, SBI Cards, SBI Mutual Fund and SBI General Insurance.

YONO Cash, a game-changer functionality, allows customers to make cardless withdrawals from SBI ATMs, Point of Sale (POS) Terminals and Customer Service Points (CSPs).

YONO Business is our integrated platform (available on both desktop and mobile app) designed to serve a whole range of banking needs -Trade Finance, Forex, Cash Management, Internet Banking, API Banking, Pre-Approved Business Loans (PABL), and Supply-chain finance-for corporate customers across categories, from the biggest conglomerates to emerging start-ups.

YONO Krishi is a comprehensive multilingual platform for agriculture segment customers offering simplified finance, including Agri Gold Loan, KCC Review, SAFAL Dairy pre-approved Agri Loan, market intelligence-related services (Mitra), online marketplace for agri-products (Mandi), and Bachat, a financial super store for farmers' investment and insurance needs.

Your Bank has provided transformational journeys like Real-Time Xpress Credit (RTXC) and Account Aggregator in Car Loan for new customers, development of Personal Finance Management with Account Aggregator services, updation of subvention flag during KCC review, NPS Enhancement, Sampoorna Arogya, SBI Life Smart Platina Plus, etc. Over 135 journeys/enhancements were done during FY2023.

The overarching guiding focus of YONO has been to deliver exceptional customer experience and leveraging technology to deliver superior value proposition to our customers across our product segments. YONO has integrated state-of-the-art technology to offer a gamut of products pertaining to Insurance, Credit Cards, Investment products, and services of your Bank's JVs.

The scale of impact of YONO can be gauged from the fact that YONO has a cumulative registered user base of more than 6.07 Crore users as on 31st March 2023 and has helped to improve the productivity of your Bank through end-to-end digitisation.

The industry-wide growth of UPI-based payments continues to be astonishing. To increase your Bank's market share in the payments space, we propose extensively leveraging technology-based innovations like enabling non-SBI customers to use our UPI services.

To further cement your Bank's leadership in the digital banking space and to enable YONO to scale greater heights and emerge as one of the most successful digital banking platforms in the world, your Bank has started working on the next generation of YONO, which envisages a total revamp of YONO not only in terms of features and functionality, but also in terms of ease of use and customer experience.

The focus of the next generation of YONO shall be on customer-centric design, hyper-personalised experience, innovative product offerings, modernisation of tech stack, and leveraging AI/ML, Cloud and Data Analytics for digital transformation in order for benchmarking YONO with the best of Global/Indian digital banking propositions.

Salary Account Opening using V-CIP

Your Bank launched end-to-end digitised salary account opening journey using Video Customer Identification Process. Salaried customers can open their salary account through a seamless and paperless video KYC process without visiting the branch. This functionality provides ease and hassle-free banking experience.

Information Technology Network Infrastructure Improvement

Your Bank is relentlessly working to improve the network experience and minimise branch isolations. Your Bank has completed the deployment of optical transport network (OTN) devices at Data Centers by BSNL, which supports bandwidth on-demand up to 100 Gbps and automatic routing of traffic at BSNL network cloud.

Software Factory

Your Bank has been at the forefront of launching various innovative solutions. Some of the initiatives taken during the year include development of Internal Financial Controls over Financial Reporting (IFCoFR) Portal, a dashboard for monitoring of gold retention limit, and new features in SBI Digi Vault Application. Additionally, your Bank has successfully addressed GoI requirements by launching the following initiatives:

Central Bank Digital Currency (CBDC)

CBDC is a digital form of currency notes issued by a central bank. CBDC, being a sovereign currency, holds unique advantages of central bank money, viz. trust, safety, liquidity, settlement finality and integrity. CBDCs can take on various forms or models based on their application. The main models are Retail CBDC, Wholesale CBDC and Cross-Border CBDC. These models have potential benefits in acting as a catalyst for innovation and development of financial ecosystems.

Your Bank is one of the nine banks identified by RBI for participation in CBDC pilot. Accordingly, CBDC Wholesale and CBDC Retail were launched on 1st November 2022 and 1st December 2022, respectively.

Complaint Management System (CMS 2.0) for CVC

The application can handle end-to-end processing of all complaints received at CVC, making the process completely paperless. The CMS 2.0 application was launched by the honourable Prime Minister of India Shri Narendra Modi on 3rd November 2022 as a part of CVC's annual Vigilance Awareness Week.

Pool Purchase

Your Bank has developed in-house enterprise level application using the latest technology stack and open-source tools to completely digitise and automate the management of portfolio purchases & proposals to remove dependence on your Bank's Core Banking System (CBS) for accounting purposes.

Benefits to Customers and Bank

- Burden on CBS has been reduced by ~13% (in terms of number of accounts) by managing pool accounts outside CBS.
- Business worth ₹13,306 Crore is being managed by the application.
- Repayments over ₹8000 Crore has been calculated and processed post data validation.
- Income leakage worth ₹85.97 Crore has been plugged.
- Processing time has been reduced by 93%.

4.1

RATING AT PLAY STORE

6.07+ Crore

YONO REGISTERED CUSTOMERS

143+ Million

YONO DOWNLOADS

Directors' Report

- Risk of Manual errors has been reduced to zero.

RBI Bonds Application

Your Bank has developed an in-house application that handles end-to-end digitisation including issuance, maintenance, and redemption of RBI Bonds. It facilitates Dealing Branches, Settlement Branches and Nodal branches to centrally process all Interest payments, Principal payments, Brokerage payments and Claims from RBI. The system caters to both SBI and non-SBI customers through branch Channel.

Benefits to Customers and Bank

- Real-time accounting and detailed MIS and regulatory RBI reporting for user convenience.
- In-built service request module for basic operations like nominee update, address update, repayment accounts update, etc.
- Integrations with Other Applications using APIs for financial transactions and customer related enquiries:
 - Internet banking for customer interface for issuance of RBI Bonds.
 - CBS for real-time accounting.
 - Enterprise document management system for document upload and tracking in the near future.
 - TRS and GST tax engine for tax reporting.
 - NSDL for PAN validation ensuring valid PAN holder can apply for RBI bond.

Channels and Operations

Payment System (PS)

Your Bank holds a significant share in NEFT remittances. SBI has processed 157.37 Crore transactions, constituting over 15.00% of the market share. SBI is a significant player in RTGS remittances and has processed more

than 6.19 Crore transactions involving more than ₹364.16 Lakh Crore.

Your Bank holds a significant share in CTS Clearing with 8.69 Crore inward transactions with 12.51% market share and 6.08 Crore outward transactions with 8.75% market share. Value-wise inward clearing transactions amount to ₹10.16 Lakh Crore with a market share of 14.53% and outward transaction amount to ₹7.96 Lakh Crore with a market share of 11.39%.

Your Bank uses the SWIFT messaging system for cross-border financial message transmission. Your Bank has processed 40.91 Lakh financial messages. Your Bank has fully complied with all the 23 mandatory controls and 9 advisory controls

prescribed by the SWIFT for Customer Security Compliance Framework.

Your Bank has centralised three modules of NACH into Integrated Payment Hub (IPH) of your Bank. Your Bank has a total 17.15 Lakh active outward mandates. Fresh mandates totalling 5.42 Lakh of outward mandates were registered during the current financial year, and 95.66 Lakh transactions relating to NACH Debit outward (EMI Recovery) were processed during the current financial year.

Foreign Office

YONO Global Applications

YONO Global app expands the digital footprint across geographies and streamlines the user experience. The app has been rolled out in the UK, Maldives,

The advertisement features the SBI logo with the tagline 'The banker to every Indian' and the YONO SBI logo. The main headline reads 'Be dream-home ready!' followed by 'Now, get your in-principle approval of home loan instantly on yono'. The background image shows a family of four (a man, a woman, and two children) sitting on a sofa in a bright, modern living room, smiling and interacting with each other.

Mauritius, Canada, Bahrain, South Africa, Bangladesh, Sri Lanka and Nepal.

Enhancements / Customer-centric Functionalities

Your Bank has implemented following enhancements in digital journeys of foreign offices:

- OTP over email to YONO Mobile App Customers.
- Retrieve forgotten User ID from YONO MB App.
- ATM Green PIN generation from YONO Global MB App.
- Integration of eChannels with Local Payment to enable customers for interbank fund transfer like IPS in Mauritius.
- Customer feedback for INB/MB experience in YONO Mobile Application.
- Biller Module in Nepal YONO Global App.
- Remittance for Noncustomers (NTB) of UK in YONO App.

On-boarding to Local Payment System

Your Bank has on-boarded SBI Singapore onto the local 24x7 FAST payment network. This will facilitate instant transfer of funds between accounts of top 20 participating banks in Singapore on round the clock basis. Participation in FAST puts SBI Singapore on a level-playing field when it comes to inter-bank funds transfer facility.

Adoption of ISO 20022 Messaging Standards

Your Bank has implemented Finacle Messaging Hub (message converter from MT to MX and vice versa) in South Africa, Singapore and Australia for local RTGS payment as per regulatory timelines. This will take care of all incoming cross boarder payment MX messages for our foreign offices.

ATM

Your Bank's ATM department is PCIDSS-compliant, a benchmark security standard for the payment card industry, serving 27.05 Crore active debit card users. The following new facilities were rolled out during the fiscal year:

- Revamp of cash withdrawal screens.
- KYC updation through ATM & ADWM.
- Consideration of all Debit Card International Txns through ATM/E-COM & POS for TCS (Tax Collected at Source) through a Centralised LRS (Liberalised Remittance Scheme) database.
- Card tokenisation to enhance security of the entire payment infrastructure.
- PCI-PIN Certification for its ATM network.
- Customer Satisfaction Index allows customers to submit feedback immediately after the completion of transaction.
- Revamping of cash Dispense Logic at ATM/ADWM for supporting spread of denomination to accommodate all available denominations.
- Rollout of new customer feedback screens with a new format having 4-pointer (PAGO) rating in a linear scale.
- Multi-currency on Visa Prepaid Card (FTCs).

27.05 Crore

ACTIVE DEBIT CARD USERS

Payment Solutions

Debit Cards: Your Bank has ensured the deactivation of expired debit card automatically upon activation of renewed debit card. Facility of

blocking and reissuance of debit card through IVR Agent are provided to customers. Along with INB/YONO/YONO-Lite services, provision of Card Transaction Flags (ON/OFF) are also made available at ATM and IVR to provide more option to card holders. POS EMI Real-Time Account opening functionality has been launched in lieu of T+1 a/c opening.

Rupee Prepaid Cards: Your Bank provides Rupee-denominated Prepaid Cards like Gift Card, e-Z Pay Cards, Imprest Cards, and Achiever Cards, targeted for various customers and business segments.

Rupee Contactless Prepaid Cards: Your Bank has developed the contactless variant of Rupee Prepaid Cards as per the best market practices. This feature comes along with robust Card Control tools that enable a cardholder to enable or disable the contactless mode of payment. It will encourage the cardholders to use their prepaid cards more frequently at Merchant Establishments as it provides ease of use for making card-based payments.

State Bank Foreign Travel Card (SBFTC): Your Bank is issuing State Bank Foreign Travelers Card (SBFTC), which is an EMV chip and PIN-compliant prepaid card in foreign currencies providing safety, security, and convenience to outbound travellers (valid worldwide except in India, Nepal and Bhutan). SBFTC is available as a single currency and multicurrency card. It is available in nine currencies –US Dollar, British Pound Sterling, Euro, Canadian Dollar, Australian Dollar, Japanese Yen, Saudi Arab Riyal, Singapore Dollar, and UAE Dirham.

Metro and Transit Projects: Your Bank has participated in various metro and transit projects to digitise micropayments rapidly. Your Bank has been awarded Nagpur Metro, Noida Metro, Chennai Metro, Kanpur

Directors' Report

Metro and MMRDA Line 2A and Line 7 metro projects to implement qSPARC technology on the RuPay platform. Bank has issued 1,74,000 prepaid cards in metro projects.

Proactive Risk Manager (PRM): Your Bank has deployed fraud monitoring solution i.e, PRM, for monitoring of suspicious and fraudulent transactions, committed on various digital channels. Presently PRM is integrated with ATM Cash, POS, E-COM, Retail INB, Corporate INB, Merchant, YONO, YONO-Lite, UPI, Kiosk Banking and Fastag channels.

Internet Banking

Your Bank's Internet Banking provides seamless online experience by offering secure and diverse banking services to 1,107 Lakh Retail Users and ~36 Lakh Corporate Users.

Several new services were also rolled out for retail customers like online account opening for pre-approved personal loans, enabling OTP over email for financial transactions, e-KYC through internet banking, online updation of customer profile and enabling NZD currency for foreign outward remittance.

Many new services were rolled out for corporate customers via Corporate Internet Banking, and YONO Business. Some of them are:

- PFMS integrated electronic payment authorisation facility for Government entities.
- Integrated Cheque Deposit Kiosk for CINB customers for collection.
- Stock statement upload facility for Saral and corporate customers.

- Electronic retailer finance facility for industry's major retailers.
- Digital Retailer Finance scheme for ITC corporate retailers.
- RBI Bond subscription for HUF customers.
- MCA SPICE integrated current account opening facility for newly registered companies with enhanced features.

YONO Business

Your Bank's YONO Business offering integrated platform for MSME and corporate customers with following additional features were rolled out this year. It digitally serves various Banking interface requirements of all types of non-individual entities, right from a small proprietorship/MSME to large multinational corporates to central and state governments.

The YONO business product consist of the following new offerings:

- Reimagined online current account opening journeys for all entities.
- New-age banking solution through API.
- Banking with file and form-based payment for corporate and aggregators.
- Digital on-boarding for API Banking.
- YONO business mobile app with Import LC approval.
- Forex rate booking facility through YONO Business Mobile App.
- New reimagined intuitive payments journey for Saral and corporates with new feature of Quick Transfer facility for corporate customers.

- Reporting unauthorised transactions.
- Customer Satisfaction Survey through YONO business.

SBlePay Lite (formerly SBMOPS-State Bank Multi-options Payment System)

Your Bank has rolled out SBlePay Lite to facilitate collection through various modes using the site-to-site integration with e-commerce and other merchant entities. A total of 576 active direct merchants have been integrated through SBlePay Lite.

Following significant changes have been implemented:

- Merchant UI Revamp (MOPS Page).
- Sponsor Bank API eMandate.
- eMandate for repayment of EMLs.
- Various integrations with government entities and e-Commerce merchants. Implemented 6-digit OTP for merchant transactions.
- Various integrations with government entities and eCommerce Merchants.

SBI UNI PAY

Your Bank has developed a SBI Unipay application for Bill payments through BBPS services hosted by NPCI, which went live in July 2021. In the SBI Unipay platform, Bank provides the facility of BBPS and Non- BBPS bill payments.

- Total number of billers onboarded as on March 2023 is 654 which includes 3 online billers and 651 offline billers.
- 2 Agent Institutions were made live

1,74,000

TOTAL PREPAID CARDS
ISSUED IN METRO PROJECTS

1,107 Lakh

RETAIL INB USERS

36 Lakh

CORPORATE INB USERS

Agent Institution portal and Agent portal were developed enabling MIS access, Complaint management and MIS dashboard functionality for Agent Institutions, which are available along with Bill payment transaction module for Agents in Agent Portal.

ePay and PG

Your Bank works both as a payment aggregator and payment gateway for facilitating seamless e-commerce transactions between businesses, merchants, Customers, and financial institutions for various payment modes. The platform is provided through our Payment Aggregator (SBI e-Pay) and Payment Gateway (SBIPG) applications by integrating with thousands of merchants on one end and large number of Payment Channels such as Banks, Wallets and Cards at the other end.

SBlePay (your Bank's Payment Aggregator Solution) is PCIDSS and ISO27001:2013 certified. During the financial year, SBlePay added 468 new merchants including prestigious merchants such as NIT Puducherry, Indian Army Agniveer, IIT Tirupati, West Bengal GRIPS, MEA Vishwa Hindi Sammelan, etc. As on 31-03-2023, 1974 merchants are integrated with SBlePay.

SBIPG is a PCIDSS-certified application that processes all card-based transactions of Payment Aggregators, SB Collect, SBI-MOPS and YONO. During the financial year, SBIPG added 13,390 sub-merchants. As on 31st March 2023, 83,352 sub-merchants and 17 aggregators are integrated with SBIPG.

Following major developments were rolled out during the year:

- Finalisation and selection of New PG Solution.

- Tokenisation changes implemented in IPAY PG: Processing of VISA/MasterCard/Rupay card-based token e-commerce transactions acquired in IPAY PG.
- Implementation of EMV 3DS 2.0 as an Acquirer for VISA and MasterCard networks.
- Implementation of Application Monitoring (APM) Tool for IPAY PG application.

Mobile Banking

Your Bank's Mobile Banking department is the largest alternate channel by volume. It handles various critical customer-facing mobile applications/Services like UPI, YONO, YONO Lite, YONO Business, SBI Quick, SBI WhatsApp and SBI Secure OTP.

Unified Payments Interface (UPI): BHIM SBIPay is one of the flagship applications of your Bank which allows interoperable, seamless and real-time transactions through UPI. Various new features like UPI Number, Foreign inward and outward remittances, Merchant tab, voice alerts for merchants, Online dispute resolution feature, etc.

During FY2023, your Bank recorded successful processing of peak volume of UPI transactions, approximately 165 Million every day. Your Bank has an overall UPI registration (UPI handles) base of over 35 Crores.

~165 Million
UPI TRANSACTIONS
RECORDED DAILY

The following features were rolled out for customer convenience:

- **Foreign Inward Remittance/ Foreign Outward Remittance:** Enablement of foreign inward remittance (FIR)/foreign outward remittance (FOR) in the India-Singapore corridor using UPI.
- **UPI Lite:** SBI customers can now use the UPI Lite, a feature which facilitates low-value transactions without utilising your Bank's CBS in real-time. The UPI Lite feature ensures transactions in a safe and secure manner while providing a great user experience.
- **UPI Number:** SBI customers can now create their own UPI number (8 to 10 digit number) which may also be the customers registered mobile number. UPI transactions can now be initiated without the need to input the entire virtual payment address (VPA) or UPI handle.
- **Online Dispute redressal system:** Your Bank also rolled out the Unified Dispute & Issue resolution system (UDIR) to enable customers to view the updated status of failed transactions real time thereby facilitating fast reversal of failed transactions.
- **E-Rupi projects:** Your Bank has extended e-₹UPI service to Direct Benefit Transfer / welfare programmes of various State Government Departments and Centre Government Departments viz. Seed Subsidy disbursement (Government of Odisha), PMSMA (Pradhan Mantri Surakshit Matritva Abhiyan) Project of National Health Mission (Government of Uttar Pradesh), National Health Authority PMJAY scheme (Central Government), Agriculture Mechanisation - Horticulture (Government of Karnataka), Distribution of mobile phones to State Village Lambardars (Government of Haryana) etc.

WhatsApp Banking: SBI WhatsApp Banking facility has been launched on 1st July 2022 through which your Bank is providing a plethora of services to our customers, viz: 1) Account Balance 2) Mini statement 3) Pension slip service 4) Information on Loan products (Home loan, Car loan, Gold loan, personal loan, Education loan) 5) Information on Deposit products (Savings, Recurring deposit, Term deposit) 6) Information on NRE services (NRE account, NRO Account, NRE & NRO savings interest rate, FCNR deposit interest rate) 7) Information on Digital Banking products (YONO Lite, YONO Business, YONO, FAQ section) 8) Information on opening of Instant account 9) Contact helplines and helpline numbers 10) Information on pre-approved loan (Personal/Car/Two wheeler loan) 11) Bank holiday calendar 12) Option to download various Banking forms (Internet Banking forms, Account opening forms, Form 15G/H, Form 60, PPF/Loan A/c linking, Aadhaar linking, PPF, Nomination forms, etc. 13) Information on debit card usage 14) Information on lost /stolen cards 15) Deregister option

YONO Lite: YONO Lite has a total user base of 2.12 Crore. Following developments have been done in YONO Lite mobile banking app during the year:

- IMPS Limit Enhancement from ₹2 Lakh to ₹5 Lakh.
- YONOLite Uniform OTP Length (6-Digit).
- PRM integration of Financial Transactions (Self Account, Bharat QR & RD/TDR) to enhance the risk mitigation process.

2.12 Crore

YONO LITE USER BASE

Executive Support System

Customer Relationship Management (CRM)

Your Bank's CRM Solution helps to build and maintain strong, loyal relationships with existing and prospective customers. It has been implemented and continuously getting enhanced to engage with customers throughout the lifecycle of sales, service, and marketing.

CRM Solution has customised Lead modules for all Business Units and other critical departments, integrated with other sources such as OCAS, YONO, LOS, LLMS, Bank's website, etc. It also has a sophisticated and advanced Complaint Module, i.e., CRM-CMS wherein the customer's entire trail of previous complaints and other details are captured in the application giving ease to users and customers for complaint lodgement, tracking and resolution.

The platform has been made available over bank-registered mobile devices securely for enabling your Bank employees to perform certain services anywhere. A few customer-centric projects initiated during the year were:

- Enrichment of Customer 360 for one view of Retail, as well as Corporate Customers/ product recommendations and CRM, Leads through Analytics based outputs.
- Enablement of Hybrid Call Centre-Centre with both CC agents & Bank employees.
- Customer Request & Complaint Form (CRCF) is introduced in Hindi Language for the benefit of Hindi-speaking customers.
- Net Promoter Score (NPS) is introduced to understand and analyse the customers' experience with banking transactions.

- Revamp of Internal Ombudsman (IO) journeys for better customer service.
- CLIC (Customer Liability Identification Centre) was established for identifying customer liability in case of unauthorised transactions, which helps in early resolution of complaints.

Data Governance

In line with the emerging trend worldwide, Data Governance in your Bank too is going beyond regulatory or compliance requirements and creating enablers for strategic use of data and insights. Consistent efforts are being made by your Bank to leverage the internally available data while combining them with the insights available externally to create new business opportunities to serve customers optimally and boost the revenue streams. The Data Management function of your Bank is giving heightened importance to the business-critical data across all domains and taking proactive steps to create a lean, agile and redundancy-free ecosystem. This also involves creating the right atmosphere across the organisation for better engagement with stakeholders like Customers, Regulators, Employees, Management etc.

Core and Special Projects

Core Banking

Your Bank has rolled out many customer service initiatives / developments during the year as under:

- Net Promoter Score to capture customer ratings on services rendered by any of your Bank's branches.
- Introduction of System based Cheque security features through Random Alphanumeric code verification to prevent frauds.

- Realtor's Current Account-Collection and Sweep Functionality to make funds available on the same day.
- Printing solution has been rolled out in CBS in 10 more Indian Languages viz. Assamese, Bengali, Gujarati, Kannada, Malayalam, Marathi, Odia, Punjabi, Tamil, and Telugu in addition to existing facility of printing in Hindi and English.
- System has been enabled for Conversion of non-personal eligible Current Account into CC/OD Product.

IT-Retail Loans

IT Retail Loans cater to end-to-end credit processes. Your Bank is promoting "RAAS"- the lead acquisition Solution- for retail loan products for Home and Auto Loan products. RAAS is also available for outsourcing entities to gain maximum share in various retail loan products.

IT-Corporate & SME Loans

Your Bank's entire journey of Corporate and SME Loans is captured through an in-house Loan Life Cycle Management System (LLMS) Portal, leading to standardisation of the credit process, enhanced risk management and improved user experience and TAT.

Your Bank has simplified Credit appraisal formats in LLMS to improve TAT and appraisal quality. Pratham App has been rolled out for RM-SMEs for lead detail capturing. In addition, CLP-assisted journeys have been introduced for passing the lead from CLP to LLMS.

Financial Inclusion and Government Schemes (FI&GS)

Your Bank was adjudged the "Winner", for the fourth year in succession, in Best Digital Financial Inclusion category

among Large Banks in IBA Annual Banking Technology Awards 2021-22.

BC channel is an important mode of providing a wide range of Banking services to unbanked and remote areas. To enhance customer convenience and customer delight, your Bank has introduced the following new facilities through BC Channel during FY2023:

Instant generation of account at Customer Service Point (CSP) outlet:

Functionality for instant account opening for Customers having Aadhar with same address, valid mobile no, PAN card and authenticated by e-KYC is enabled through BC channel at CSP outlet. This has enabled the CSP to open customer account in real time and provide the account number to customer instantaneously without any branch intervention.

NEFT facility at CSP outlet: Facility of NEFT for the customers through BC Channel at CSP outlets has been enabled. This has made available one more avenue in addition to IMPS mode for transfer of funds to other Bank customers through CSP outlets.

Lead generation facility for various loans at CSP outlet:

Facility of lead generation for six services (Home Loan, Vehicle Loan, Personal Loan, Agri Gold Loan, P-Segment Gold Loan and Mudra Loan) for the customers through BC Channel at CSP outlets has been enabled. CSP will be able to capture lead for above six services and the lead will be available to the linked branch in CRM for further processing.

Aadhar Seeding and Deseeding facility at CSP outlets:

Enablement of facility for Aadhaar Number Seeding and De-seeding in CBS through Kiosk application at any CSP Outlets. Aadhaar Number Seeding and De-seeding facility at CSP Outlets will be available for both, FI and Non-FI customers into their saving bank account.

Other Regulatory compliance:

Implementation of FMR+FIR XML template in UIDAI authentication process for AePS as per UIDAI guidelines was completed on 31st July 2022 and your Bank was the first large PSB to implement the same. FRM-PRM integration with Kiosk Banking application for Real-time (RT) and Near-Real-Time (NRT) transaction monitoring was also completed on 1st September 2022.

PM Kisan Samman Nidhi Disbursement through DBT:

Under 11th, 12th and 13th Installments of PM Kisan Samman Nidhi, SBI processed 2.43 Crore, 1.83 Crore and 1.84 Crore transactions respectively as Destination Bank in a single day on 31st May 2022, 17th October 2022 and 27th February 2023.

IT-Special Projects

Your Bank has rolled out many initiatives/ developments as under during the year:

DigiGov

Your Bank has launched a Fund Management Solution to meet the requirements of Government of India pertaining to Centrally Sponsored Schemes (CSS) under Single Nodal Account (SNA) covering 433 schemes of 23 States/UTs and Central Sector Scheme through Central Nodal Account (CNA) mechanism covering 124 schemes of 7 States/UTs. Your Bank has rolled out customised solution for Member of Parliament Local Area Development Scheme (MPLAD).

NETC FASTag

Online Issuance of FASTag: Your Bank has initiated facilitating customers online purchase of SBI FASTag, thereby reducing their hassle and improving the

onboarding process. This functionality was rolled out in December 2022.

Balance Enquiry through SMS and Missed Call: Your Bank has enabled the facility for SBI FASTag Customers for balance enquiry along with checking of last 5 transactions done via NETC FASTAG.

Fastag Integration with Proactive Risk Management (PRM): Your Bank has enabled the functionality for monitoring the transactions and alert the Customers against probable fraud.

Government Business Software Solution (GBSS)

Your Bank has enabled the facility for bulk upload for any instrument in GBSS solution (Single Debit, Multiple Credit) through State Government Generic Module.

Cross Selling

SBI Life and SBI General Insurance Proposal Form Storage in Bank: As per the regulatory requirement of IRDAI, your Bank has fully automated with end-to-end encryption process for SBI Life and SBI General Insurance Proposal Form Storage.

1st

BANK TO INTEGRATE WITH
BHAVISHYA PORTAL OF
GOVERNMENT OF INDIA

Swayam Reprint through Kiosk

Your Bank has rolled out functionality for customers to re-print passbook through Swayam Kiosks in self-service mode with date prior to 90 days from current system date.

Pensionseva Mobile App

Your Bank has facilitated pensioners to access all their Pension related information with more ease through Mobile app (available for Android and iOS both). Life certificate submission through Video is now enabled for both Regular and Family Pensioners.

Integration of Pension application with GOI Bhavishya Portal

Your Bank is the first bank to integrate with Bhavishya portal of Govt of India for providing various pension related services. The public pensioners of your Bank who are registered in Bhavishya portal can avail the services seamlessly from Bhavishya portal itself without any further login.

AML-CFT – AMLOCK Solution:

Use of AI-ML for Enhanced transaction monitoring: Your Bank is the first bank in India to pioneer the usage of AI-ML in transaction monitoring for AML-CFT activities and implement AI-ML model score in AMLOCK. The benefits derived are:

- Data driven risk scoring augments prioritising alert investigation process with better insights on customer behaviour.
- Enhanced due diligence and filing of quality Suspicious Transaction Report with FIU-IND.
- The additional attributes data for the AIML score would supplement the alert investigation process reducing the drudgery of searching CBS and other applications for STR data points.
- Reduction in manpower as data driven decision will be put in use to deal with Alerts over the period.

New Features introduced in AMLOCK Solution for Enhanced Transaction Monitoring: Your Bank has introduced enhanced monitoring of digital

delivery channels and identification of money mule in AMLOCK application, as per FATF recommendations on "NEW TECHNOLOGIES" & RBI advisory dated 10th August 2022, to mitigate terror financing and money laundering risk, emerging from virtual asset activities and the activities or operations of VASP. To counter the money laundering efforts, some New Red Flag Indicators were recently implemented in AMLOCK resulting in upgraded transactional monitoring systems in your Bank.

IT-Trade Finance

EXIM Enterprise/Customer Enterprise

Your Bank has embarked on redefining the trade finance processes by leveraging the latest technology. These digitalisation initiatives include centralising all trade finance transactions to 2 apex trade processing cells (GTFC) and leveraging AI/ML-based solutions to minimise TAT, operational risks and costs.

The Customer Enterprise has been revamped to ease the corporate customer interactions with your Bank. Document upload facility in all journeys and dashboard for EDPMS & IDPMS, C2B MT798 for LC and BG have already been rolled out.

EDPMS/IDPMS

Reconciliation percentage are 97.48 and 96.35 as on 31/03/2023 respectively which is among the best in the industry.

Centralised Swift Interface Gateway (CSIG)

CSIG is a centralised messaging system for cross-border transactions over the SWIFT network. During the year, the average daily transactions included 22,000 incoming and 7500 outgoing messages.

Awards won by your Bank during FY2023

Your Bank has been adjudged winner of the following awards under IBA Banking Technology Awards 2022-23:

- The Best Financial Inclusion-Winner.
- The Best Fintech Collaboration-Winner.
- The Best Digital Sales & Engagement- Special Prize.
- The Best IT Risk and Management- Special Prize.
- The Best AI and ML Bank of the Year- Special Prize.

Your Bank has won the following awards under IDC Future Enterprise Awards 2022:

- Recommendation Engine/ Next Best Product in category Best in Future of Intelligence.
- Data Lab and Self-Service BI in category Best in Future of Operations.
- Automation of Asset Liability Management (ALM) for Overseas Operations of SBI in category Best in Future of Digital Innovation.

Three-Way Reconciliation Utility For SWIFT Transactions (TRUST)

The application acts as an outward SWIFT message aggregator and reconciliation system with appropriate Control frameworks. It provides an integrated view of the SWIFT Outward message and corresponding underlying CBS accounting entries with an auto-match indicator.

Customer Experience Enhancement Department

Your Bank has embarked on the process of Standardisation of Customer offerings across all Customer touchpoints of your Bank with a view to enhance Customer Experience.

Key Initiatives:

CLIC (Customer Liability Identification Centre)

Your Bank has rolled out CLIC (Customer Liability Identification Centre) a centralised dedicated cell at all 17 Circles to fast track resolution of complaints arising out of Unauthorised Electronic Debit Transactions (UAED).

Metrics for various engagement with Customers:

Your Bank has rolled out measurement of the following metrics for obtaining feedback from Customers.

- **CSAT:** This initiative aims to understand Customer Experience, post completion of customer induced transaction (financial & non financial) on all platforms of your Bank.
- **Net Promoter Score:** This is a tool for measurement of Customer Loyalty and satisfaction and helps to gauge likelihood of a customer recommending organisation's products or services to others.
- **Customer Effort Score (CES):** This measures a product or service's ease of use to customers. This reflects amount of effort a customer had to exert to use a product or service, or get an issue resolved.

Incognito Visit to 4930 branches:

Your Bank arranged for incognito visits to 4930 branches across India conducted during the period April 2022 to June 2022. Various aspects including availability of infrastructure, staff readiness and activity were observed and actionable insights were implemented.

Town Hall meetings:

Your Bank conducted Town hall meetings with Millennial/Gen Z & Gen Y Customers to have better understanding of their preferences and expectations to commemorate "Azadi Ka Amrit Mahotsav" celebrations. Open house interactions at 1488 centres were held across all metro Centres and District headquarters during the month of November 2022. 95.33 % prefer the digital channels and the remaining 4.67 % prefer other channels.

Your Bank achieved 1st Rank in promotion of Door Step Banking Services for the under noted Campaigns promoted by PSB Alliance Private Limited.

Risk Management

A. Risk Management Overview

Risk Management at your Bank includes risk identification, risk assessment, risk measurement and risk mitigation, with

1st Rank

DSB SUVIDHA CAMPAIGN

1st Rank

DSB LAKSHYA CAMPAIGN

its main objective to minimise negative impact on profitability and capital.

Your Bank is exposed to various risks that are an inherent part of any banking business. The major risks are credit, market, liquidity, and operational risks, including IT risks.

Your Bank is committed to creating an environment of increased risk awareness at all levels. It also aims at constantly upgrading controls and security measures, including cyber security measures, to avoid or mitigate various risks. Your Bank has policies and procedures to systematically measure, assess, monitor, and manage risks across all its portfolios.

An independent Risk Governance Structure, in line with international best practices, has been put in place to separate duties and ensure the independence of Risk Measurement, Monitoring and Control functions. This framework visualises the empowerment of Business Units at the operating level, with technology being the key driver, enabling the identification and management of risk at the place of origination. The various risks across your Bank and the SBI Group are monitored and reviewed through the Executive Level Committees and the Risk Management Committee of the Board (RMCB), which meets regularly. Risk Management Committees at the Operational unit and Business unit level are also in place.

1. Credit Risk Mitigation

Measures:

Your Bank has established robust credit appraisal and risk management frameworks for identifying, measuring, monitoring, and controlling the risks in credit exposures. The industrial environment is scanned, researched, and analysed in a structured manner by a dedicated team to decide its outlook, Credit Rating threshold based on outlook and probability of default

for industry and growth appetite for 38 identified industries and sectors, which constitute close to 64% of your Bank's total advances (excluding retail and agriculture) as on 31st March 2023.

Events such as government policies or regulatory guidelines changes, power shortages, and supply chain issues in these industries are monitored continuously. Special studies for its implications are conducted, which are shared with the business groups to enable them to make informed credit decisions. Furthermore, knowledge-sharing sessions as well as industry workshops are conducted to benefit the operating staff at various levels. Additionally, monthly/bi-monthly/quarterly dashboards covering the top 18 industries are provided to business units detailing the developments in these critical industries and sectors to keep them updated on the latest information/ developments.

Your Bank uses various internal Credit Risk Assessment Models and scorecards for assessing borrower-wise credit risk. Models for internal credit ratings of the borrowers were developed in-house. They are reviewed through cycles of comprehensive validation and back testing frameworks including external validation/review. Considering the ESG Risk, Bank has put in place an Environment, Social and Governance (ESG) Rating Model which rates large borrowers on various objective ESG criteria.

Your Bank also has a 'Dynamic Review of Internal Rating' framework, which facilitates early identification of stress and triggers the appropriate mitigation mechanisms.

Your Bank has adopted an IT platform for credit appraisal processes through a Loan Origination Software/Loan Lifecycle Management system (LOS/LLMS). Models developed by your Bank are hosted on these platforms,

which are interfaced with CIBIL/CIC and RBI defaulters' lists.

Your Bank has a framework for Risk-Adjusted Return on Capital (RAROC), and the Customer level RAROC calculation has also been digitised.

Your Bank conducts Stress Tests every half-year on its Credit portfolio. Stress Scenarios are regularly updated in line with RBI guidelines, industry best practices and changes in macro-economic variables.

Your Bank undertakes specific analytical studies to identify trends in the movement of NPAs, a quarterly review of loan sanctions etc., to keep track of the asset quality.

RBI has allowed your Bank to participate in the parallel run process for Foundation Internal Ratings Based (FIRB) under the Advanced Approaches for Credit Risk. The data under parallel run of FIRB is being submitted to RBI. Models for estimation of Probability of Default (PD), Loss Given Default (LGD) and Exposure at Default (EAD) are hosted in OFSAA for computation of IRB capital.

Your Bank conducts risk-return analysis of critical portfolios at periodical intervals to assess the adequacy of return vis-à-vis the risk associated with the exposures. Your Bank has also initiated measures for objective and sustained assessment of evolving risk of corporate exposures. In this regard Bank has devised a framework for Integration of Dynamic Review of internal rating with Early Warning Signal Triggers and has completed the IT implementation of the framework and the same has been rolled out.

2. Market Risk Mitigation

Measures:

Your Bank's market risk management consists of identifying and measuring risks, control measures, monitoring, and reporting systems. Market risk is

managed through a well-defined Board approved Investment Policy, Trading Policy, Market Risk Management Policy and Market Risk Limit Policy that caps risk in different trading desks or various securities through trading risk limits/ triggers for effective and judicious management of investment funds. These risk measures include position limits, gap limits, tenor restrictions, and sensitivity limits, namely, PV01, Modified Duration, Value-at-Risk (VaR) Limit, Stop Loss Trigger Level, NOOP, Forex Daylight Limit, LMAT, UMAT and Options Greeks are monitored on an end-of-day basis. Further, the risk limits are reviewed periodically based on the risk appetite of your Bank.

Value at Risk (VaR) is a tool for monitoring risk in your Bank's trading portfolio. Enterprise level VaR of your Bank is calculated daily and back-tested daily. The Stressed VAR for market risk is also computed daily. This is supplemented by a Board approved stress testing policy and framework that simulates various market risk scenarios to measure stress losses and initiate remedial measures.

The market risk capital charge of your Bank is computed using the Standardised Measurement Method (SMM) applying the regulatory factors.

Your Bank undertakes risk-adjusted performance analysis of its domestic and overseas portfolios. It also analyses the credit rating migration of non-SLR bonds as a tool for decision-making. Forward-looking analysis based on the future outlook of Interest Rate Risk and its probable impact on your Bank's trading portfolio is being carried out regularly as a prudent risk practice.

Your Bank has Model Risk Management Framework, which enables Bank to assess, measure, monitor and mitigate Model Risk.

3. Enterprise Risk Mitigation Measures:

Enterprise Risk Management aims to put a comprehensive framework to manage and align risk with strategy at your Bank level. It encompasses global best practices such as establishing a Risk Appetite Framework, Risk Culture Assessment Framework, and Material Risk Assessment Framework.

As a part of your Bank's vision to transform the role of risk into a strategic function, a Board-approved Enterprise Risk Management (ERM) Policy is in place.

The Risk Appetite Framework incorporates limits for significant risks with monitoring parameters. To promote a strong risk culture in your Bank, a Risk Culture Assessment Framework has been operationalised. As a part of the Material Risk Assessment Framework, periodic analysis of risk-based parameters for Credit Risk, Market Risk, Operational Risk and Liquidity Risk, amongst others, is presented to the Enterprise and Group Risk Management Committee (EGRMC)/Executive Committee of the Central Board (ECCB).

Your Bank conducts a comprehensive Internal Capital Adequacy Assessment Process (ICAAP) exercise on a yearly basis with respect to the adequacy of Capital under normal and stressed conditions at solo and group levels.

In the ICAAP, besides the Pillar 1 risks, such as Credit Risk, Market Risk and Operational Risk, Pillar 2 Risks, such as Liquidity Risk, Interest Rate Risk in Banking Book (IRRBB), Concentration Risk and others are also assessed, and capital is provided where required. New and emerging risks are identified and discussed in the ICAAP.

Your Bank is committed to reducing the carbon footprint of its operations by addressing climate change concerns

by identifying and managing climate-related risks and opportunities. Accordingly, your Bank has developed Climate Change Risk Management Policy which will serve as a guidepost in supporting its journey towards a low-carbon and climate-resilient future. The policy aims to integrate climate-related risk (and opportunity) considerations within day-to-day operations, lending portfolios and overall decision-making.

4. Group Risk Mitigation Measures:

Group Risk Management aims to establish standardised risk management processes in group entities. Policies relating to Group Risk Management, Group Liquidity and Contingency Funding Plan (CFP), maintaining arm's length requirements for intra group transactions and exposures are in place. The consolidated prudential exposures and group risk components are regularly monitored.

5. Basel Implementation:

The RBI Guidelines on Basel III Capital Regulations have been implemented, and your Bank is adequately capitalised as per current requirements, including maintaining the required level of Capital Conservation Buffer (CCB). Your Bank is identified as D-SIB by the Regulator and is accordingly required to keep additional Common Equity Tier 1 (CET1) of 0.60% of RWAs from 1st April 2019.

B. Internal Control

Internal Audit (IA) in your Bank is an independent activity and has sufficient standing and authority within your Bank. The IA Department (IAD), headed by a Deputy Managing Director, works under the guidance and supervision of the Audit Committee of the Board. Your Bank's IA function works in close co-ordination with the Risk Management and Compliance Departments to evaluate the effectiveness of controls, assess compliance with controls and

adherence to internal processes and procedures. The IA function undertakes a comprehensive risk-based audit of the operating units of your Bank, in line with regulatory guidelines relating to Risk Based Supervision.

Key Initiatives:

External Assessment of IAD

External Assessment of the functioning of Internal Audit Department was carried out by an external audit firm as per Internal Audit Policy. The report dated 22nd June 2022 stated that your Bank's Internal Audit Department "Generally Conforms" with the Institute of Internal Auditors (IIA) Standards which is the top rating judged in conformance with the standards.

ISO 9001:2015

Internal Audit Department (IAD) of your Bank has been awarded ISO 9001: 2015 certification for Quality Management System benchmarking with global best practices to continuously deliver high-quality services in line with internal audit policy, processes and regulatory guidelines.

Keeping pace with rapid digitalisation in your Bank, the IA function has initiated technological interventions to provide enhanced efficiency and effectiveness.

A few key initiatives include the following:

- Risk Focused Internal Audit (RFIA) for assessing compliance with controls at a granular level.
- Remote evaluation of data for continuous assessment of compliant controls.

- System-driven off-site monitoring of transactions.
- Concurrent Audit of business units to ensure contemporaneous scrutiny of compliances.
- Early Review of Sanctions to assess critical risks of all eligible sanctioned credit proposals.
- Self-audit by branches for self-assessment and vetting by controllers.

As part of RFIA, IAD conducts various audits, viz. Risk Focused Credit Audit, Information Systems Audit, Cyber Security Audit, Home Office Audit (of Foreign Offices), Concurrent Audit, FEMA Audit, Audit of Outsourced Activities, Expenditure Audit, Compliance Audit, Early Review of Sanctions, Management Audit and Audit of Corporate Centre Departments.

Branch Audit

The domestic branches are broadly segregated into four groups (Group I Special, Group I, Group II and Group III) based on business profile and advances exposures. Your Bank has initiated a system-driven process for identification of branches for audit, whereby analytical algorithms are deployed to identify units displaying significantly different behavioural patterns. This enables your Bank to step in with a prioritised audit to identify the causative factors at the outlier branches and flag the underlying problem areas for early intervention.

During FY2023, the IA Department has completed RFIA of 15,134 units of Domestic Branches & Central Processing Centres (CPCs) as on 31st March 2023.

Risk Focused Credit Audit

Risk Focused Credit Audit is an integral part of 'Risk Focused Internal Audit' system. It is aimed at identifying risks inherent to

the businesses of the counterparty and measuring effectiveness of the control systems for monitoring inherent risks. The Audit also suggests remedial measures for controlling credit risks for high value loan portfolios.

'Credit Audit Division' (CAD) provides assurance to the 'Management' and to the 'Board' on the quality of your Bank's credit portfolio. The Audit recommends corrective actions for improving credit quality, credit administration and credit skills for the staff handling large advances with exposures of above ₹20 Crore annually.

Early Review of Sanction (ERS)

A review of all eligible sanctioned proposals with total domestic credit exposure of above ₹1 Crore each or exposure of US\$ 1 Million & above in respect of International Banking Group, is carried out under ERS. ERS captures the critical risks in sanctioned proposals at an early stage and appraises the Business Units of such critical risks for mitigation thereof. ERS facilitates in improving the quality of sourcing, pre-sanction and sanction processes. ERS activity is centralised and the sanctioned proposals are reviewed by in-house internal audit officials. The entire ERS process is system driven and carried out through the Loan Lifecycle Management Solution (LLMS).

FEMA Audit

The branches that are authorised to deal (Authorised Dealers) in Foreign Currency transactions, including Trade Finance Centralised Processing Cells (TFPCs) are subjected to FEMA audit. All "A" & "B" category branches are audited once in a year. In addition, branches linked to TFPCs are also covered to the extent of 50% in a year. As on 31st March 2023, 498 such branches/units of your Bank had been subjected to FEMA Audit.

Information Systems Audit, Cyber Security Audit, Information Systems Concurrent Audit and Audit of IT Outsourced Activities

Your Bank is subjected to Information System Audit ("IS Audit") to assess the IT-related risks. IS Audit of Centralised IT and Corporate Centre establishments is also carried out by internal team of qualified IS Auditors. During FY2023, Information Systems (IS) Audit was carried out in respect of 312 applications and Annual Cyber Security Audit was conducted for 52 internet facing IT applications. Further, 225 IT applications of Global IT Centre (GITC) were subjected to be monthly IS Concurrent Audit (ISCA) and IT Outsourced Activities Audit was conducted for 472 IT activities supported by Third Party IT Service Providers.

Foreign Offices Audit

Foreign Offices are subjected to Home Office Audit (HOA) in addition to Internal Audit conducted locally by reputed International Audit Firms and Local Based Officers/India Based Officers under the oversight of Internal Audit Department Home Office Audit at 33 Foreign Offices and Management Audit of 6 Subsidiaries, 5 Representative Offices, 4 Regional/Country Head Offices have been completed during FY2023.

Concurrent Audit System (CAS)

Concurrent Audit System in your Bank covers risk sensitive areas, as prescribed by the Regulatory Authority. Branches are categorised as Extremely High Risk/Very High Risk/High Risk/Medium Risk/Low Risk based on the Risk Categorisation model developed by your Bank as per RBI guidelines. All Extremely High Risk, Very High Risk and High-Risk branches are covered under Concurrent Audit. Concurrent Auditors are also placed

at all Centralised Processing Centres to ensure monitoring of transactions contemporaneous with their occurrence. Concurrent Auditors also cover Currency Chest Branches, Treasury Operations, and other Special Outfits. Your Bank has covered 3,445 branches/Units under Concurrent Audit during FY2023.

Off-site Transaction Monitoring System (OTMS)

Offsite Transaction Monitoring System (OTMS) was introduced by your Bank in June 2013 as a measure of strengthening transaction audit in your Bank and to meet the regulatory requirements to introduce off-site surveillance of transactions passing through your Bank's Core Banking System. Process re-engineering of the system was carried out last year to make the system more effective.

Legal Audit

Legal Audit in your Bank covers scrutiny of the loans and security related documents of loans amounting to ₹5 Crore and above. The Legal Audit is a control function, carried out through a panel of advocates and 10% of such reports, are examined by the internal auditors on a sample basis, to ensure that there are no shortcomings in the documents or creation of security in favour of your Bank. Legal Audit Process is automated in Loan Lifecycle Management System (LLMS) and as on 31st March 2023, Legal audit has been carried out for 17,286 accounts.

Audit of Outsourced Activities (Non-IT)

Your Bank recognises the need of service providers engaged to be compliant with the legal and regulatory requirements as your Bank itself. Therefore, the Audit of Outsourced activities (Non-IT) is also conducted at regular intervals to assure that

adequate systems and procedures are in place to mitigate legal, financial, and reputational risks arising from outsourced activities (Non-IT).

Audit of Non-IT outsourced activities in your Bank covers audits of vendors engaged in providing ATM services, ATM e-surveillance, ATM Cash Replenishment Agents (CRAs), Corporate Business Correspondents (BCs), Customer Service Points (CSPs), Recovery and Resolution Agents, Doorstep Banking, Cheque Book Printing, Collateral Management, Marketing of Loan proposals, Registrar and Transfer Agents, Document Archival Centre (DAC), Cash Efficiency Project (CEP) and Floor Coordinators amongst others.

During FY2023, your Bank has completed audit of all 34,248 CSPs as per the audit plan. As for the other non-IT outsourced activities (other than CSPs) audit of 842 vendors had been completed as on 31st March 2023.

RFIA of Corporate Centre Departments

The Corporate Centre Audit wing of IAD carries out Risk Focused Internal Audit (RFIA) of Corporate Centre Departments of your Bank to strengthen the overview of the audit of its aggregate risk assessment processes at macro level.

In addition, it undertakes various audits viz., Thematic Audit, Validation Audit and Audit to verify compliance of the RBI Directions and other Regulatory guidelines and also at the request of the Central Board, Auditee Committee of the Board and various Business Units and Departments at Corporate Centre. The Corporate Centre Audit wing is also engaged in the validation of RBI-Tranche-III-DCTs, RAR/RMP observations.

Management Audit

The core function of Management Audit is to assess effectiveness of control and governance process at apex level in accomplishing overall corporate objectives. Management Audit of your Bank covers Circle's Local Head Offices, sponsored Regional Rural Banks and select Corporate Centre Departments. In its endeavour to enhance the effectiveness of Management Audit, in the FY2023, your Bank has revamped the audit process by redefining rating methodologies and revising the risk weightages and parameters used for Management Audit.

C. Compliance Risk Management

Your Bank gives utmost priority to meeting Regulatory and Statutory Compliances. Your Bank has communicated down the line that Compliance needs to be at the core of every decision and activity undertaken by your Bank. Compliance is focused on in your Bank to avoid the risk of legal and regulatory sanctions and potential loss to reputation.

To further strengthen the compliance in your Bank, a separate set up of compliance officials has been identified in your Bank at each of the Controllers' level. i.e. LHO, Administrative Offices, Regional Business Offices. The activities of these Compliance Officials are being monitored from Corporate Centre. Your Bank has endeavoured to develop a compliance culture ensuring adherence to laws, rules and regulations and for preventing our banking channels from being misused for money laundering and terror financing activities.

We are also making sustained efforts in improving the compliance culture in your Bank by increasing awareness amongst the employees about Compliance. All employees (including Top Executives) are mandated to complete the e-lesson on KYC/ AML-

CFT. Your Bank is providing special training to Compliance Officials through external agencies for dissemination of Compliance information through Blogs, Newsletters etc. To increase the awareness on Compliance, your Bank has introduced internal compliance newsletters titled Anuvartan & Compliance Capsule. Also, various activities i.e. Quiz, Compliance Talk have been held to spread awareness of Compliance Culture in your Bank.

Compliance Risk Management Committee comprising of Senior Executives from business verticals and support functions, maintains oversight on all compliance related issues. The Compliance Department at Corporate Centre has obtained necessary certification and is now ISO.9001:2015 compliant.

D. KYC/ AML-CFT Measures

Your Bank has been taking comprehensive steps for the implementation of KYC norms/ guidelines. Your Bank has an approved Policy on Know Your Customer (KYC) Standards, Anti-Money Laundering (AML) and Combating of Financing of Terrorism (CFT) Measures, in line with the extant RBI Master Direction on KYC.

The policy contains Banks framework for Customer Acceptance, Risk Management, Customer Identification and Monitoring of Transactions. Bank has taken steps to implement provisions of the Prevention of Money-Laundering Act, 2002 and the Prevention of Money-Laundering (Maintenance of Records) Rules, 2005, as amended from time to time.

Your Bank, has been carrying out 'Money Laundering (ML) and Terror Financing (TF) Risk Assessment' exercise periodically to identify, assess and take effective measures to mitigate money laundering and terror financing

risk for clients, country, geographic areas, products, services, transactions, delivery channels, etc.

Your Bank has implemented a robust system containing a combination of manual and system-enabled methodology to ensure KYC compliance. No account is opened in anonymous or fictitious/benami name or where the Branch/Business unit is not able to apply appropriate Customer Due Diligence (CDD) measures. Bank does not open accounts for transacting in or settling transactions of virtual currencies. However, while implementing the policy, your Bank takes care that it should not result into the denial of banking services to those who are financially or socially marginalised.

Your Bank has launched Video KYC facility to facilitate contactless customer onboarding. New customers can open fully functional accounts using this process without visiting any Branch. KYC updation through INB, YONO and ATM has been rolled out for customers having CKYC number and there is no change in the status of their KYC. This will enable the customers to perform KYC updation with ease and without physically visiting a branch.

AML CFT Department of your Bank manages ongoing due diligence through transaction monitoring. Bank follows a risk-based approach wherein Customers are categorised as low, medium, and high risk based on the assessment and risk perception. Bank takes care of filing obligatory reports to Financial Intelligence Unit-India (FIU-IND). Suitable reports are also filed on priority in cases of accounts, suspected of having terrorist links.

Your Bank conducts special audit on KYC to ensure compliance with KYC/ AML/ CFT matters. Several initiatives are put in place to bring greater awareness amongst the staff. Training of personnel in KYC/ AML/ CFT areas

is an ongoing process in your Bank. Employee training programmes are regularly conducted to adequately train staff in KYC/ AML/ CFT matters.

E. Insurance

Your Bank is procuring insurance policies to cover its assets and mitigate risks. Insurance covers cash and valuables, properties of your Bank, fraudulent transactions under Debit Card/Electronic banking, and Cyber Risk, amongst others.

F. Premises

As a responsible corporate, your Bank has always incorporated environmental management practices in its functioning. With an intent and commitment for a greener world much in alignment with national priorities, your Bank has initiated various initiatives.

- Achieving a milestone of getting IGBC green building ratings to our 14 prestigious buildings during this financial year, making it to total 32.
- Installation of PET Bottle Crushing machine in Corporate Centre.
- Installation of EV Charging Station at State Bank Bhavan Building.
- Signed MOU with M/s Tata Power for installation of 48 EV Charging station in all LHO Buildings & 4 Residential buildings under CC. Total 46 EV chargers have been installed successfully and are in working conditions.

Official Language

Your Bank is taking 'banking' to the masses by imbibing the multilingual culture of India. All our projects reflect the spirit of unity in diversity. We are committed to communicate in the languages of customers, providing banking facilities in their languages. Customer facilities and their expectations are paramount to us.

Our frontline staff are trained and proficient in the local languages. They communicate with customers in the local language and all information in our branches are displayed in local languages, Hindi and English. All forms, slips, booklets etc. are being made available to the customers in Hindi and English, as well as in local language. We have published 'Lets Learn Regional Language' in 10 languages namely: Gujarati, Tamil, Telugu, Malayalam, Punjabi, Marathi, Assamese, Bengali, Kannada and Oriya for Hindi-speaking officers posted in different states.

Through our various banking channels, we are spreading Indian languages in accordance with the spirit of Article 351 of the Constitution. In line with the spirit of digital India, our call centres speak to customers in the language of their choice, using the latest technology.

Various facilities of Core Banking Solution (CBS) are available in all languages. Our customers can print passbooks in Hindi. They can even get SMS alerts of their transactions in Oriya, Gujarati, Kannada, Tamil, Assamese, Punjabi, Bengali, Maithili, Marathi, Malayalam, Telugu, Hindi and English, as per their choice.

Agriculture is the heartbeat of our country. Yono Krishi App provides all the facilities to farmers, traders and consumers in their native language. Customers are taking advantage of all the facilities like YONO Lite, Online SBI and SBI Quick in their native languages.

We have been developing technical subjects like banking in Hindi and other Indian languages. Role-based manuals, Vigilance Manuals 2022, Right to Information Act 2005 and Garima (Prevention of Sexual Harrasment) have been published in Hindi. All our computers are equipped to work in Hindi. Role Guide cum certification Manual for Service Managers, Retail Credit (Part-I), Retail Credit (Part-II) Role manual have also been published in Hindi.

We are active participants in the Town Official Language Implementation Committees (TOLIC) constituted by the Ministry of Home Affairs, Government of India. We also support various offices of the Government of India through this platform. TOLICs of Jabalpur, Surat, Indore and Nalgonda have been awarded by MHA.

Your Bank continuously organises various programmes for the



Shri Om Prakash Mishra, DMD (HR) & CDO, SBI attending meeting of Parliamentary Committee on Rajbhasha on 8th October 2022.

Directors' Report

dissemination and promotion of languages like Hindi Day, World Hindi Day, Marathi Day and Kannada Day. Discussions, seminars, etc. are organised on the contributions of great litterateurs. Your Bank had organised a grand programme in Mumbai on the occasion of Premchand Jayanti. The celebration of World Hindi Day in more than 200 offices abroad is an innovative effort to carry the glow of Indian culture abroad.

Seminar/Gyan Varta

A Gyan Varta was organised on 'Importance of Mother Tongue', 'Leadership and Hindi Literature', 'Premchand Ki Kahani Aapki Zubani' and 'Bhasha ka Sarlikaran'. Your Bank has published print and digital editions of the quarterly home magazine 'Prayas'.

Your Bank also participated in the Official Language Conference held in Surat from the 14th to 15th of September 2022, under the chairmanship of Hon'ble Home Minister, Shri Amit Shah. Official language fortnight was organised in all branches and offices between 16th September 2022 and 30th September 2022.

Marketing and Communication

The Marketing and Communications (M&C) Department is responsible for your Bank's initiatives towards branding, product marketing and corporate communications. The Department adopts a contemporary marketing approach to give impetus to the digital initiatives and to connect with the young India as well. It endeavours to develop and implement integrated marketing strategies to address business challenges of different divisions of your Bank including Indian and overseas operations. This department comprises of domain skilled professionals and specialists drawn from various relevant fields - media, marketing

communications, digital marketing, advertising, and public relations.

During the year, it carried out various media campaigns across digital platforms/social media to strengthen your Bank's brand image by projecting the uniqueness, highlighting presence across remote locations, showcasing the contributions to the society at large and establishing your Bank as the front runner in the space of social media.

The focus of M&C Department was to promote your Bank's digital initiatives for safety of customers and staff. Your Bank undertook various initiatives to increase the download and consistent use of digital banking channels like YONO, SBI BHIM Pay, Yono Lite, etc. The M&C department engaged with your Bank's customers to increase the awareness of alternate channels and their usage in a safe manner. Your Bank also undertook various brand/marketing initiatives like 'Banker To Every Indian', 'SBI is Your BFF', 'State Bank Of Happiness', 'Khushiyon KI Tayari' etc. on social media platforms for creating customer awareness about your Bank's products and services.

The M&C team also launched major marketing campaigns for products such as Home Loans, Personal Loans, NRI Services, Digital Products, etc. The Department also initiated one of its kind, media-outreach programme for the customers and took the products and

services of your Bank to every corner of the Country. Different media channels such as print, social media, digital platforms, websites, ATMs, etc. were used for the campaigns. The Department also promoted your Bank's several sustainability initiatives and CSR activities through various media platforms.

Going forward, along with the other marketing initiatives, your Bank plans to further promote its various digital initiatives along with its flagship product YONO. The thrust of the M&C Department is to constantly redefine and reinvent all its marketing initiatives to stay relevant and act as a change catalyst so that your Bank can maintain the glory of being one of the most vibrant and trusted brands.

Vigilance Mechanism

The vigilance department is headed by a Chief Vigilance Officer of MD's rank appointed by the Government of India in consultation with the CVC who reports to the Chairman. The CVO assists the top management in formulating, implementing and reviewing Bank's policy on all vigilance matters. To assist CVO in his task of supervision of Vigilance matters in Circles/ Verticals/ Subsidiaries, the Government of India has appointed six (6) Additional Chief Vigilance Officers on a deputation basis in SBI at various locations.



The CVC and Chairman unveiling the updated version of the Vigilance Bulletin.

There are three aspects to the vigilance function- Preventive, Punitive and Participative. Based on past experiences/incidences, system/process improvements are being undertaken continuously by leveraging technology, and your Bank guidelines are being streamlined as a preventive vigilance measure.

Key activities during the year included:

- This year, from 31st October 2022 to 6th November 2022, Vigilance Awareness Week was celebrated with the theme "Corruption Free India for a Developed Nation; भ्रष्टाचार मुक्त भारत - विकसित भारत". Bank staff members took Integrity Pledge as a part of the celebration. SBI Times, ATMs, CDMs, Internet Banking, Facebook, Twitter, Instagram and LinkedIn were effectively employed to broaden awareness among employees and in the wider community. In addition, mass awareness initiatives were conducted for students at educational institutions and in villages through Gram Sabhas.
- The Top Management met during Vigilance Awareness Week to discuss Preventive Vigilance. CVC and Chairman unveiled the updated version of the Vigilance Manual & Bulletin. They also felicitated 7 staff members who had taken vigilant actions at branch level.
- The Complaint Portal, inaugurated by Prime Minister on 3rd November 2022 in New Delhi, was lauded by CVC for contribution of SBI in it's development.
- An Annual Sectoral Review Meeting was held between CVC and SBI at SBIL, Kolkata on 22nd July 2022, wherein the Hon'ble Member Lokpal stressed the need for transparency and accountability to fight corruption and urged society's participation in preventing it.
- Vigilance Department had conducted 834 preventive vigilance programmes and 90 training sessions for EO/PO/

IO, which were attended by 16,993 officers. Suo-moto investigations were conducted in 1,355 branches, including complaint-prone branches, branches where the RFIA Auditor observed serious irregularities and High-Risk and Very High-Risk branches identified by AI/ML engine.

- The number of cases categorised as vigilance have come down from 1,332 to 956 YoY, which is an impressive improvement of 28% over the last year.

	FY2022	FY2023
Cases categorised as vigilance	1,332	956

Asset & Liability Management

Effective Assets and Liabilities Management (ALM) is essential for a bank's sustainable and qualitative growth. Your Bank's ALM strives to strengthen the Balance Sheet by reviewing the market dynamics, picking up signals emanating therefrom, and maintaining regulatory requirements while creating value.

As a part of commitment for sound Risk Management practices, your Bank regularly reviews its Internal Policies on 'Interest rate on Deposits, 'Asset and Liability Management', 'Stress Test on Liquidity and Interest Rate Risks' to adapt to changes in market conditions. Your Bank further undertakes Stress Tests and Reverse Stress Tests to address any risks that may arise as a worst-case scenario.

Studies are carried out at regular intervals to assess customer behaviour to impart proper treatment of non-contractual assets and liabilities while evaluating liquidity position. Behavioural studies are conducted at half-yearly intervals to ensure the proper placement of outflows/inflows in liquidity and interest rate sensitivity statements, which may result from Off-Balance Sheet (OBS) exposures or

probable loan losses. The assumptions relating to non-contractual assets and liabilities are periodically reviewed, back-tested and revised as per the outcomes of the latest studies.

The stock of High-Quality Liquid Assets (HQLA) and cash outflows are monitored daily under a dynamic market environment to ensure the maintenance of LCR as prescribed by the Regulator and Bank's internal Policy benchmarks. Your Bank has implemented the NSFR guidelines of RBI, measuring the long-term resilience of your Bank in terms of liquidity.

Your Bank identifies the inherent risks associated with changing interest rates on its Balance Sheet (On/Off) exposures from both short-term and long-term perspectives. For this purpose, the impact of change in the interest rates on Earnings at Risk (EaR) and Market Value of Equity (MVE) is assessed with pre-defined tolerance limits, enabling the management to initiate appropriate preventive steps in a likely scenario of erosion in NII/ Net Worth.

To encourage branches to garner stable funds and assess their profitability based on the cost of funds, a matched maturity-based Funds Transfer Pricing was adopted by your Bank. Your Bank constantly strives to ensure adequate monetary policy transmission through its benchmark lending rates.

Your Bank's Asset Liability Management Committee (ALCO) monitors and manages Liquidity and Interest Rate risks by modulating the asset-liability mix in the Balance Sheet and recalibrating the pricing of liabilities and assets from time to time. The ALCO, inter alia, regularly reviews the interest rate scenarios, the growth pattern of liability products, credit growth, competitive advantages, evolving liquidity conditions, adherence to regulatory prescriptions, etc.

With automation of Regulatory Reports/ Returns pertaining to ALM, your Bank is well-positioned in monitoring and compliance regarding Liquidity and Interest Rate Risk Management.

Ethics & Business Conduct

The Ethics & Business Conduct Department of your Bank is committed to the mission of integrating ethics and morality into all operational areas. To further this agenda, your Bank conducted activities throughout FY2023. These include issuing a comprehensive Anti-Bribery & Anti-Corruption Policy to protect the interests of all its stakeholders and developing a Staff Accountability Portal to comply with RBI's risk assessment report. This system-driven process monitors and streamlines reporting of staff accountability post account classification as NPA. This Portal has increased transparency in the reporting process and strengthened the conduct of staff accountability in eligible cases.

Your Bank regularly conducts capacity-building workshops for various role holders in discipline management to promote a healthy environment of compliance as well as to have comprehensive guidelines prescribing the processes for bringing standardisation in the staff accountability exercise.

The Ethics and Business Conduct Department of your Bank, through an array of initiatives and policy measures, has further strengthened your Bank's resolve to reach the pinnacle of ethical standards

Your Bank is committed to nurturing an inclusive, secure, and safe environment for its women employees. A dedicated Garima (POSH) framework covers the entire process, from raising awareness to escalation and empowerment on matters relating to gender sensitivity and sexual harassment. The year saw the revision of the Garima (POSH) policy with updated operational guidelines to streamline the process at functional levels. To increase knowledge, webinars on Ethics and Garima POSH have been organised for target groups. Workshops were held for Internal POSH Committees on your Bank's Garima Policy and the Sexual Harassment of Women at Workplace (Prevention, Prohibition and Redressal) Act, 2013. With the commitment to empower its women employees, your Bank conducted a webinar 'Be a woman with voice', one of its kind, with audience of around 20,000 women employees across India, addressed by the DMD (HR & CDO).

Corporate Social Responsibility Sustainability

Sustainability has been identified as one of your Bank's core values and guides us in operations and strategic decision-making. Your Bank believes in the co-existence of profitability with social and environmental responsibility and endeavours to strike the right balance to create value for all its stakeholders.

Your Bank has Board approved Sustainability and Business Responsibility (BR) Policy outlining the approach taken to manage Bank's economic, environmental, and social performance in an integrated manner. A Sustainability report as per Global Reporting Initiative (GRI), an internationally accepted standard, is published annually. For FY2023, your Bank has also complied with the mandatory Business Responsibility and Sustainability Reporting guidelines

introduced by the Securities and Exchange Board of India (SEBI).

Some of the key initiatives undertaken towards the promotion of Sustainability, inter-alia, includes:

- To demonstrate commitment towards ESG approach and to bring synergy between existing policies and products, your Bank has developed an ESG financing framework to be used as a handbook for Bank's future bond/loan issuance programmes under green, social and sustainable criteria. Proceeds so raised shall be used for financing/refinancing eligible assets/projects with environmental or social benefits. The framework has been aligned with Sustainable finance guidelines and principles and has been provided with Second Party Opinion on its robustness and adherence to policy prescriptions.
- To further the journey on wider ESG spectrum and to underscore Bank's long-standing commitment to supporting green and social projects, your Bank concluded its largest inaugural Syndicated Social loan of \$1 Billion (\$500 Million + green shoe of \$500 Million) making it the largest environment, social and Governance (ESG) loan raised by a commercial Bank in the Asia-Pacific market.
- **Your Bank has been awarded CDP score of "B", the highest score in the last 5 years** by CDP (formerly Carbon Disclosure Project), the global disclosure system for companies to manage their environmental impacts. CDP, looked upon as gold standard of environmental reporting by world's economy, awards score providing a snapshot of a company's disclosure and environmental performance. The score of B represents that the organisation has addressed the environmental impacts of their

business and has ensured good environmental management.

- In line with the Government's policies on electric mobility, increased customer interest in migrating to sustainable mobility solutions and to augment the green mobility ecosystem, your Bank has partnered with Tata Power to set up EV charging facility at some of the identified premises of your Bank, including the corporate office, local head offices and residential premises across the country. Your Bank has signed a MoU with Tata Power to install 48 state-of-the-art charging infrastructures covering both four-wheelers passenger cars and two-wheelers. The initiative is in line with your Bank's dedication to promote sustainable mobility and will encourage the use of electric vehicles among its employees. SBI also promotes cleaner mobility through the Green Car Loan scheme by offering a longer repayment period of up to eight (8) years and concession of 25 bps in the interest rate for the purchase of electric cars
- Taking cognizance of importance of managing the efficiency of Bank's owned facilities, your Bank is undertaking dedicated efforts towards developing a green ecosystem. As on 31st March 2023, Bank's **Thirty-Two (32)** premises have been certified by Indian Green Building Council (IGBC) under different categories (Platinum/Gold/Silver). Your Bank is also striving to shift the power requirements of its large establishments to renewable energy sources. Under this initiative, your Bank's prominent establishments viz Corporate Office, Global IT Centre and 6 of the Local Head Offices (LHOs) have shifted to green power through green tariff policy or through open access channels via solar/wind.

- To reduce carbon footprint, your Bank is actively undertaking the implementation of solar rooftop installations at offices, branches and ATMs and has set internal targets for energy efficiency, installation of rainwater harvesting, green building certifications and reduction in the use of diesel generator sets. As on 31st March 2023, the total capacity of solar installations is >22MW. Your Bank also owns 10 windmills with an installed capacity of 15 MW for captive use.
- In line with the country's vision for scaling up Renewable Energy (RE) power generation, your Bank is also facilitating RE financing in a big way. Your Bank has availed line of credits from multilateral agencies viz. the World Bank, KfW German Development Bank etc., for onward lending to RE Power developers.
- To develop a culture of learning amid the growing importance of Sustainability in the present scenario, your Bank has mandated the completion of online certification on Sustainability for specified officers and award staff. More than 1.8 Lakh staff members have completed the training during FY2023. The lesson covered a preliminary understanding of Sustainability, Sustainable Development Goals and your Bank's initiatives in the area.
- Your Bank has also taken digitisation in a big way to bring not only greater ease of business but also strengthen the sustainability agenda. Bank's flagship digital app -YONO, apart from significantly facilitating the conduct of business and enriching customer experience, has also contributed immensely towards reducing paper usage. Further, to motivate Bank's digital channel customers, Bank is offering green reward Points which can be redeemed for credit to **SBI Green**

Fund, the proceeds of which will be utilised for sustainable activities. Since the inception of this fund initiative in October 2019, more than **239 Lakh** reward points have been redeemed for contribution to the fund till 31st March 2023.

- Pet bottle-crushing machine has been installed at State Bank Bhavan for crushing plastic bottles used at the Corporate Centre. The plastic flakes generated are taken back by the vendor, who in turn provides recycled products made from these flakes.
- Total of 454 rainwater harvesting systems have been installed at Bank's branches/offices across the circles.
- A total of 12.34 Lakh pre-approved personal loan accounts have been opened through YONO app thereby saving 32 pages of paper per account. Approximately total paper saved by using YONO application is 394.88 Lakh pages.
- To percolate the spirit of sustainability among staff and the public, your Bank also observed various days having Sustainability relevance viz. World Environment Day, International Yoga Day, World Soil Day, Earth Hour etc. Your Bank also conducts 'Joy of Giving Week-Daan Utsav' annually across your Bank, through which donation activities were carried out to support marginalised sections of society.

CSR Activities

Your Bank has been a pioneer for welfare activities in India, after having introduced the idea in the form of 'Innovative Banking' in 1973. Its social focus is to make a meaningful and measurable impact on the lives of economically, physically, and socially challenged communities.

Key initiatives undertaken across the Country by your Bank during FY2023

	Amount (in ₹Lakh)	Number of Schools/ Anganwadi/ PHC	Number of students/ people benefitted
Transformation of Primary Schools: Setting up of smart classrooms, computer lab, science lab, school toilet construction, painting, etc.	574.62	115	61,225
Anganwadi Transformation: Painting, providing for new furniture & fixtures, smart TV, etc.	352.50	344	30,132
PHC transformation: Providing medical equipment, computer, new furniture and fixtures, etc.	780.60	95	9,76,437
Sanitary pad distribution	464.94	2.25 Lakh sanitary kits distributed to around 2 Lakh girl children in 750+ schools across the Country	

The focus areas of your Bank's CSR activities include healthcare, education, livelihood, rural and slum area development, skill development, environment, protection of national heritage, empowerment of women, youth and senior citizens, animal welfare and sports, among others. For the current financial year, an amount of ₹316.76 Crore has been allocated for undertaking CSR activities by your Bank. Out of which, an amount of ₹194.78 Crore is allocated to SBI Foundation for undertaking CSR activities in project mode.

Major CSR initiatives undertaken during the year:

Health

- To boost the Medical Research in the Country, your Bank has tied-up with Indian Institute of Sciences (IISC), Bengaluru for setting up of new Hospital cum Medical College. An amount of ₹24 Crore shall be donated to IISC over a period of 3 years towards Orthopaedic unit.

- As a part of Pradhan Mantri TB Mukh Bharat Abhiyaan, Amaravati Circle supported 1200 TB patients towards their food expenditure for a period of 6 months. As a part of same program, Bhubaneswar Circle has adopted 4 blocks under Ni-kshyay Mitra scheme at a total cost of ₹10.96 Lakh.
- An amount of ₹1.59 Crore has been donated to Vision India Foundation - Trilochan Netralaya Trust, located at Sambalpur, Odisha towards procurement and installation of medical equipment at community eye clinic, Jharsguda town. The community eye clinic provides for free eye care treatment to patients.

Environment

- The Amrit Sarovar Yojana was announced by the Hon'ble Prime Minister as an initiative wherein 75 lakes in every district of the country would be rejuvenated to mark the occasion of 75 years of India's Independence (Azadi Ka Amrit Mahotsav). Out of the 75

lakes identified for rejuvenation in the Kolar district, Karnataka, your Bank has supported rejuvenation of 7 lakes under CSR at total budget of ₹4.26 Crore.

- As a part of Green Initiatives of your Bank, 10 Electric Vehicles have been donated for transport of patients and their dependants at AIIMS, New Delhi. Electric Charger has also been installed for the purpose.

Livelihood

- Support has been provided to the people affected by the landslide at Joshimath by donating to Uttarakhand State Disaster Management Authority. An amount of ₹2.00 Crore shall be donated towards providing livelihood and rehabilitation of the affected people.
- As a part of rural skill development programmes, your Bank has donated an amount of ₹30.11 Crore to SBI RSETI Societies to meet the shortfall in capital expenditure for completion of construction of RSETI building/boundary walls and acquiring other essential training equipment.
- An amount of ₹2.00 Crore has been donated to iTNT hub (Tamil Nadu Technology hub) – an incubator supported by the State Government. The vision of the iTNT hub is to set up the governance of iTNT as PPP model so that the organisation will have Government oversight, supported by the Academia and Industry. It aims to support 200 new start-ups and facilitate 200 innovators over the first five years of operation.
- Support has been provided to flood victims, who are affected by

₹316.76 Crore

TOTAL AMOUNT SPENT

854

CSR ACTIVITIES
UNDERTAKEN

54 Lakh

PEOPLE BENEFITTED/
LIVES TOUCHED

19,074

TOTAL NO OF
VILLAGES COVERED

the floods in the states of Assam, Andhra Pradesh and Telangana. Guwahati, Amaravati and Hyderabad Circles have provided groceries and other essentials to the poor villagers residing in the flood affected villages.

Women Empowerment

- An amount of ₹87.22 Lakh has been provided to Bhartiya Sankalp Path Foundation, Lucknow Circle towards procurement and distribution of 100 laptops and 1305 sewing machines at Varanasi. The beneficiaries of sewing machines and laptops shall be the women, who completed the skill training under the flagship skill training programme “Pradhan Mantri Kaushal Vikas Yojana – PMKVY”.

Protection of National Heritage

- As a part of Har Ghar Tiranga campaign, your Bank has undertaken distribution of flags to underprivileged sections of the society across the Circles. An amount of ₹1.75 Crore spent on distribution of 5 Lakh (approx.) flags to the needy people
- Your Bank has supported the initiatives of New Delhi Municipal Council (NDMC) towards repairs and renovation of heritage buildings located at Connaught Place, New Delhi. Towards this, an amount of ₹3.19 Crore has been donated to Indian National Trust for Art and Cultural Heritage (INTACH), New Delhi.

Armed Force Veterans

- Your Bank has always been in the forefront supporting for the cause of armed forces veterans. An amount of ₹2.00 Crore has been donated to Armed Forces Battle Casualties Welfare Fund. In addition to that, an amount of ₹3.30 Crore has been donated to Army Central Welfare

Fund towards upliftment of Palliative Care Centers located at Delhi Cantt and Jalandhar.

- An amount of ₹94.94 Lakh has been donated to Army Hospital (R&R), New Delhi towards procurement of State-of-the-art advanced life support ambulance. The said donation is carried out as a part of your Bank’s initiatives to support armed forces veterans, battle casualties and their dependants.

Swacchhata Pakhwada

As a part of Swacchhata Pakhwada campaign launched by the Government of India, your Bank has undertaken various initiatives across the Country during the months of September- October 2022 and January 2023. Swacchhata activities include, arranging for cleanliness of surroundings, beach cleaning, distribution of Jute bags, organising no-plastic campaigns, construction of toilets etc.

SBI Foundation

SBI Foundation was established by the State Bank of India as a section VIII company under the Companies Act (2013) to undertake the CSR Activities of State Bank Group in a planned and focused manner.

SBI Gram Seva Programme

SBI Gram Seva is an integrated rural development programme for making villages self-reliant (Atma-Nirbhar).

SBI Foundation has adopted 150 villages across 25 States, in 5 phases, impacting over 1.75 Lakh lives.

‘SBI Gram Saksham’ is a sub-project focused mainly on rural livelihoods to empower communities beyond the adopted villages. So far, Gram Saksham has been rolled out in a total of 115 villages across 6 States, namely

Assam, Bihar, Jharkhand, Maharashtra, Uttarakhand and Uttar Pradesh.

SBI Youth for India Fellowship

SBI Youth for India is a 13-month rural development fellowship programme which provides a framework for bright young minds from urban areas to join hands with rural communities in their struggles and aspirations.

- 6 alumni ventures and 17 Fellows of the 2021-22 batch across 14 partner NGOs, were awarded grants as a part of the Youth for India Sahyog, an initiative to provide handholding support to innovative and promising pilots and ventures.
- The programme also collaborated with Dastkar for their Winter Bazaar in Delhi and Bangalore in December 2022 and provided a platform for YFI alumni entrepreneurs to showcase their work at the exhibition.

Centre of Excellence (CoE) for Persons with Disabilities (PwD)

Centre of Excellence for Persons with Disabilities (CoE) was conceptualised and launched in 2017 with the goal to be a centralised support centre for Persons with Disabilities. CoE conducted 17 offline training programs for 352 PwD employees in SBI, RBI and Punjab & Sind Bank.

Impactful Projects for promoting Inclusion and Empowerment of PwDs

- Dialogue in the Dark: Visual Simulation project.
- GROW PwD: Skill Development Training for Persons with Disability and support them with job placement.
- Eliminating Clubfoot in Uttar Pradesh.
- Project Inclusive India 2.0: Creating entrepreneurial ecosystem.

- Sristi Farm Academy: Imparting learning about agri and allied activities.
- Comprehensive Lifecycle Approach project benefiting 6000 PwDs at Raichur, Karnataka.
- Enabling children with Mental & Multiple Disabilities to become self-reliant.
- Project SAMEIP: Skilling and Upskilling of 650 PwDs.
- Training in Culinary Arts.
- Early Intervention for Children with visual impairment and multiple disabilities.
- SBIF CoE: Swavlamban focus on enterprise promotion and scaling-up in Anand, Kheda, Gandhinagar, Ahmedabad and Arvalli Districts of Gujarat.
- SBIF, CoE: Assistive Aids for Persons with Disabilities.

Jivanam

Jivanam, the Foundation's healthcare vertical, makes healthcare accessible and affordable for the most vulnerable sections of society. It has impacted over 6.6 Lakh lives so far, contributing to 3 SDGs-Good Health and Well-Being, Clean Water and Sanitation, and Industry, Innovation and Infrastructure.

1. SBIF Sanjeevani

Providing primary healthcare services in rural, tribal & remote areas at the doorstep of communities through a mobile medical unit.

2. SBIF Sanjeevani - Nirantar Seva

An initiative for providing emergency healthcare services to the victims of road accidents on the Mumbai-Ahmedabad highway.

3. Suraksha

An initiative for providing 1600 helmets to Mumbai Police Personnel for safe riding.

4. Anugraha

An initiative for hospice and palliative care, geriatric support and rehabilitation services for seriously ill and bedbound patients in rural Coimbatore, Tamil Nadu.

5. Project Eye Care

An initiative to provide medical equipment support by setting up an advanced eye OPD unit and conducting eye care camps in Nagpur, Maharashtra.

6. Project Manas

An initiative for decentralised mental health services, strengthening community-based mental health programs in Gadchiroli, Maharashtra.

7. Medical Facilities for destitute women

8. Project Sahyog

Charitable Neuro Rehabilitation Centre providing support to 200 victims of traumatic brain and spine injuries in Delhi/ NCR.

9. Project Forever Smiles

Supporting 1000 lifesaving cleft surgeries, in 50 Districts of Uttar Pradesh.

10. TB MukT Gujarat

The project aims to ensure early detection of TB.

11. Project Amrut

Setting up of a nuclear medicine diagnostic facility for early detection & treatment for cancer patients.

Integrated Learning Mission (ILM)

ILM is the education vertical of the Foundation, set up to make quality education accessible for all children.

Key Programmes

- SBIF ILM - Government School Project, Uttar Pradesh
- SBIF ILM - Asha Scholarship Program
- SBIF ILM - Learn Play Grow, Meghalaya
- SBIF ILM - Future Women Leaders
- SBIF ILM - Asha Scholarship Phase 2
- SBIF ILM - Smart Lachen
- SBIF ILM - Centre for Knowledge and Information Dissemination (C-KID)

Livelihood and Entrepreneurship Accelerator Programme (LEAP)

Foundation's flagship program, LEAP, strives to develop, foster, and sustain robust and inclusive livelihood models, entrepreneurial ecosystems, and strategic collaborations in order to uplift incomes and empower marginalised communities, thus contributing to bridging the development gap and breaking the poverty cycle in the country.

1. SBIF LEAP - Project Prayas

An initiative for providing rehabilitation and support for 270 marginalised individuals in criminal and juvenile justice in districts of Gujarat and Maharashtra.

2. SBIF LEAP - Development of a climate-resilient livelihood model

Promotion of diversified livelihood options at 10 flood-affected villages covering 4600 residents in Chamoli District of Uttarakhand.

3. SBIF LEAP - Formation and Expansion of 18 New Farmer Cooperatives in Andhra Pradesh

4. SBIF LEAP - Accelerating Entrepreneurship through Social Innovation

Youth and women in 6 Districts from Eastern Uttar Pradesh and 1 District from Madhya Pradesh

5. SBIF LEAP - Initiation support to 250 SME startups

6. SBIF LEAP - Exotic Vegetable Cultivation

An initiative to empower 1000 farmers through the introduction of exotic vegetable cultivation and the formation of farmer producer companies in Khordha and Cuttack Districts, Odisha.

7. SBIF LEAP - Innovators for Bharat - Climate Resilient Agriculture Livelihoods

An initiative to provide incubation support to 15 startups working to devise climate-resilient agriculture solutions.

8. SBIF LEAP - Integrated Livestock Development

10 villages of the Champawat District in Uttarakhand for a period of 3 years.

9. SBIF LEAP - Centre of Excellence for Deep Science Entrepreneurship

Providing incubation and acceleration support to 12 startups.

CONSERW - Conservation through Sustainable Engagement, Restoration and Wildlife Protection

CONSERW is the Foundation's flagship programme to ensure environmentally conscious production and consumption, clean energy adoption, restoration of ecosystems and natural resources and conservation of wildlife.

1. SBIF ARANYA

Undertaking large-scale tree plantation projects across the country.

2. SBIF XRD Analytical Lab

The Indian Institute of Petroleum and Energy (IIPe), Vishakhapatnam to support research towards sustainable energy solutions.

3. SBIF CONSERW - Green Infrastructure in Ladakh

4. SBIF CONSERW - Transforming Small Towns into Model Sanitation Towns in Karnataka

Through holistic planning and implementation of the Swachh Bharat Mission 2.0.

5. SBIF CONSERW - Mitigating Human-Elephant Conflict (HEC)

An initiative to mitigate Human-Elephant Conflict through the restoration of degraded habitats, facilitate effective monitoring and empower local communities in Baksa and Udalguri Districts of Assam.

6. SBIF CONSERW - Solar Technology for Eradication Poverty

An initiative to increase the income of 2,000 small and marginal women farmers from 100 villages in Odisha and Bihar through the promotion of Renewable and Clean Energy.

7. SBIF CONSERW - Wildlife Conservation in Madhya Pradesh

To promote wildlife conservation through the donation of 5 wildlife rescue vehicles and equipment in Madhya Pradesh.

SBIF ACE

Ace is the Foundation's flagship programme in the domain of sports. It comprises key interventions in building

state-of-the-art sports infrastructure, creating and nurturing strategic partnerships with the flag bearers of sporting excellence in India like ex-Olympians and sportspersons of International repute.

Holistic Athlete Support

An initiative for providing support to 100 athletes at 5 Abhinav Bindra Foundation Trust Centres.

Para Athlete Grant Program

Supporting 100 para-athletes for a period of 1 year.

Olympic Development Program

SBIF Sports Science Centre in Yamuna Nagar, Haryana.

Women Empowerment

1. Project Naya Savera

Sensitisation programme on Menstrual Health and Hygiene.

2. Project Sashakta

Supporting health and development needs of women in Thane, Maharashtra.

3. Project Unnati

Empowering 4,100 women belonging to SC & ST communities, and women with disabilities.



Shri Om Prakash Mishra, DMD (HR) & CDO, Donating Equipment to Medical Directorate, Government of Manipur

REGIONAL RURAL BANKS (RRBs)

With two-thirds of our country's population living in rural areas, it presents a vast yet under-tapped opportunity for the Indian Banking sector. Our extensive network of sponsored Regional Rural Banks (RRBs) has a distinct competitive advantage due to their large account base and decades of trust-earning service tradition.

SBI has sponsored 14 Regional Rural Banks operating at regional levels in 14 different States/UTs. These RRBs have a combined branch strength of 4,751 spread across 223 Districts. These RRBs are on the CBS platform and offer banking services at par with any other commercial banks in the country.

Business Highlights of FY2023:

The aggregate deposits and advances of the 14 RRBs sponsored by your Bank as on 31st March 2023 stood at ₹1,23,907 Crore and ₹85,117 Crore, respectively, as against ₹1,13,502 Crore and ₹73,755 Crore as on 31st March 2022.

During the year under review, despite the persistently challenging macroeconomic environment, the RRBs improved their business,

with deposits growing by 9.17% and advances by 15.41% YoY. RRBs expanded their Housing and Gold loan exposure by 22.54% and 38.20% (YoY), respectively, as a part of its strategy to diversify the portfolio.

The RRBs posted a Net-Profit of ₹2,301.91 Crore as against a Net-Profit of ₹1,659.53 Crore as on 31st March 2022, despite providing substantial provision for pension of ₹1,071 Crore. The RRBs continue to focus on improving earnings from their core Banking business, strengthening the fee income streams and maintaining control of operating costs.

The combined Gross Non-performing Assets ratio of the RRBs has decreased to 4.21% as against 4.64% as on 31st March 2022. The Net NPA stands at 0.82% as against 1.22% as on 31st March 2022.

Business per employee during the year improved to ₹11.68 Crore as against ₹10.76 Crore as on 31st March 2022.

₹2,301.91 Crore

NET PROFIT POSTED BY
REGIONAL RURAL BANKS
(RRBs)

Significant Developments in FY2023:

The year under review witnessed several significant events, some of which are listed as under:

- Introduction of Asset Management Hubs (AMHs) - a centralised credit processing system for Loans & Advances, for an efficient underwriting process at all RRBs.
- Launch of mobile app by eight RRBs for digital account opening with video KYC facility. Apart from Branch Channel, services of digital account opening with Video KYC facility have been extended to the Business Correspondent channel in 8 RRBs.
- To improve treasury yields/returns, the services of SBI Fund Management Limited for non-discretionary Portfolio Management Services have been engaged at all the 14 RRBs.

SUBSIDIARIES

SBI Capital Markets Limited (SBICAPS) incorporated in 1986, is one of India's leading domestic Investment Bank and is registered with SEBI as a Category I Merchant Banker and Research Analyst. SBICAPS offers the entire bouquet of Investment Banking and Corporate Advisory Services to its clients.

SBICAPS is ranked No. 1 with a market share of 76.2% as Mandated Lead Manager for India Borrowers Loans in INR during the calendar year 2022.

On a consolidated basis, the Company has posted a profit after tax of ₹725.39 Crore for FY2023 as against ₹635.42 Crore in the previous year.

During the period, the Company completed and has been involved in several marquee transactions, a few of which are listed below:

Associates:

Sr. No.	Name of the Associate (RRB)	Country of Incorporation	Group's Stake (%)	
			Previous Year (2021-22)	Current Year (2022-23)
1	Andhra Pradesh Grameena Vikas Bank	India	35.00%	35.00%
2	Arunachal Pradesh Rural Bank	India	35.00%	35.00%
3	Chhattisgarh Rajya Gramin Bank	India	35.00%	35.00%
4	Ellaquai Dehati Bank	India	35.00%	35.00%
5	Jharkhand Rajya Gramin Bank	India	35.00%	35.00%
6	Madhyanchal Gramin Bank	India	35.00%	35.00%
7	Meghalaya Rural Bank	India	35.00%	35.00%
8	Mizoram Rural Bank	India	35.00%	35.00%
9	Nagaland Rural Bank	India	35.00%	35.00%
10	Rajasthan Marudhara Gramin Bank	India	35.00%	35.00%
11	Saurashtra Gramin Bank	India	35.00%	35.00%
12	Telangana Grameena Bank	India	35.00%	35.00%
13	Utkal Grameen Bank	India	35.00%	35.00%
14	Uttarakhand Gramin Bank	India	35.00%	35.00%

SBI CAPITAL MARKETS LIMITED (SBICAPS)

(₹ in Crore)

Name of the subsidiary company	Ownership (SBI Interest)	% of ownership	Net Profit (Losses) FY2023
SBI Capital Markets Ltd.	58.03	100	334
SBICAP Securities Limited (SSL)			308
SBICAP Ventures Limited (SVL)	NOT APPLICABLE		62
SBICAP Trustee Co. Limited (STCL)			29

- Navi Mumbai International Airport Private Limited- Syndication of debt facilities for international airport project at Navi Mumbai.
- Jindal Steel & Power Limited- Syndication of debt facilities for steel project capacity expansion at Angul in Odisha.
- Financial advisory for financing Air India Ltd.
- Kutch Copper Limited- Syndication of Debt facilities for proposed 0.5 MTPA integrated copper smelting and refinery complex by Adani Group.
- Shapoorji Pallonji Roads Private Limited-M&A Sell Side Advisory and Debt Advisory.
- Advisory to State Government on Auction of 4 Iron Ore blocks in Goa.
- IPO offering of Life Insurance Corporation of India which fetched ₹20,557 Crore to the Government, is India's biggest IPO to date.
- Lead Manager for the Green Bond issue by Indore Municipal Corporation - First Public Issue of Municipal Bonds by any Municipal Corporation.
- Lead Manager for Maiden Public issue of Secured, Rated, Listed, Redeemable Non-Convertible Debentures ("NCDs") by the National Highways Infra Trust.
- Pune IT City Metro Rail Limited - Down selling of ₹4,790 Crore of underwritten exposure- Transport Deal of the Year - Railway - Sustainable Infrastructure Awards 2022.

- Yamuna International Airport Private Limited - Debt syndication aggregating ₹3,725 Crore- Transport Deal of the Year - Airport - Sustainable Infrastructure Awards 2022.



Launch of New redesigned Logo along with new tag line: 'Complete Investment Banking Solutions', in the presence of SBI Chairman, Shri Dinesh Khara.

A. SBICAP SECURITIES LIMITED (SSL)

SBICAP Securities Ltd (SSL), a wholly owned subsidiary of SBI Capital Markets Ltd., started its operations in 2006 to provide primary and secondary capital market access to the retail customers and became the broking arm of the State Bank of India (SBI) Group.

In Retail Broking, the market share increased to 1.56% in FY2023 as compared to 1.46% in FY2022. The Company has also improved the market share in the Derivative segment to 0.30% in FY2023 as compared to 0.12% in FY2022. The market share in account acquisition improved to 4.49% in FY2023 with a growth of 217 bps as compared to FY2022.

In Retail Assets, the SSL Home Loan team has increased its reach in Tier-

3 and Tier-4 cities. Presently, it has a presence in 296 locations in FY2023 as compared to 194 locations in FY2022. Also, SSL Auto Loan team has improved its presence in 503 locations in FY2023 as compared to 396 locations in FY2022. The monthly average productivity of the team in Home Loan has increased from ₹1.14 Crore per person in FY2022 to ₹1.21 Crore per person in FY2023. In Auto Loan, the monthly average productivity of the team has improved from ₹1.26 Crore per person in FY2022 to ₹1.74 Crore per person in FY2023.

Home Loan business clocked ₹43,679 Crore during FY2023, with a growth of 42.30% YoY. Auto Loan business reached an all-time high of ₹38,186 Crore during FY2023, up by 98% YoY, supporting SBI in gaining market share.

In Third Party Products, the revenue from insurance and investment products increased from ₹30 Crore in FY2022 to ₹44 Crore in FY2023. Similarly in IPO, the revenue grew to ₹9 Crore in FY2023 from ₹3 Crore in FY2022.

Key Initiatives

Digital Customer Acquisition and On-boarding Journey Enhancement

The Company has enhanced its account opening journey by integrating with SBI Internet Banking.

Digital Initiatives - Mobile Releases

SSL has focussed on creating investment offerings by curated Mutual Fund Investment. The investment menu has been upgraded with Corporate Fixed Deposits, 54 EC Bonds, Sovereign Gold Bonds, Non-Convertible Debentures, New Fund Offerings, IPO & FPO.

Awards and Recognition received during the year include:

- The SBI Securities Trading & Investment App was awarded the **'Best Mobile App Initiative - Stock Broking Company'** at the 2nd Annual NBFC and Fintech Excellence Awards 2023.
- Awarded the **'Enterprise Mobility Award'** at BFSI Technology Conclave 2022.
- Awarded **'Digital Customer Experience Transformation Initiative Award'** at the Technology Excellence Awards 2022.
- Awarded with the **'Excellence in Team Building Engagement Award 2023'** at ET Human Capital Awards.

B. SBICAP VENTURES LIMITED (SVL)

SBICAP Ventures Limited (SVL), a wholly owned subsidiary of SBI Capital Markets Limited, presently manages NEEV Fund I (Neev), NEEV II (SVL-SME) Fund & SWAMIH Investment Fund I (SWAMIH). The Company is also the investment manager for three Funds of Funds: Self Reliant India (SRI) Fund, UK India Development Cooperation Fund (UKIDCF) and Trilateral Development Co-operation Fund (TDCF).

Neev I is a SEBI-registered Category - I AIF with a mandate to invest in infrastructure development of eight low-income states. SVL is a General Partner in the fund with net investment of ₹52.26 Crore till March 2023. The fund has fully invested its investible corpus of ₹450.10 Crore across 10 portfolio companies of which one has been fully exited in FY2022.

NEEV II (SVL-SME) is a SEBI registered Category - I AIF which had its first close in June 2021 at ₹480 Crore. The target corpus is ₹1,000 Crore with a green shoe option of ₹1,000 Crore. The Fund had made commitment of ₹525 Crore in four investments against the actual investment aggregating to ₹255 Crore till March 2022.

SWAMIH is a SEBI registered Category - II AIF which had its first close on 6th December 2019 at ₹10,037.50 Crore with the Government of India, Public Sectors Banks and Institutions as investors in the Fund. The Fund achieved its final close with an aggregate capital commitment of ₹15,530 Crore. It has a mandate to provide last-mile funding to stalled Housing Projects. The fund has disbursed ₹5,112 Crore in 101 projects where the committed amount is ₹10,142 Crore. The Fund has returned ₹757.3 Crore back to investors through 11 complete exits and partial exits in 15 projects till March 2023.

UKIDCF Fund is SEBI registered Category - II AIF with a corpus of ₹5000 Crore and had its first close in June 2021 at ₹253 Crore. The Fund has given commitments in two identified downstream funds aggregating to ₹117 Crore and invested ₹24.7 Crore. The Fund would identify 2-3 daughter funds every year and deploy its corpus across the daughter fund over the next 2-3 years.

SRI Fund has been set up in Oct 2021 by National Small Industries Corporation (NSIC) on behalf of the Ministry of MSME with corpus of ₹10,000 Crore upto March 2022. Final approval has been given for 46 investments in daughter funds amounting to ₹5,910 Crore. The Fund has also provided preliminary recommendations (subjected to diligence and final approval) to another 5 investments aggregation of about ₹390 Crore till March 2023.

SVL has earned a gross revenue of ₹141.71 Crore for FY2023 as against ₹91.75 Crore for FY2022 and a net profit of ₹61.82 Crore for FY2023 as against ₹32.28 Crore for FY2022.

C. SBICAP TRUSTEE CO. LIMITED (STCL)

STCL is a wholly-owned subsidiary of SBI Capital Markets Limited. STCL commenced the Security Trustee business on 1st August 2008.

The Company acts as a Security Trustee to the Lenders for Corporate and Project Finance Loans. It performs the role of a Debenture Trustee for the Debentures /Bonds issued by Corporates, Banks, PSUs and Municipal Corporations. It is registered with SEBI as a Debenture Trustee. STCL also provides other related services like Share Pledge Trustee, Escrow Trustee, AIF Trustee and ESOP Trustee, among others.

STCL posted net profit growth of 83% on a YoY basis. (₹28.73 Crore for FY2023 against ₹15.71 Crore for FY2022). The fee income from the businesses has shown an increase of 52% on a YoY basis.

Product enhancements:

- STCL has come out with the new product Virtual Data Room (VDR), which provides cloud storage and an easy retrieval facility for users.
- STCL is in the process of starting a new business vertical i.e., 'Securitization Trusteeship Business' during the year.
- STCL is negotiating for extending its ancillary services to SBI and HDFC Bank wherein the role of the Security Trustee would be coordinating with empanelled Advocates & Valuers of banks and obtaining Valuation and TIR reports.

Awards and Recognition received during the year include:

- Awarded with the prestigious Times ascent **Global HR Excellence Award: Best HR Organisation to work for** by the World HRD Congress.
- **Debenture Trustee business-Ranking has improved by one notch to #3** in prime database in terms of AUM.



SBI CARDS & PAYMENTS SERVICES LIMITED (SBICPSL)

SBI Cards and Payment Services Limited (SBICPSL) is a subsidiary of the State Bank of India wherein your Bank holds a 68.98% stake. SBI Cards and Payment Services Limited (SBI Card) is a non-banking financial company that offers an extensive credit card portfolio to individual cardholders and corporate clients.

The Company registered Profit after Tax (PAT) of ₹2,258 Crore in FY2023 as compared to ₹1,616 Crore in FY2022.

Performance Highlights (FY2023)

- **Profitable operations:** PAT ₹2,258 Crore, at 40 % YoY, ROAA at 5.6% up by 20 bps YoY, ROAE at 25.3% up by 245 bps YoY.
- **Market share:** #2 in both Spends and Cards for FY2023; Cards in force @19.7% (FY2022 18.7%),

Spends @ 18.2% (FY2022 19.2%), Transactions @18.2% (FY2022 19.8%) [as per RBI report available till Mar'23].

- **Growing Portfolio:** Cards-in-Force of 1.68 Crore at 22% YoY, Spends ₹262,498 Crore at 41% YoY, Receivables ₹40,722 Crore at 30% YoY.
- **Asset quality:** GNPA @2.35%, NNPA @0.87%, GCL @5.9% v/s 8.3% for FY2022.
- **Adequate liquidity:** Diversified borrowing mix, adequate banking limits available. Healthy CAR @23.1%, T-1 @20.4%.
- **New Products:** New products launched in FY2023:
 - Cashback SBI Card
 - PSB SBI Card

Awards and Recognition received during the year include:

- Recognised as **'The Economic Times Best Brand'** for the year 2022.
- Received **'Reader's Digest Trusted Brand'** award.
- Certified by **COPC® Inc for Quality processes in Customer Services.**
- Winner of **Gold & Silver Stevie awards** in 2023 for Sales & Customer Services.
- Winner of **Golden Peacock National Training Award** in Financial Sector for Excellence in Training & Development.
- Winner of **MarTech Leadership award** in the category **"Use of Technologies - Best Data Enablement Campaign"**.

(₹ in Crore)

Name of the Subsidiary Company	Ownership (SBI Interest)	% of ownership	Net Profit (Losses) in FY2023
SBI Cards and Payment Services Limited	652.63	68.98%	2,258

SBI DFHI LIMITED (SBI DFHI)

SBI DFHI Limited is one of the largest standalone Primary Dealers (PD) with a pan-India presence. As a Primary Dealer (PD) it is mandated to support the book-building process in primary auctions and provide depth and liquidity to secondary markets in G-Sec.

State Bank of India group holds 72.17% (SBI-69.04%, SBICAP-3.13%) share in the Company. It posted a Net profit of ₹20.26 Crore for FY2023 as against a profit of ₹142.06 Crore for FY2022. The total balance sheet size is ₹17,268 Crore as on 31st March 2023 as against ₹13,078 Crore as on 31st March 2022.

(₹ in Crore)

Name of the Subsidiary/ Company	Ownership (SBI Interest)	% of ownership	Net Profit (Losses) in FY2023
SBI DFHI Limited	131.52	69.04%	20



Key Initiatives

- Conducted seminar on STRIPS (Separate Trading of Registered Interest and Principal Securities) for Insurance & other long-term investors.
- Conducted seminar for Cooperative Bank in Bengaluru on 24th June 2022 on various aspects of the financial markets. At the end of the meeting, participants were more aware and informed and geared up for contributing towards the development of the government securities market.
- SBI DFHI conducted several regional seminars and provided training for Cooperative Banks (263 UCCBs & 21 DCCBs) for smooth migration to the RBI NDS-Call platform.

SBI GENERAL INSURANCE COMPANY LIMITED (SBI GENERAL)

(₹ in Crore)

Name of the subsidiary/ company	Ownership (SBI Interest)	% of ownership	Net Profit (Losses) in FY2023
SBI General Insurance Co. Ltd.	151.00	69.95	184

SBI General Insurance Company Limited ('the Company') was incorporated on 24th February 2009 as a public limited company under the Indian Companies Act, 1956 ('the Act') and was originally a joint venture between State Bank of India (SBI) and IAG International Pty Limited, a subsidiary of Insurance Australia Group Limited. Out of the 74% stake in the Company, SBI had in mid of 2018 divested a 4% stake to

PI Opportunities Fund - I (2.35%) and Axis New Opportunities- AIF-I (1.65%). Further, IAG, the erstwhile JV partner with a 26% stake made a complete exit in March 2020, thereby divesting its entire stake of 26% to Napean Opportunities LLP (16.01%) and Honey Wheat Investments Ltd (9.99%). Further, Axis New Opportunities- AIF-I out of its balance stake of 1.27% has sold to IIFL Special Opportunities Fund - Series 9 (1.04%) and IIFL India Private

Equity Fund - Series 1A (0.23%) during the current year.

Currently, SBI owns 69.95%, Napean Opportunities LLP owns 16.00%, Honey Wheat Investment Ltd. owns 9.98%, PI Opportunities Fund-1 owns 2.35%, IIFL Special Opportunities Fund - Series 9 (1.04%), IIFL Special Opportunities Fund - Series 10 (0.12%), IIFL Large Value Fund - Series 2 (0.02%), IIFL Large Value Fund - Series 4 (0.03%), IIFL Large Value Fund - Series 11 (0.03%), IIFL Large Value Fund - Series 12 (0.04%), Avendus Future Leaders Fund I & II owns 0.38% and other shareholders own 0.07% in SBI General Insurance. The Company is registered with the Insurance

Regulatory and Development Authority of India ('IRDAI') with a certificate of registration No. 144 dated 15th December 2009 and is in the business of General Insurance in India.

With a total GWP of ₹10,888 Crore and a YoY growth of 18%, the Company achieved the milestone of ₹10,000 Crore GWP in FY2023. SBI General increased its market share from 4.15% in FY2022 to 4.21% in FY2023. The business has advanced in the rankings, and among Pvt. players, SBI General is now ranked 6th in comparison to 7th in FY2022.

The Company's presence has grown from 17 locations in 2011 to over 141 branches across India. The Company has served over 34 Crore clients to date, with claims of ₹22,000 Crore handled. SBI General is present and available at

all conceivable client touchpoints, with over 31,600 agents, 28,000+ banking touchpoints, 400+ brokers, alliances, and digital partners.

The Company established an independent health vertical with the goal of becoming a prominent participant in the health insurance market in India. The health vertical of the Company today serves 21 Lakh members, including group customers, and has a comprehensive centralised underwriting and claims set-up based in Pune. The Company has 12,500+ network hospitals empanelled and over 4,000 health agents have been onboarded in FY2023.

The Company generated a net profit of ₹184 Crore in FY2023, representing a YoY increase of 40%.

Awards and Recognition received during the year

- Award for '**Best General Insurance Company of the Year**' at the '**Third Emerging Asia Insurance Awards**' organised by the '**Indian Chamber of Commerce**'.
- Recognised as the '**Best Ethical Procurement Company of the Year**'.
- Recognised as a '**Smart Insurer**' in the '**Large Non-Life Insurance**' category at The Economic Times Insurance 9th Annual Summit & Awards.
- Recognised as one of the '**Most Preferred Workplaces in BFSI 2022-23**' presented by Marksmen Daily.

SBI GLOBAL FACTORS LIMITED (SBIGFL)

Name of the subsidiary company	Ownership (SBI Interest)	% of ownership	(₹ in Crore)
			Net Profit (Losses) in FY2023
SBI Global Factors Ltd.	159.89	100%	31

SBIGFL is a leading NBFC factor providing both Domestic and Export Factoring services under one roof. It is a wholly owned subsidiary of State Bank of India and is regulated by Reserve Bank of India.

The Company's services are especially suitable for MSME sector clients for freeing up resources locked in book debts and provide require liquidity. By virtue of its membership of Factors Chain International (FCI), the SBIGFL is able to alleviate Credit risk from export receivables under the 2-factor model.

- The Company has reported a Profit Before Tax (PBT) of ₹46.18 Crore for

FY2023 against Profit Before Tax (PBT) of ₹43.49 Crore for FY2022.

- Profit After Tax (PAT) for the FY2023 is ₹31.17 Crore against Profit After Tax (PAT) of ₹25.26 Crore for FY2022.
- Turnover for the period ended March 2023 is ₹5,544 Crore as compared to the turnover of ₹4, 773 Crore in the previous year
- Fund in use (FIU) as on 31st March 2023 is ₹1,277 Crore as compared to ₹1,205 Crore as on 31st March 2022.
- Turnover in TReDS for the period ended March 2023 is ₹1,655 Crore, as against ₹1,737 Crore in the previous year



- Turnover in Export Factoring-2 Factor Model for the period ended 31st March 2023 is equivalent to EUR 40.16 Million (Previous year: Eur 40.04 Million). In INR terms, the Export Factor turnover touched ₹338.24 Crore for the period ended March 2023, as against ₹344.38 Crore in previous year March 2022.

SBI LIFE INSURANCE COMPANY LIMITED (SBILIFE)

(₹ in Crore)

Name of the subsidiary company	Ownership (SBI Interest)	% of ownership	Net Profit (Losses) in FY2023
SBI Life Insurance Company Ltd.	555	55.45	1,721

SBI Life has a multi-channel distribution network comprising an expansive Bancassurance Channel, including State Bank of India, the largest Bancassurance partner in India, a large and productive individual agent network comprising 208,774 agents as on 31st March 2023, as well as other distribution channels including direct sales and sales through corporate agents, brokers, insurance marketing firms and other intermediaries.

During the year ended 31st March 2023, the Company operated in a sound and stable manner, with its sole objective of increasing insurance penetration and targeting a balanced product mix with a focus on non-par savings and annuity segment with an active and prudent strategy, sales team maintaining the quality as well as quantity and established a firmer market position. The Company has proven its market leadership in the year ended 31st March 2023, with numero-uno position in Individual New Business Premium, Individual Rated Premium, Total Rated Premium and Total New Business Premium among the private insurers.

The Company witnessed a 16.2% growth in Total New Business Premium (NBP) vis-à-vis the industry growth of 17.9%. The market share of SBI Life in Total New Business Premium (NBP) among all private players for the year ended 31st March 2023 is 21.3%. Total New Business Premium of the Company for the year ended 31st March 2023, stands at ₹29,589 Crore. Individual New Business stands at ₹20,906 Crore and Group New Business Premium stands at ₹8,683 Crore, for the year ended 31st March 2023. The Company witnessed growth in Individual New business

premium of 26.7% vis-à-vis the industry growth of 15.4% with a private market share of 24.3% & Industry market share of 14.5%.

Key Initiatives

Various products launched by SBI Life:

Smart Platina Plus, a guaranteed product with long-term income

Smart Annuity Plus, with the deferred option

Retire Smart Plus, with a choice of 7 varied fund options

Smart Lifetime Saver, guaranteed returns and protection for a lifetime

Group Micro Shield, Insurance leading to financial inclusion.

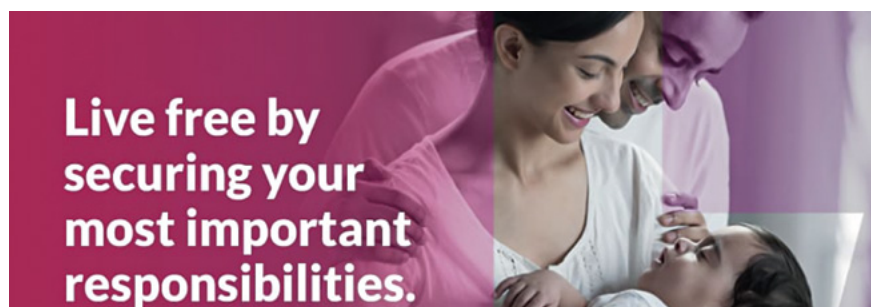
SBI Life generated a PAT of ₹1,721 Crore in YTD Mar 23 against ₹1,506 Crore in YTD Mar 22. The AUM of the Company crossed ₹3 trillion and recorded a growth of 15% at ₹307,339 Crore as on 31st March 2023 as compared to ₹267,409 Crore as on 31st March 2022. For FY2023, the Indian Embedded

Value (IEV) of the Company stands at ₹46,044 Crore with a growth of 16%. For FY2023, the Value of New Business (VoNB) stood at ₹5,067 Crore with a growth of 37%. VoNB's margin stood at 30.1%.

In FY2023, the Company tied up with **Karur Vysya Bank (KVB)** enabling SBI Life to expand the insurance market across your Bank's presence in the country. A tie-up arrangement with **Paschim Banga Gramin**, a Regional Rural Bank will help make footprints stronger in the East. The Company has also executed a tie-up with **India Post** to improve its penetration in rural markets and enable customers, particularly from weaker sections and living in unbanked and underserved areas.

Awards and Recognition received during the year include:

- 'Most Trusted Private Life Insurance Company' of the Year award at the 2nd Edition of Navabharat BFSI Conclave and Awards 2022.
- Awarded **Gold medal** for being the Team of the Year at The **TISS Leapvaul CLO Awards 2022**.
- **Gold Award** in **Environment Protection Initiative of the Year-Integrated Health & Wellness (IHW) Annual Awards**.
- Awarded **Insurance Industry Award - Insurer of the Year 2022** by **FICCI**.



SBI FUNDS MANAGEMENT LIMITED (SBIFML)

(₹ in Crore)

Name of the subsidiary company	Ownership (SBI Interest)	% of ownership	Net Profit (Losses) in FY2023
SBI Funds Management Ltd.	18.90	62.53	1,331
SBI Mutual Fund Trustee Company Pvt. Ltd.	0.10	100.00	1
SBI Funds Management (International) Pvt. Ltd.	100% owned by SBIFML	62.53	4

SBI Funds Management Ltd. (formerly known as SBI Funds Management Pvt. Ltd.) the Asset Management Company of SBI Mutual Fund, is the fastest growing AMCs with a growth of over 10.83% against the industry average of 5.55% in FY2023. In the last three years, SBIFML has achieved a CAGR of 24.29% against the industry average of around 14.45% in terms of Average AUM growth. In FY2023, the Fund House has further consolidated the **1st Rank** position for three years. SBIFML has one of largest investor bases with over 121.80 Lakh **LIVE** investor folios with about 27 Lakh new investor folios added in the financial year ending Mar 2023. The Fund House has 24.15 Lakh direct live investors and over 2.55 Lakh institutional investors. SBIFML has maintained its top leadership position

as the ETF manager in the country with a 46.82% market share.

SBI Funds Management Ltd. posted a PAT of ₹1,331.20 Crore for FY2023 as against ₹1070.65 Crore earned during FY2022. The average "Assets Under Management" (AUM) of the Company during the quarter ended March 2023 was ₹717,161 Crore with a market share of 17.70% as against the average Assets Under Management of ₹647,967 Crore with a market share of 16.86% during the quarter ended March 2022. The Company has a fully owned foreign subsidiary viz. SBI Funds Management (International) Private Limited, which is based in Mauritius and manages Offshore Funds. SBIFML also provides Portfolio Management Services (PMS) and manages Alternative Investment Funds (AIF).

Awards and Recognition received during the year include:

- Awarded SBI Banking & Financial Services in the **Equity Sector Financials category (5 years)** in the **Lipper Fund Awards Ceremony of 2022.**
- **SBI Magnum Children's Benefit Fund** was the winner in the **Mixed Asset INR Conservative (5 & 10 years)** in the **Lipper Fund Awards Ceremony of 2022.**
- **SBI Magnum Gilt Fund-Growth** was the winner in the **in-Bond INR Government category (10 years)** in the **Lipper Fund Awards Ceremony of 2022.**
- SBI Funds Management Ltd was the winner under **Overall Group Award** in the **Lipper Fund Awards Ceremony of 2022.**
- SBI Funds Management Ltd was the winner under **Mixed Asset Group** in the **Lipper Fund Awards Ceremony of 2022.**

SBI PENSION FUNDS PRIVATE LIMITED (SBIPFPL)

(₹ in Crore)

Name of the subsidiary company	Ownership (SBI Interest)	% of ownership	Net Profit (Losses) in FY2023
SBI Pension Funds Private Limited.*	18	60	54

*SBI Capital Markets Limited and SBI Funds Management Limited are holding 20% equity each in the Company.

SBIPFPL has been appointed as the Pension Fund Manager (PFM) to manage the pension corpus under the National Pension System (NPS). SBIPFPL is one of the three PFMs appointed by the Pension Fund

Regulatory & Development Authority (PFRDA) for the management of Pension Funds under the NPS for Central Government (except Armed Forces) and State Government employees. The Company has got

the license to operate as PoP (Point of Presence) in the year 2019 for on-boarding of NPS subscribers.

The Company has earned net profit of ₹53.51 Crore for FY2023. The total Assets Under Management (AUM) of the Company as on 31st March 2023 is ₹3,39,006 Crore (YoY growth of 20.01%) against ₹2,82,476 Crore on 31st March 2023. The Company maintains lead position among 10 PFMs in terms of AUM with market share of 37.71 %.

SBI PAYMENT SERVICES PRIVATE LIMITED (SBI PAYMENTS)

(₹ in Crore)

Name of the subsidiary company	Ownership (SBI Interest)	% of ownership	Net Profit (Losses) in FY2023
SBI Payments	4.50	74	159

SBI Payments is one of the largest acquirers in the country with more than 2.93 Million Merchant Payment Acceptance Touch Points and over 1.14 Million PoS machines as on 31st March 2023 distributed across geographies (Tier 1 to Tier 6).

During FY2023, in order to encourage the Government's vision of a less cash economy and promote digital payments,

SBI Payments has facilitated the acceptance of e-₹UPI prepaid vouchers through the YONO SBI Merchant application (SoftPoS) for Direct Benefit Transfer projects initiated by many State Governments. In addition to existing channels for merchant onboarding, the Company has started partnering with major Payment Facilitators to expand its reach pan India. Some of the other key

initiatives taken by the Company during the financial year are the launch of the Self-Onboarding functionality on the YONO SBI Merchant Application (SoftPoS), the acquisition of 26 toll plazas on the Mumbai-Nagpur Samriddhi Mahamarg, offering customised solutions to various merchant categories for digitisation payment collection for utility bills, temple ticket bookings temple donations, etc., and the introduction of WhatsApp Servicing which permits merchants to raise service requests for their PoS terminals directly through WhatsApp, etc. The Company has posted a net profit of ₹159.34 Crore for FY2023.

SBI SG GLOBAL SECURITIES SERVICES PRIVATE LIMITED (SBI-SG)

(₹ in Crore)

Name of the subsidiary company	Ownership (SBI Interest)	% of ownership	Net Profit (Losses) in FY2023
SBI SG Global Securities Services Pvt. Ltd.	52	65	88

SBI-SG is a joint venture between the State Bank of India and Société Générale with 65% equity holding by SBI. The company commenced commercial operations in 2010 and provides custodial services with end-to-end support on clearing & settlement, Cash & forex solutions, asset servicing, derivatives clearing, gold custody for gold ETFs to Domestic (MFs, AIF, PMS, Banks, Corporates) and Foreign Investors (FPI, FDI, FVCI).

The company is managing AUC (Assets under Custody) of ₹15,29,613 Crore and AUA (Assets Under Administration) of ₹11,33,448 Crore as on 31st March 2023. The Company's Net Profit stands at ₹87.55 Crore for FY2023.

SBI-SG plays a crucial role in the overall start-up strategy of the SBI group by providing custody and fund accounting services to the AIF players.

SBI-SG maintains high-quality standards as evidenced by various certifications like ISAE 3402, ISO 27001:2013 and ISO 9001:2015.

Awards and Recognition received during the year include:

- Rated as **Market Outperformer, Global Outperformer and Category Outperformer** in the **Agent Banks Emerging Markets Survey -2022** by Global Custodian, a renowned magazine.
- Received an Award for **Consistent outperformance** at the "**Leaders in Custody**" event.
- Received the award "**Best Local Custodian in India**" at the **Best of Best Awards event of Asia Asset Management**.



STATE BANK OPERATIONS SUPPORT SERVICES PVT LTD (SBOSS)

(₹ in Crore)

Name of the subsidiary company	Ownership (SBI Interest)	% of ownership	Net Profit (losses) 9M FY2023
State Bank Operations Support Services Pvt. Ltd.	10	100	3

State Bank Operations Support Services Pvt Ltd (SBOSS) is a wholly owned subsidiary of SBI set up in July 2022 for providing operations support services at RUSU branches of SBI. SBOSS has its Registered Office in New Delhi. The subsidiary is providing support services to SBI in Agri/MSME/Microloans and will also work as a Corporate Business Correspondent of SBI.

SBOSS deploys Feet-On-Street (FOS) at RUSU Branches of your Bank with appropriate technology support for

doorstep services to customers at a competitive cost. It is providing support to more than 5000 RUSU branches across 17 Circles of your Bank. This facilitates greater Financial Inclusion through the provision of appropriate credit linkages as a part of its national development goals.

The company has developed a robust Pan India **"High Tech"**, **"High Touch"** and **"Low Cost"** model for providing multidimensional support to operations in Agri & SME segments.



Awarded "India's Best Annual Report Award - 2022"

MANAGEMENT DISCUSSION & ANALYSIS (MDA)

In terms of compliance with the SEBI (Listing Obligations & Disclosure Requirements) (Amendment) Regulations 2018, following ratios have changed by more than 25%, as per details given below:

(in %)	Mar 22	Mar 23	Variation (bps)	% Change
Net Profit Margin	10.02	13.62	360	35.92
ROE	13.92	19.43	551	39.60

Net Profit Margin:

Net Profit registered **YoY growth of 58.58%** (from Net profit of ₹31,676 Crore in FY2022 to Net Profit of ₹50,232 Crore in FY2023) as against **YoY growth of 16.68%** in **Total Income** (from ₹3,16,021 Crore in FY2022 to ₹3,68,719 Crore in FY2023).

Return on Net worth (ROE):

Net Profit registered **YoY growth of 58.58%** (from Net profit of ₹31,676 Crore in FY2022 to Net Profit of ₹50,232 Crore in FY2023) as against **YoY growth of 14.99%** in Net Worth of your Bank (from ₹2,40,502 Crore in FY2022 to ₹2,76,563 Crore in FY2023).

RESPONSIBILITY STATEMENT

The Board of Directors hereby states:

- that in the preparation of the annual accounts, the applicable accounting standards have been followed along with proper explanation relating to material departures;
- that they have selected such accounting policies and applied them consistently and made judgements and estimates as are reasonable and prudent, so as

to give a true and fair view of the state of affairs of your Bank as on the 31st March 2023, and of the profit and loss of Your Bank for the year ended on that date;

- that they have taken proper and sufficient care for the maintenance of adequate accounting records in accordance with the provisions of the Banking Regulation Act, 1949 and State Bank of India Act, 1955 for safeguarding the assets of your Bank and preventing and detecting frauds and other irregularities;
- that they have prepared the annual accounts on a going concern basis;
- that the internal financial controls had been laid down, to be followed by your Bank and that such internal financial controls are adequate and were operating effectively; and
- that proper system had been devised to ensure compliance with the provisions of all applicable laws and that such systems were adequate and operating effectively.

ACKNOWLEDGEMENT

During the year, Shri Ashwani Bhatia, Managing Director, superannuated on 31st May 2022 and Shri Alok Kumar Choudhary was appointed as Managing Director on the Board w.e.f. 7th June 2022. Dr. Vivek Joshi was nominated as Director on the Board u/s 19 (e) of SBI Act, 1955, w.e.f. 15th November 2022 vice Shri Sanjay Malhotra. Shri Sanjeev Maheshwari retired from the Board on 19th December 2022 upon completion of his term.

The Directors place on record their appreciation for the contributions made by Shri Ashwani Bhatia, Shri Sanjay Malhotra, and Shri Sanjeev Maheshwari to the deliberations of the Board.

The Directors welcome Shri Alok Kumar Choudhary and Dr. Vivek Joshi as new Directors on the Board.

The Directors also express their gratitude for the guidance and co-operation received from the Government of India, RBI, SEBI, IRDA and other government and regulatory agencies.

The Directors also thank all the valued clients, shareholders, Banks and financial institutions, stock exchanges, rating agencies and other stakeholders for their patronage and support and take this opportunity to express their appreciation for the dedicated and committed team of employees of your Bank.

For and on behalf of the
Central Board of Directors

- Chairman

Date: 18th May 2023



Corporate Governance Report

Corporate Governance Report

THE BANK'S PHILOSOPHY ON CODE OF GOVERNANCE

State Bank of India is committed to the best practices in the area of Corporate Governance, in letter and in spirit. The Bank believes that good Corporate Governance is much more than complying with legal and regulatory requirements. Good governance facilitates effective management and control of business, enables the Bank to maintain a high level of business ethics and to optimise the value for all its stakeholders. The objectives can be summarised as:

- To protect and enhance shareholder value.
- To protect the interest of all other stakeholders such as customers, employees and society at large.
- To ensure transparency and integrity in communication and to make available full, accurate and clear information to all concerned.
- To ensure accountability for performance and customer service and to achieve excellence at all levels.
- To provide corporate leadership of highest standard for others to emulate.

The Bank is Committed to:

- Ensuring that the Bank's Board of Directors meets regularly, provides effective leadership and insights in business and functional matters and monitors Bank's performance.
- Establishing a framework of strategic control and continuously reviewing its efficacy.
- Establishing clearly documented and transparent management processes for policy development, implementation and review,

decision-making, monitoring, control and reporting.

- Providing free access to the Board to all relevant information, advices and resources as are necessary to enable it to carry out its role effectively.
- Ensuring that the Chairman has the responsibility for all aspects of executive management and is accountable to the Board for the ultimate performance of the Bank and implementation of the policies laid down by the Board. The role of the Chairman and the Board of Directors are also guided by the SBI Act, 1955 with all relevant amendments.
- Ensuring that a senior executive is made responsible in respect of compliance issues with all applicable statutes, regulations and other procedures, policies as laid down by the GOI/RBI and other regulators and the Board, and reports deviations, if any.

The Bank has complied with the provisions of Corporate Governance as per SEBI (Listing Obligations & Disclosure Requirements) Regulations, 2015 (as amended from time to time) except where the provisions of these regulations are not in conformity with SBI Act and SBI General Regulations, 1955 and the directives issued by RBI/GOI. A report on the implementation of these provisions of Corporate Governance in the Bank is furnished below:

Central Board: Role and Composition

State Bank of India was formed in 1955 by an Act of the Parliament, i.e., The State Bank of India Act, 1955 (SBI Act). A Central Board of Directors was constituted according to the Act.

The Bank's Central Board draws its powers from and carries out its functions in compliance with the provisions of SBI Act & Regulations 1955. Its major roles include, among others,

- Overseeing the risk profile of the Bank;
- Monitoring the integrity of its business and control mechanisms;
- Ensuring expert management, and
- Maximising the interests of its stakeholders.

The Central Board is headed by the Chairman, appointed under section 19(a) of SBI Act. Four Managing Directors are appointed as members of the Board under section 19(b) of SBI Act. The Chairman and Managing Directors are Whole Time Directors. As on 31st March 2023, there were seven Non-Executive Directors on the Board who are eminent professionals representing Technology, Accountancy, Finance, Economics and Academics. The composition of the Central Board, as on 31st March 2023, was as under:

- Chairman appointed by the Central Government in consultation with the RBI u/s 19(a)
- four Managing Directors, appointed by the Central Government in consultation with the RBI u/s 19(b)
- four directors, elected by the Shareholders under Section 19(c),
- one director, nominated by the Central Government under Section 19(d),
- one director, nominated by the Central Government under Section 19(e), and
- One director, nominated by the Central Government on the recommendations of the RBI under Section 19(f).

The composition of the Board complies with provisions laid down in Regulation 17(1) of SEBI (Listing Obligations & Disclosure Requirements) Regulations, 2015 to the extent that they don't violate the provisions provided u/s 19 of SBI Act, 1955. There is no inter-se relationship between Directors.

A brief resume of each of the Non- Executive Directors is given in Annexure-I. Particulars of the directorships/ memberships held by all the Directors in various Boards/ Committees are given in Annexure II and the details of their Shareholding in the Bank are mentioned in Annexure III.

Meetings of the Central Board

The Bank's Central Board is required to meet a minimum of six times in a year. During the year 2022-23, fifteen Central Board Meetings were held. The dates of the meetings and attendance of the directors are as under:

Dates & Attendance of Directors at Board Meetings During 2022-23

No. of Meetings held: 15

Dates of the Meetings: 11.04.2022, 27.04.2022, 13.05.2022, 22.06.2022, 20.07.2022, 06.08.2022, 17.09.2022, 10.10.2022, 05.11.2022, 14.12.2022, 23.12.2022, 23.01.2023, 03.02.2023, 04.03.2023, 29.03.2023

Name of the Director	No. of Meetings held after nomination/ election / during incumbency	No. of Meetings attended
Shri Dinesh Kumar Khara, Chairman	15	15
Shri Challa Sreenivasulu Setty, MD	15	15
Shri Ashwani Bhatia, MD (upto 31.05.2022)	03	02
Shri Swaminathan J, MD	15	13
Shri Ashwini Kumar Tewari, MD	15	15
Shri Alok Kumar Choudhary, MD (w.e.f. 07.06.2022)	12	12
Shri B. Venugopal	15	15
Dr. Ganesh Natarajan	15	12
Shri Ketan S. Vikamsey	15	15
Shri Mrugank M. Paranjape	15	12
Shri Sanjeev Maheshwari (upto 19.12.2022)	10	09
Shri Prafulla P. Chhajed	15	15
Shri Sanjay Malhotra (upto 15.11.2022)	09	02
Dr. Vivek Joshi (w.e.f. 15.11.2022)	06	04
Shri Anil Kumar Sharma	15	07

Executive Committee of the Central Board

The Executive Committee of the Central Board (ECCB) is constituted in terms of Section 30 of the SBI Act, 1955. The State Bank of India General Regulations (46 & 47) provide that, subject to the general or special directions of the Central Board, ECCB may deal with any matter within the competence of the Central Board. In

terms of SBI Act, ECCB consists of the Chairman, the Managing Directors, the Director nominated under Section 19(f) of the SBI Act, and all or any of the other Directors who are normally residents, or may, for the time being, be present at any place within India where the meeting is held. Further, in terms of RBI Guidelines dated 26th April 2021 on 'Corporate Governance in Banks -Appointment

of Directors and Constitution of Committees of the Board', the Chair of the ACB is not a part of the ECCB. The ECCB meetings are held weekly as per the SBI Act. During the year 2022-23, fifty two meetings of the ECCB were held. The details of attendance of ECCB Meetings during the year 2022-23 are as under:

Attendance of Directors at ECCB Meetings During 2022-23

No. of Meetings held: 52

Directors	No. of Meetings held after nomination/ election/ during incumbency	No. of Meetings attended
Shri Dinesh Kumar Khara, Chairman	52	51
Shri Challa Sreenivasulu Setty, MD	52	47
Shri Ashwani Bhatia, MD (upto 31.05.2022)	08	06
Shri Swaminathan J, MD	52	43
Shri Ashwini Kumar Tewari, MD	52	44
Shri Alok Kumar Choudhary, MD (w.e.f. 07.06.2022)	43	37
Shri B. Venugopal	52	42
Shri Mrugank M. Paranjape	52	37
Shri Sanjeev Maheshwari (upto 19.12.2022)	37	26
Shri Prafulla P. Chhajed	52	43
Shri Anil Kumar Sharma	52	23
Directors who are normally not residents of the place of Meetings but were present on the day at the place where the meeting was held/ participated through Video conferencing:		
Dr. Ganesh Natarajan	-	37

Other Board Level Committees:

In terms of the provisions of SBI Act and General Regulations, 1955 and Govt./ RBI/SEBI guidelines, the Central Board has constituted other nine Board Level Committees viz. Audit Committee of the Board, Risk Management Committee of the Board, Stakeholders Relationship Committee cum Customer Service Committee of the Board, Special Committee of the Board for Monitoring of Large Value Frauds, IT Strategy Committee, Corporate Social Responsibility Committee, Nomination & Remuneration Committee of the Board, Board Committee to Monitor Recovery and Committee to Review the Identification of Wilful Defaulters/ Non- Co- operative Borrowers. These Committees provide effective professional support in Board Oversight in key areas like Audit & Accounts, Risk Management, resolution of Shareholders'/Investors' grievances, Fraud Review and Control, Review of customer service and

redressal of customer grievances, Technology Management, Corporate Social Responsibilities, Oversight on Recovery of Loans and Advances, Review of identification of Wilful Defaulters/ Non-Co-operative Borrowers and arrive at the 'fit and proper' status of candidates filing nominations for election of Directors. While the Nomination & Remuneration Committee (NRC) meets at least once a year, the other Committees meet periodically, once in a quarter generally, to deliberate on policy issues and/or review domain performance, as per the calendar of reviews approved by the Central Board. The Committees also call external specialists, besides drawing upon the services of top executives from the Bank, as and when needed.

The minutes and proceedings containing brief reports on the discussions held at the meetings of the Committees are placed before the Central Board.

Audit Committee of the Board

The Audit Committee of the Board (ACB) was constituted on 27th July 1994 and last re-constituted on the 23rd December 2022. The ACB functions as per RBI guidelines and complies with the provisions of SEBI (Listing Obligations & Disclosure Requirements) Regulations, 2015, as amended from time to time to the extent that they do not violate the directives/ guidelines issued by RBI.

Functions of ACB

- ACB provides direction and also oversees the operation of the total audit function in the Bank. Total audit function implies the organisation, operationalisation and quality control of internal audit and inspection within the Bank and follow-up on the statutory/external audit, compliance of RBI inspection. It also appoints Statutory Auditors of the Bank and reviews their performance from time to time.

b. ACB reviews the Bank's financial, Risk Management, IS Audit Policies and Accounting Policies/ Systems of the Bank to ensure greater transparency.

c. ACB reviews the internal inspection/ audit plan and functions in the Bank – the system, its quality and effectiveness in terms of follow-up. It also, especially, focuses on the follow up of :

- KYC-AML guidelines;
- Major areas of housekeeping;
- Compliance of SEBI (Listing Obligations & Disclosure Requirements) Regulations, 2015. The terms of reference and role of the Audit Committee was reviewed by the Central Board at its meeting held on

06.03.2019 in line with the SEBI (LODR) Amendments Regulations, 2018 which were effective from 1st April 2019.

d. It obtains and reviews reports from the Compliance Department in the Bank.

e. ACB follows up on all the issues raised in RBI's Risk Based Supervision under Section 35 of Banking Regulation Act, 1949 and Long Form Audit Reports of the Statutory Auditors and other Internal Audit Reports. It interacts with the external auditors before the finalisation of the annual/ quarterly financial accounts and reports. A formal 'Audit Charter' or 'Terms of Reference' of the Audit Committee has been approved by the Central Board and a calendar

of Reviews to be submitted to the Audit Committee is also in place, which is updated periodically, the last revision effected from 27th April 2022.

Composition & Attendance During 2022-23

The ACB has five non-executive Directors as members as on 31.03.2023. The ACB has a regular chairperson and is chaired by a Non-Executive Independent Director. The constitution and quorum requirements, as per RBI/ SEBI guidelines, are complied with. During the year, twelve meetings of ACB were held to review the various matters connected with the internal control, systems and procedures and other aspects as required in terms of RBI/SEBI guidelines.

Dates of Meetings of ACB Held & Attendance of Directors During 2022-23

No. of Meetings held: 12

Dates of the Meetings: 13.04.2022, 12.05.2022, 15.06.2022, 13.07.2022, 05.08.2022, 07.09.2022, 03.10.2022, 04.11.2022, 07.12.2022, 04.01.2023, 03.02.2023, 15.03.2023

Directors	No. of Meetings held after nomination/ election/ during incumbency	No. of Meetings attended
Shri Ketan S. Vikamsey (Chairman of the Committee)	12	12
Shri B. Venugopal	12	11
Dr. Ganesh Natarajan	12	06
Shri Mrugank M. Paranjape	12	11
Shri Sanjeev Maheshwari (Member upto 19.12.2022)	09	07
Shri Anil Kumar Sharma (Member w.e.f. 23.12.2022)	03	00

Risk Management Committee of the Board

The Risk Management Committee of the Board (RMCB) was constituted on 23rd March 2004, to oversee the policy and strategy for integrated risk management relating to credit risk, market risk and

operational risk. The Committee was last reconstituted on 23rd December 2022 and has seven members. The Non- executive Independent Director is the Chairman of the Committee. RMCB meets a minimum of four times a year, once in each quarter.

During 2022- 23, six meetings of the RMCB were held. The terms of reference and role of RMCB was reviewed by the Central Board on 06.03.2019 in line with the SEBI (LODR) Amendments Regulations, 2018 which were effective from 1st April 2019.

Dates of Meetings of RMCB Held & Attendance of Directors During 2022-23

No. of Meetings held: 06

Dates of the Meetings: 17.06.2022, 02.09.2022, 04.10.2022, 29.11.2022, 24.01.2023, 24.03.2023

Name of the Director	No. of Meetings held after nomination/ election / during incumbency	No. of Meetings attended
Shri Mrugank M. Paranjape (Chairman of the Committee)	06	06
Shri Ashwani Bhatia, MD (Member upto 31.05.2022)	00	00
Shri Swaminathan J, MD	06	01
Shri Ashwini Kumar Tewari, MD, (Member w.e.f. 07.06.2022)	06	05
Shri Challa Sreenivasulu Setty, MD (As Alternate Member)	--	01
Shri Alok Kumar Choudhary, MD (As Alternate Member)	--	04
Shri B. Venugopal	06	04
Dr. Ganesh Natarajan	06	03
Shri Ketan S. Vikamsey	06	06
Shri Sanjeev Maheshwari (Member upto 19.12.2022)	04	04
Shri Prafulla P. Chhajed	06	06

Stakeholders Relationship Committee (SRC) Cum Customer Service Committee of the Board (CSCB)

In pursuance of Regulation 20 of SEBI (Listing Obligations & Disclosure Requirements) Regulations, 2015, Stakeholders Relationship Committee (SRC) [earlier known as Shareholders'/ Investors' Grievance Committee of the Board (SIGCB), formed on 30th January 2001] was formed to look into the redressal of Shareholders' and Investors' complaints regarding transfer of shares, non-receipt of annual report, non-

receipt of interest on bonds/declared dividends, etc. The Customer Service Committee of the Board (CSCB) was constituted on the 26th August 2004, to bring about ongoing improvements on a continuous basis in the quality of customer service provided by the Bank. In line with the view expressed in the RBI's Discussion Paper on "Governance in Commercial Banks in India" published on its website on 11th June 2020, and with a view to rationalise the number of Board Level Committees, the merger of Stakeholders Relationship Committee (SRC) and Customer Service Committee

of the Board (CSCB) was approved by the Central Board in its meeting dated 25.06.2020 and the merged Committee was named as Stakeholders Relationship Committee cum Customer Service Committee of the Board and became effective from 26.06.2020. The Committee was last reconstituted on 23rd December 2022 and has six members. It is chaired by a Non- Executive Independent Director. The composition of the Committee and its role complies with the SEBI Regulations. The Committee i.e., Stakeholders Relationship Committee cum Customer Service Committee of the Board met four times during 2022-23.

Dates of Meetings of SRC cum CSCB Held & Attendance of Directors During 2022-23

No. of Meetings held: 4

Dates of the Meetings: 14.06.2022, 19.09.2022, 20.12.2022, 14.03.2023

Name of the Director	No. of Meetings held after nomination/ election / during incumbency	No. of Meetings attended
Shri B. Venugopal, Chairman of the Committee	04	04
Dr. Ganesh Natarajan	04	03
Shri Ketan S. Vikamsey	04	04
Shri Sanjeev Maheshwari (upto 19.12.2022)	02	02
Shri Prafulla P. Chhajed	04	01
Shri Challa Sreenivasulu Setty, MD	04	03
Shri Swaminathan J, MD (Member upto 21.06.2022)	01	01
Shri Alok Kumar Choudhary, MD (Member w.e.f. 22.06.2022)	03	03

Number of Shareholders complaints received during the year:	289
Number not solved to the satisfaction of shareholders:	Nil
Number of Pending Complaints: (Complaints which are sub-judice):	Nil
Name and designation of Compliance officer:	Smt. Shima Devi (AGM Compliance & Company Secretary)

Special Committee of the Board for Monitoring of Large Value Frauds

The Special Committee of the Board for monitoring of Large Value Frauds (SCBMF) was constituted on the 29th March 2004.

The major functions of the Committee are to monitor and review all large value frauds with a view to identifying systemic lacunae, if any, reasons for delay in detection and reporting, if any, monitoring progress of CBI/Police investigation, recovery position, ensuring that staff accountability exercise is completed

quickly, reviewing the efficacy of remedial action taken to prevent recurrence of frauds and putting in place suitable preventive measures. The Committee was last reconstituted on the 23rd December 2022 and has six members and is chaired by a Non-Executive Director. The Committee met six times during 2022-23:

Dates of Meetings of (SCBMF) Held & Attendance of Directors During 2022-23

No. of Meetings held: 6

Dates of the Meetings: 17.05.2022, 23.06.2022, 17.08.2022, 26.09.2022, 06.12.2022, 16.02.2023

Name of the Director	No. of Meetings held after nomination/ election / during incumbency	No. of Meetings attended
Shri Sanjeev Maheshwari (Chairman of the Committee upto 19.12.2022)	05	05
Shri Prafulla P. Chhajed (Chairman of the Committee w.e.f. 23.12.2022)	06	06
Shri B. Venugopal (Member upto 21.06.2022)	01	01
Dr. Ganesh Natarajan (Member w.e.f. 23.12.2022)	01	01
Shri Ketan S. Vikamsey	06	05
Shri Mrugank M. Paranjape (Member w.e.f. 22.06.2022)	05	03
Shri Challa Sreenivasulu Setty, MD (Member upto 21.06.2022)	01	01
Shri Swaminathan J, MD (Member upto 21.06.2022)	01	01
Shri Swaminathan J, MD (As Alternate Member)	--	01
Shri Ashwini Kumar Tewari, MD (Member w.e.f. 22.06.2022)	05	04
Shri Alok Kumar Choudhary, MD (Member w.e.f. 22.06.2022)	05	04

IT Strategy Committee of the Board

With a view to tracking the progress of the Bank's IT initiatives, the Bank's Central Board constituted a Technology Committee of the Board on 26th August 2004. The Technology Committee has been renamed as IT Strategy Committee of the Board w.e.f. 24th October 2011. The Committee has played a strategic role in the Bank's technology domain. The Committee is entrusted with the following roles and responsibilities:

- (i) approving IT strategy and policy documents, ensuring that the management has put an effective strategic planning process in place;
 - (ii) ensuring that the IT Organisational structure complements the business model and its directions;
 - (iii) ensuring IT investments represent a balance of risks and benefits and that budgets are acceptable;
 - (iv) evaluating effectiveness of management's monitoring of IT risks and overseeing the aggregate funding of IT at the Bank level; and
 - (v) reviewing IT performance measurement and contribution of IT to businesses (i.e. delivering the promised value).
- The Committee was last reconstituted on the 23rd December 2022 with six members and is chaired by a Non-Executive Director. The Committee met five times during 2022-23.

Dates of Meetings of ITSC Held & Attendance of Directors During 2022-23

No. of Meetings held: 5

Dates of the Meetings: 24.05.2022, 23.08.2022, 27.10.2022, 12.12.2022, 06.03.2023

Name of the Director	No. of Meetings held after nomination/ election / during incumbency	No. of Meetings attended
Dr. Ganesh Natarajan, Chairman of the Committee	05	05
Shri Challa Sreenivasulu Setty, MD (Member w.e.f. 22.06.2022)	04	04
Shri Swaminathan J, MD (Member upto 21.06.2022)	01	01
Shri Ashwini Kumar Tewari, MD	05	04
Shri B. Venugopal	05	04
Shri Ketan S. Vikamsey	05	05
Shri Mrugank M. Paranjape (Member upto 21.06.2022)	01	01
Shri Prafulla P. Chhajed	05	05

Corporate Social Responsibility Committee

The Corporate Social Responsibility Committee (CSRC) was constituted on the 24th September 2014 as a measure

of good corporate governance to review the activities undertaken by the Bank under Corporate Social Responsibility Policy. The Committee was last reconstituted on the 23rd

December 2022 and has six members. The Senior Managing Director on the Committee chairs the proceedings. During the year 2022-23, five meetings of the Committee were held.

Dates of Meetings of CSRC Held & Attendance of Directors During 2022-23

No. of Meetings held: 05

Dates of the Meetings: 19.04.2022, 11.08.2022, 01.11.2022, 06.12.2022, 13.02.2023

Name of the Director	No. of Meetings held after nomination/ election / during incumbency	No. of Meetings attended
Shri Challa Sreenivasulu Setty, MD (Chairman of the Committee)	05	04
Shri Ashwani Bhatia, MD (upto 31.05.2022)	01	01
Shri Alok Kumar Choudhary, MD (Member w.e.f. 22.06.2022)	04	03
Shri Swaminathan J. (As Alternate Member)	-	01
Shri B. Venugopal	05	04
Dr. Ganesh Natarajan	05	03
Shri Ketan S. Vikamsey (Member upto 21.06.2022)	01	01
Shri Mrugank M. Paranjape	05	03
Shri Prafulla P. Chhajed	05	05

Nomination and Remuneration Committee of the Board

RBI vide its Master Direction DBR. Appt. No: 9/29.67.001/2019-20 dated 2nd August 2019, and Government of India vide its letter No. F. No 16/19/2019-BO.I dated 30.08.2019 have directed the Bank to constitute a single Nomination and Remuneration

Committee (NRC) and accordingly a single NRC was constituted w.e.f. 25th October 2019.

The Committee carries out necessary due diligence and arrive at the 'fit and proper' status of candidates filing nominations for election for the post of shareholder Director. In addition, NRC also, inter alia, formulates the

criteria/ framework for evaluation of performance of the Board, Board Level Committees, and the Directors. The Committee was last reconstituted on 23rd December 2022. The Committee has four non- executive Directors as members. The Committee meets at least once a year. In FY2023, NRC met once.

Dates of Meetings of NRC Held & Attendance of Directors during 2022 - 23

No. of Meetings held: 1

Dates of the Meetings: 07.12.2022

Name of the Director	No. of Meetings held after nomination/ election / during incumbency	No. of Meetings attended
Shri B. Venugopal (Chairman of the Committee)	01	01
Dr. Ganesh Natarajan	01	01
Shri Ketan S. Vikamsey	01	01
Shri Mrugank M. Paranjape	01	01
Shri Sanjeev Maheshwari (Member upto 19.12.2022)	01	01

Board Committee to Monitor Recovery

In terms of Govt. of India advice, a Board Committee to Monitor Recovery was constituted by the Central Board at its meeting held on 20th December 2012 for overseeing Recovery of Loans and Advances. The Committee was last reconstituted on 23rd December 2022. It has nine members consisting of Chairman, four Managing Directors and four Non-Executive Directors including the Govt. of India Nominee Director. The Committee met five times during the year and reviewed large NPA accounts of the Bank the overall NPA management.

Review Committee for Identification of Wilful Defaulters/ Non-Co-Operative Borrowers

The Committee was constituted by the Central Board in its meeting held on 17th May 2016 in terms of RBI instructions. The Managing Director-Risk, Compliance & SARG is Chairman of the Committee, and four Non-Executive Directors are members.

The role of this Committee is to review the Order of the "Committee for Identification of Wilful Defaulters/Non-Co-operative Borrowers" (a committee comprising Dy. Managing Director and Senior Executives of the Bank to examine the facts and record the fact of

the Borrower being a Wilful Defaulter/ Non-Co-operative Borrower) and confirm the same for the Order to be considered final.

The Committee met eight times during the year 2022-23.

Local Boards

In terms of the provisions of SBI Act and General Regulations 1955, at every centre where the Bank has a Local Head Office (LHO), Local Boards/Committees of Local Boards are functional. The Local Boards exercise such powers and perform such other functions and duties delegated to them by the Central Board. As on 31st March 2023, Local Boards at two LHOs and Committees of the Local Boards at the remaining fifteen LHOs were functional. The Minutes and Proceedings of the meetings of Local Boards/ Committees of Local Boards are placed before the Central Board.

Sitting Fees

The remuneration of the Whole Time Directors is prescribed by GOI from time to time. Non-Executive Non-Official Directors of the Bank are paid Sitting Fee for attending the meetings the Board/ Committees of the Board. No remuneration, other than the Sitting Fee for attending meetings of Board and/or its Committees, is paid to Non-Executive Directors. The amount of

Sitting Fees is guided by GoI guidelines and is approved by the Central Board of the Bank. With effect from 25th October 2019, Sitting Fees of ₹70,000/- is paid for attending the Meetings of the Central Board and ₹30,000/- for attending the meetings of other Board level Committees. Details of Sitting fees paid during the year 2022-23 are placed in Annexure-IV.

Compliance with Bank's Code of Conduct

The Directors on the Bank's Central Board and Senior Management have affirmed compliance with the Bank's Code of Conduct for the financial year 2022-23. Declaration to this effect signed by the Chairman is placed in Annexure-V. The Code of Conduct is also posted on the Bank's website.

Developments During the Year

1. Number of awareness programmes for the Board of Directors were arranged during the year. This included emerging issues of financial sector like ESG, Credit delivery to specific sectors, Information security etc. In addition, the Board Members were also briefed on the strategies being implemented by the business groups, the Bank's Subsidiaries, IT Developments,

IT & Cyber Security, HR & Training, Corporate Governance, Assurance function, etc. Some of the presentations made to the Board of Directors included:

- Presentation on Cyber Security: Incidents and Governance
- Presentation on T-Bill linked pricing
- Presentation on Emerging landscape of Banking & Financial Markets
- Presentation on specific sectors like Real Estate, Renewable energy, Steel industry etc.
- Presentation on NBFC Sector by CRISIL
- Presentation on Power Distribution Utilities
- Presentation on 5G impact on Optical Fibre
- Presentation on AI/ML based Early Warning Signals (EWS)

The Directors also attended Seminars/ Meetings convened by Government of India and Professional bodies like IDRBT/ CAFRAL (sponsored by RBI) during the year.

2. **Performance Evaluation of the Board:** With an objective to continuously improve corporate governance, a reputed external consulting organisation assisted the Bank in laying down parameters

for Performance evaluation of Directors, Chairman, Board Level Committees and Central Board as a whole, and also facilitated the performance evaluation process. The Nomination and Remuneration Committee of the Board had approved the framework/criteria for the said performance evaluation. The parameters for evaluation and the overall process were aligned to the provisions of the SEBI (Listing Obligations and Disclosure Requirements) Regulations, 2015 and new SEBI Guidance Note on Board Evaluation, 2017. The Performance Evaluation Exercise for FY2023 was carried out during the year.

The performance evaluation of the Board has validated the Board of Directors' confidence in the governance values of the Bank, the synergy and collaboration amongst the Board of Directors and the Top Management.

3. Keeping in mind the Bank's endeavour to stay ahead of the curve in the dynamic financial sector environment and to implement the global best practices in Corporate Governance, a Strategy Workshop (Vision 2027) was organised at Kovalam, Thiruvananthapuram on 9th and 10th January 2023 to keep the Board members and the Top Management of the Bank in alignment with the latest trend in the financial sector and to decide on

the way forward. The main purpose of the workshop was to brainstorm and ideate on the Bank's strategy on ongoing five-year period with emphasis on the emerging economic landscape, global headwinds, disruptive technologies, and emerging challenges faced from new-age players to enable the Bank in consolidating its position as the premier Bank.

4. Accordingly, presentations on various topics related to Digital Banking & Transformation, Transaction Banking, Corporate Credit, Climate Finance, Treasury Book & Balance Sheet, International Banking, Agriculture and Allied Business, MSME Business, Retail and Wealth Business, IT & Analytics, Value Creation by Subsidiaries, Stressed Assets, Customer Experience Enhancement, Human Resources, Assurance Functions etc. were made by Senior functionaries to the Board of Directors. The Board, during the workshop, laid down appropriate strategies and set goals for Business Growth and Key financial parameters.
5. During the Strategy workshop, a renowned speaker on financial sector also addressed the participants on "Ever evolving banking services in the country and the likely shape it may take going forward", benefitting the participants.

Salary And Allowances Paid to The Chairman and Managing Directors in FY2023 (₹)

Name	Basic	DA	Other	Total	Period
Dinesh Kumar Khara	2700000.00	999000.00		3699000.00	01.04.2022 to 31.03.2023
Challa Sreenivasulu Setty	2634300.00	974886.00	100234.00	3709420.00	01.04.2022 to 31.03.2023
Ashwani Bhatia	423200.00	143888.00		567088.00	01.04.2022 to 31.05.2022
Swaminathan Janakiraman	2611870.96	967118.97		3578989.93	01.04.2022 to 31.03.2023
Ashwini Kumar Tewari	2611870.96	967118.97		3578989.93	01.04.2022 to 31.03.2023
Alok Kumar Choudhary	2067020.01	778894.80	3850.00	2849764.81	07.06.2022 to 31.03.2023

Attendance at the Annual General Meeting

The Annual General Meeting (AGM) of the Bank is generally held in Mumbai where the Corporate Centre of the Bank is located. As per SBI Act, 1955 only one agenda i.e., to discuss and adopt the Balance Sheet and Profit and Loss Account of the Bank made up to the previous 31st day of March, the Director's Report and Auditor's Report thereon is placed before the shareholders in the AGM. SBI Act, 1955 and SBI General Regulations, 1955 does not provide the postal ballot facility.

The details of the last three Annual General Meetings (AGMs) of the Bank are as under:

- (i) AGM for the year 2021-22 was held on 22nd June 2022, at Mumbai by VC / OAVM at 3.00 PM and e-voting facility was provided to the shareholders as per the relaxation given by MCA and SEBI due to Covid 19 pandemic. The following Directors attended the meeting: (i) Shri Dinesh Kumar Khara (ii) Shri Challa Sreenivasulu Setty (iii) Shri Swaminathan J. (iv) Shri Ashwini Kumar Tewari (v) Shri Alok Kumar Choudhary (vi) Shri B Venugopal (vii) Dr. Ganesh Natarajan (viii) Shri Ketan S. Vikamsey (ix) Shri Mrugank M. Paranjape (x) Shri Sanjeev Maheshwari (xi) Shri Prafulla P. Chhajed (xii) Shri Anil Kumar Sharma.
- (ii) AGM for the year 2020 - 21 was held on 25th June 2021, at Mumbai by VC / OAVM at 03.00 PM and e-voting facility was provided to

the shareholders as per the relaxation given by MCA and SEBI due to Covid 19 pandemic.

- (iii) AGM for the year 2019 - 20 was held on 14th July 2020 at Mumbai by VC / OAVM at 11.00 AM and e-voting facility was provided to the shareholders as per the relaxation given by MCA and SEBI due to Covid 19 pandemic.

Disclosure

1. The Bank has not entered into any materially significant related party transactions with its Promoters, Directors or Management, their subsidiaries or relatives, etc., that may have potential conflict with the interest of the Bank at large.
2. The Bank has complied with applicable rules and regulations prescribed by stock exchanges, SEBI, RBI or any other statutory authority relating to the capital markets during the last three years. No penalties or strictures have been imposed by them on the Bank.
3. Whistle Blower Policy was introduced in your Bank vide Gol circular dated 04.11.2011 on Public Interest Disclosure & Protection of Informer (PIDPI). The said policy is reviewed from time to time. SEBI (LODR) Regulations, 2015 mandates establishment of a mechanism called "Whistle Blower Policy" to report to the Management on fraud or violation of the Bank's Code of Conduct or ethic policy. The policy is made available on the website of the Bank on www.sbi.co.in. No personnel were denied access to the Audit Committee of the Board in terms of Whistle Blower Policy.
4. Policy on materiality of related party transactions and policy for

determining 'material' subsidiaries are available on the bank's website www.sbi.co.in or https://bank.sbi under link: https://sbi.co.in/web/investor-relations/disclosureunderregulation-46 or https://bank.sbi/web/investor-relations/disclosureunderregulation-46.

5. In terms of Regulation 25(9) of SEBI (LODR) Regulations, 2015 the Central Board at its meeting held on 27.04.2022 has taken on record the Declaration and Confirmation received from Independent Directors under Regulation 25(8) of SEBI (LODR) Regulations, 2015 and Independent Directors fulfill the conditions specified under Regulation 16(1)(b) of SEBI (LODR) Regulations and are independent of the management.
6. Discretionary Requirements as specified in Part E of Schedule II of SEBI (LODR), Regulations are as follows: (i) The Bank has an Executive Chairman, appointed under Section 19(a) of the SBI Act, 1955 by the Central Government in consultation with the Reserve Bank of India (ii) The Bank prepares presentation on financial performance on quarterly basis for its investors/ analysts and submits the copy of the same, to two stock exchanges for investor's information and is also made available on Bank's official website (iii) The Bank has submitted a declaration with the stock exchanges that the Statutory Auditors of the Bank have issued Audit Report on Audited Financial Results (Standalone and Consolidated) for year ended 31st March 2023 with unmodified opinion. (iv) The Bank has separate Internal Audit Department which periodically submits its report directly to the Audit Committee of the Bank.

7. The Bank has complied with all the applicable mandatory requirements of SEBI (LODR) Regulations, 2015 and the Bank has also complied with the Corporate Governance requirements specified in Regulation 17 to 27 and clauses (b) to (i) of Regulation 46(2) and para C, D and E of Schedule V to the extent that the requirements of the Clause do not violate the provisions of State Bank of India Act 1955, the rules and regulations made there under and guidelines or directives issued by the Reserve Bank of India.
8. The securities of the Bank were not suspended from trading during the Financial Year 2022-23.

Means of Communication

The Bank strongly believes that all stakeholders should have access to complete information on its activities, performance and product initiatives. Annual, half-yearly and quarterly results of the Bank for the year 2022-23 were published in the leading newspapers of the country having wide circulation in India. The results were also displayed on the Bank's website www.sbi.co.in or [https:// bank.sbi](https://bank.sbi). Soft copies of full Annual Report is sent to all those shareholders who have registered their e-mail address(es) either with the Bank or with depositories and physical copy of Annual Report is being sent to other shareholders who specifically request for the same. The Bank's website displays,

interalia, official news releases of the Bank, the Bank's Annual Reports, Half-yearly and quarterly results and details of various product offerings. Every year, after the annual / half-yearly / quarterly results are declared, a Press-meet is held on the same day, in which the Chairman addresses and answers the queries of the media. This is followed by another meeting to which a number of investment analysts / Investors are invited. Details of the Bank's performance are discussed with the analysts / Investors in the meeting. After declaring quarterly results, press notifications are issued and copy of the same is submitted to the stock exchanges along with the copy of presentation made on Bank's performance for Investors/ Analysts.

General Information to Shareholders

The Annual General Meeting : Date: 27.06.2023, Time 03.00 PM Venue: State Bank Auditorium, State Bank Bhavan, Madame Cama Road, Mumbai 400 021, through VC/OAVM.

Financial Calendar	: 01.04.2022 to 31.03.2023
Dividend Payment Date	: 14.06.2023
Listing of securities on Stock Exchanges	: BSE Limited, Fort Mumbai and National Stock Exchange of India Limited, BKC Mumbai. GDRs are listed on London Stock Exchange (LSE), Paternoster Square London; Dollar denominated bonds are listed in Singapore Exchange Limited, SGX Center-1 Singapore. Listing fees have been paid upto date to all Stock Exchanges, including LSE.
Stock Code/CUSIP	: Stock Code 500112 (BSE), SBIN (NSE), CUSIP US 856552203 (LSE)
Share Transfer System	: As per SEBI (LODR) Regulations, 2015, transfer of securities shall be effected only in demat form with effect from 01 st April, 2019. Further, in lieu of transmission of shares, a letter of confirmation carrying all details of shares transmitted will be issued by the RTA as per SEBI guidelines. Quarterly share transfer audit and reconciliation of share capital audit are regularly carried out by an independent firm of Company Secretaries.
Registrar and Transfer Agent (Existing)	: M/s Alankit Assignments Ltd.
Unit Address	: 205-208, Anarkali Complex, E/7, Jhandelwala Extension, New Delhi - 110055
Phone Numbers	: 011-42541234, 7290071335
E-mail address	: sbi.igr@alankit.com
Address for Correspondence	: SBI, Shares & Bonds Department, Corporate Centre, 14 th Floor, State Bank Bhavan, Madame Cama Road, Nariman Point, Mumbai 400 021.
Telephone Numbers	: (022) 2274 0841 to 2274 0849
E-mail Address	: investor.complaints@sbi.co.in / dgm.snb@sbi.co.in
Name of the debenture trustees with full contact details (Capital Instruments issued in INR)	: IDBI Trusteeship Services Limited, Asian Building, Ground Floor, 17, R. Kamani Marg, Ballard Estate, Mumbai-400 001 Contact No. 91-22-4080 7006 Fax Number: 91-22-6631 1776 Axis Trustee Services Limited, Axis House, Bombay Dyeing Mills Compound Pandhurang Marg, Worli, Mumbai 400 025 Tel: +91-22-6230 0451, Fax: +91-22-6230 0700

e-Initiative: In accordance with SEBI Circular No. SEBI/HO/CFD/CMD1/CIR/P/2020/79 dated 12th May 2020, and subsequent SEBI Circular Nos. SEBI/HO/CFD/CMD2/CIR/P/2021/11 dated 15th January 2021 SEBI/HO/CFD/CMD2/CIR/P/2022/62 dated 13th May 2022 and SEBI/HO/CFD/PoD-2/P/CIR/2023/4 dated 5th January 2023 the requirements of Regulations 36 (1)(b) and (c) and Regulation 58 (1) (b) & (c) of the LODR are dispensed with and hence Annual Report will be forwarded to the shareholders at their registered mail address through electronic mode only. Further Annual Report can be downloaded from our website [https:// bank.sbi/web/investor-relations/annual-report](https://bank.sbi/web/investor-relations/annual-report).

Investors' Care

To meet various requirements of the investors regarding their holdings, the Bank has a full-fledged Department - Shares & Bonds Department - at Mumbai. The investors' grievances, whether received at the Bank's offices or at the office of the Registrar and Transfer Agents, are redressed expeditiously and monitored at the Top Management level.

Bank has decided to conduct AGM through VC/ OAVM and provide e-voting facility to the shareholders of the Bank.

In terms of Regulation 44 (6) of SEBI (LODR) Regulations, 2015 the Bank provides one

way live webcast of the proceedings of the AGM. The webcast facility will be available from 02:30 PM onwards on 27.06.2023 and the shareholders can have access at <https://www.evoting.nsdl.com/> or <https://bank.sbi>.

Capital Augmentation During FY2023

No equity capital was raised during FY2023.

Outstanding Global Depository Receipts (GDR)

At the time of issue of GDRs in 1996, two way fungibility was not permitted by the Government/RBI, i.e., if the

holder of GDR desired to obtain the underlying equity shares of the Indian Company, then such GDR was to be converted into shares of the Indian Company, but not vice versa. Later, two-way fungibility of ADRs/ GDRs was permitted by the Government of India/ RBI. The Bank has permitted two-way fungibility to the Bank's GDR programme.

The Bank had 89,16,095 GDRs as on 31st March 2023 representing 891,60,950 equity shares.

Unclaimed Shares

Category of shareholder	No. of Shareholders	Outstanding Shares
No. of shareholders and the outstanding shares lying in the Unclaimed Suspense account at the beginning of the year	1,118	2,51,646
Add- No. of e-SBBJ shareholders and the outstanding shares lying in the Unclaimed Suspense account at the beginning of the year	688	2,61,414
Total	1,806	5,13,060
No. of Shareholders, who approached the issuer for transfer of shares from the unclaimed suspense account during the year	94	49,090
No. of Shareholders, whom shares were transferred from the unclaimed suspense account during the year	94	49,090
Aggregate No. of shareholders and the outstanding shares lying in the Unclaimed Suspense account at the end of the year	1,712	4,63,970

The voting rights on such unclaimed shares shall remain frozen till the rightful owner of such shares claims the shares.

Dividend Distribution Policy

The Bank has a Dividend Distribution Policy approved by the Central Board. The Policy is available on the Bank's website under the link: <https://sbi.co.in/web/investor-relations/>

disclosure-underregulation-46 under the tab "Codes & Policies".

Qualitative Disclosure on Derivative Transactions Financial Year 2022-23

The Bank, at present, deals in over the counter (OTC) derivatives to hedge against interest rate and currency risks. It also deals in exchange traded Interest Rate Futures, Currency Futures and Currency Options.

Interest rate derivatives dealt by the Bank are Rupee Interest Rate Swaps (OIS), Foreign Currency Interest Rate Swaps (IRS), Forward Rate Agreements (FRA), Caps, Floors and Collars. Currency Derivatives dealt by the Bank are Currency Swaps (CIRS / CCS), USD/INR Options and CrossCurrency Options. The Bank also does NDO and NDF trades as permitted by RBI.

The products are offered to Bank's customers for hedging their exposures. These are also used for reducing Bank's Balance Sheet Risk. Trading / Arbitrage activities on Derivatives are done selectively within prescribed risk limits whenever opportunities are sighted.

The Bank runs USD/INR Option Book and manages Greek limits efficiently. The Bank also runs MIFOR book for making USD / INR swap prices.

Derivative transactions carry market risk i.e., the probable loss the Bank may incur caused by adverse movements in interest rates and / or exchange rates. A derivative position also carries credit risk i.e., the probable loss the Bank may incur if the counterparties fail to meet their obligations. The Bank's "Market Risk Limit Policy" approved by the Board prescribes measures to be taken to contain the risks. The market risk parameters (Greek limits, Loss limits, Cut-loss triggers, Open position limits, VaR, Modified Duration, PV01, etc.) have been clearly defined in the Policy which are strictly adhered to. For containing Credit risk, the policy stipulates customer / counterparty eligibility criteria [credit rating, tenure of relationship, availability of CEL limit, Customer Appropriateness & Suitability (CAS) testing etc.] which are strictly complied. Appropriate limits are set for the corporate counterparties by respective Business Units considering their ability to honour obligations. The Bank executes ISDA agreement with each derivatives counterparty – both corporate as well as interbank.

For each of the Interbank counterparty, a counterparty exposure limit is put in place by the Risk vertical. The Bank has executed CSA (Credit Support Annex) – a part of ISDA Master Agreement with a few counterparties. As per the

terms of CSA, collateral is posted or transferred with swap counterparties to mitigate the credit risk arising from 'in the money' derivative positions.

The Asset Liability Management Committee (ALCO) of the Bank oversees efficient management of these risks. The Bank's Market Risk Management Department (MRMD) identifies, measures and monitors market risk associated with derivative transactions. MRMD assists ALCO in controlling and managing these risks and reports compliance with policy prescriptions to the Risk Management Committee of the Board (RMCB) at regular intervals.

The accounting policy for derivatives has been drawn up in accordance with the RBI guidelines, the details of which are presented under Schedule 17: Principal Accounting Policies (PAP).

Disclosures as Required under SEBI (LODR) Regulations, 2015 (as amended from time to time)

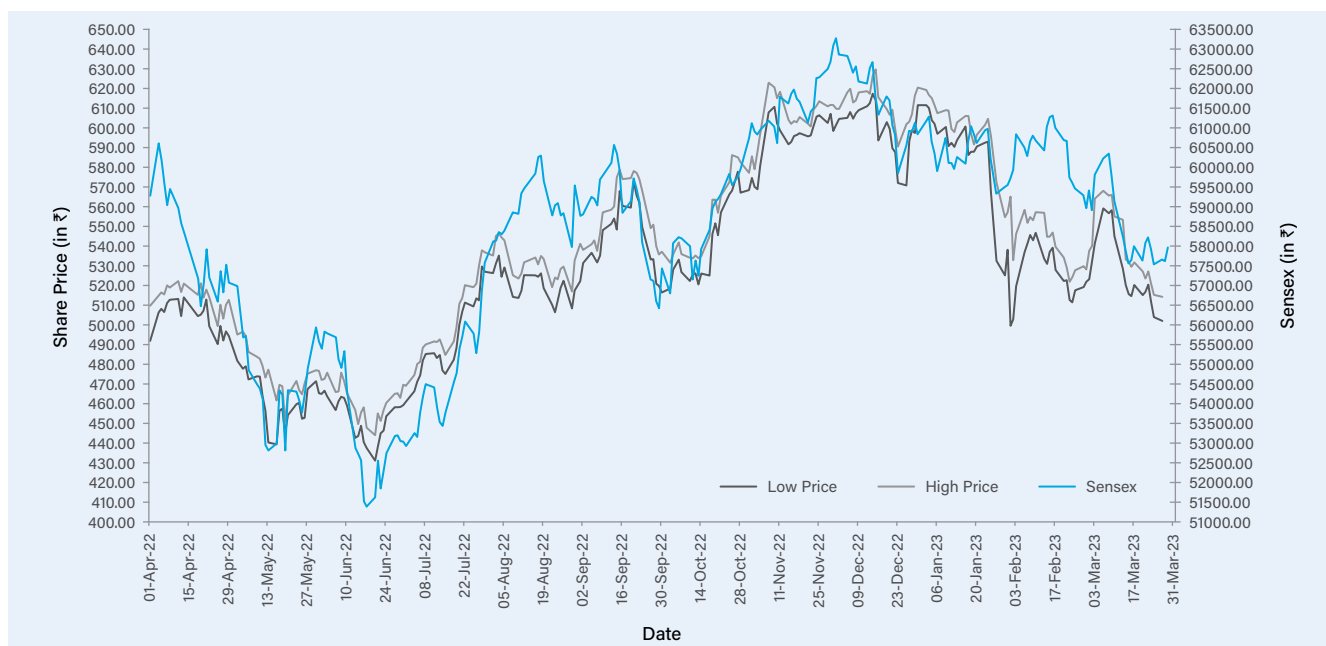
1. The Central Board of the Bank has reviewed and approved the terms of reference/ role/ reconstitution of various Board level committees viz Audit, Stakeholders Relationship, Risk Management and the Nomination and Remuneration Committee, respectively, in terms of amendment in SEBI (LODR) Regulations. The terms of reference/ role of Board Level Committees was last reviewed by the Central Board on 06.03.2019 in line with the SEBI (LODR) Amendments Regulations, 2018. The last reconstitution of the Board Level committees was approved by the Central Board in its meeting held on 23rd December 2022.

2. In terms of Regulation 24A of Listing Regulations a secretarial audit report for financial year ended 31.03.2023 is annexed to the Annual Report.
3. There is no revision in credit rating of the debt instruments.
4. During FY2022 the Bank did not raise capital through Preferential Allotment or Qualified Institutional Placement. Therefore a Nil statement of deviation/ variation in utilisation of funds raised was filed with the Stock Exchanges under Regulation 32(1) of SEBI (LODR), Regulations, 2015.
5. The Bank has obtained certificate under Regulation 34 and Schedule V of Listing Regulations and none of the Directors of the Bank have been debarred or disqualified from being appointed by any statutory authority. (Copy of Certificate attached)
6. Details of familiarisation programmes imparted for Independent Directors are disclosed on the website of the Bank under the web link: <https://sbi.co.in/web/corporate-governance/corporate-governance> under the tab "Regulatory Disclosures"
7. Total fees paid to existing Statutory Central Auditors (SCAs) during FY2022 as per the Schedule V Para C, Clause 10 (k) of Listing Regulations, is ₹5,72,01,589.00 only.

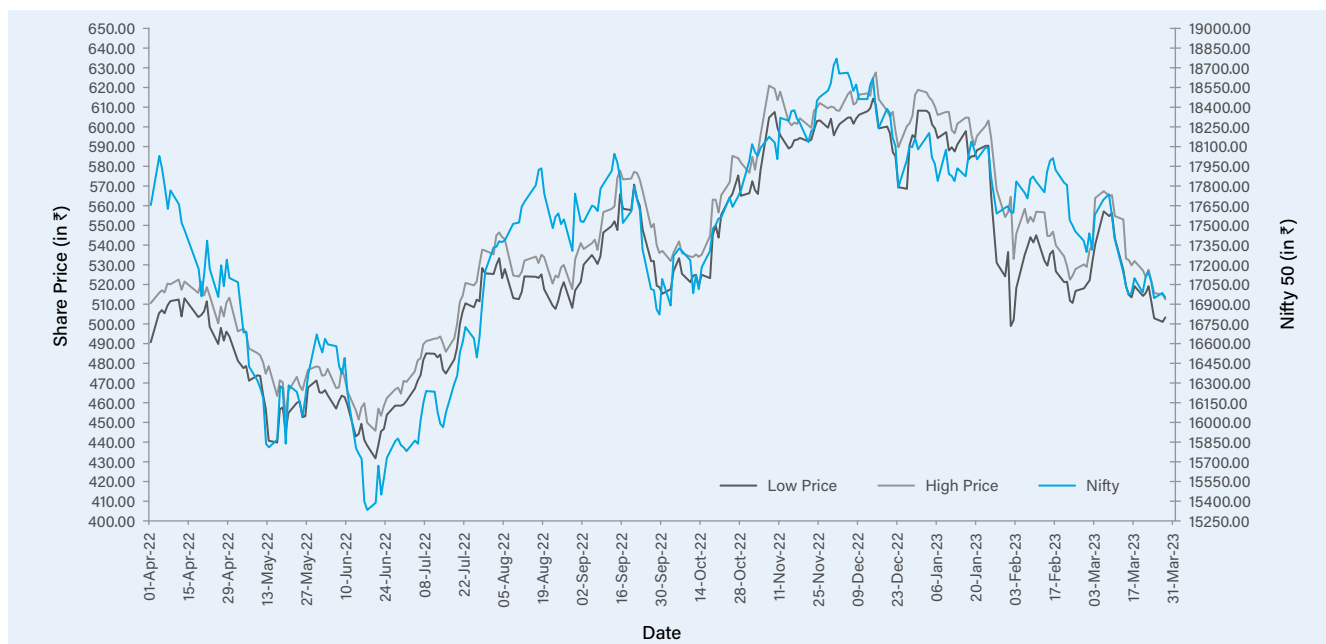
Share Price Movement

The movement of the SBI share price (Lows & Highs) along with BSE Sensex / NSE Nifty is presented in the following graphs.

Stock Performance at BSE (FY2023)



Stock Performance at NSE (FY2023)



Market Price Data

Months	BSE (₹)		NSE (₹)		LSE (GDR) US\$	
	High	Low	High	Low	High	Low
Apr-22	517.50	494.70	517.70	494.75	67.40	64.20
May-22	490.75	445.05	491.00	444.65	57.50	64.50
Jun-22	471.05	434.25	471.30	434.70	55.90	60.40
Jul-22	532.30	466.90	532.45	466.85	58.70	66.80
Aug-22	541.85	511.20	542.10	511.30	68.40	64.00
Sep-22	574.10	521.95	574.05	521.75	63.30	71.80
Oct-22	579.55	519.65	579.65	519.75	63.40	70.27
Nov-22	615.55	573.95	615.55	573.85	69.32	75.58
Dec-22	625.55	573.95	625.50	574.00	75.86	69.27
Jan-23	612.35	538.35	612.40	538.20	66.03	73.88
Feb-23	552.95	516.35	553.05	516.35	62.32	67.03
Mar-23	564.80	505.60	564.80	505.35	61.27	68.84

Note: Highs and Lows are taken from the closing price of the share, Book Value per Share ₹309.89 as on 31.03.2023

Shareholding Pattern as on 31st March 2023

Sr. No.	Description	% of Total Shares
1	President of India	56.92
2	Non-residents (FIIs/OCBs/NRIs/GDRs)	11.05
3	Mutual Funds & UTI	13.28
4	Private Corporate Bodies	0.64
5	Banks/ FIs/ Insurance Cos., etc.	11.69
6	Others (including Resident Individuals)	6.42
	Total	100.00

Top Ten Shareholders as on 31st March 2023

Sr. No.	Name	% of Shares in Total Equity
1	President of India	56.92
2	Life Insurance Corporation of India	8.68
3	SBI Mutual Fund (through various schemes)	3.11
4	HDFC Mutual Fund (through various schemes)	1.75
5	ICICI Prudential Mutual Fund (through various schemes)	1.50
6	NPS Trust (through various schemes)	1.28
7	Government of Singapore	1.05
8	The Bank of New York Mellon	1.00
9	Nippon India Mutual Fund (through various schemes)	0.97
10	Kotak Mutual Fund (through various schemes)	0.95

Dematerialisation of Shares and Liquidity: Bank's equity shares are compulsorily traded in the electronic form. As on 31st March 2023, 8,86,08,82,539 shares representing 99.28% of total equity capital were held in electronic form.

Description	No. Share Holders	No. of Shares	Share %
NSDL	12,34,425	3,50,48,00,608	39.27
CDSL	17,22,506	5,35,60,81,931	60.01
PHYSICAL	1,58,873	6,37,29,395	0.72
Total	31,15,804	8,92,46,11,934	100.00

Distribution Schedule as on 31st March 2023 (Face Value of ₹ 1 Each)

Range No. of Shares	Total Holders	% to Total Holders	Total Holdings in ₹	% of Amount
1-5000	31,05,254	99.66	48,76,99,523	5.46
5001-10000	5,472	0.18	3,88,16,091	0.43
10001-20000	2,229	0.07	3,11,98,446	0.35
20001-30000	658	0.02	1,63,00,428	0.18
30001-40000	284	0.01	99,38,958	0.11
40001-50000	197	0.01	90,24,071	0.10
50001-100000	442	0.01	3,20,90,186	0.36
100001-ABOVE	1,268	0.04	8,29,95,44,231	93.00
Total	31,15,804	100	8,92,46,11,934	100.00

ANNEXURE I

Brief Resumes of The Non-Executive Directors on the Board as on 31st March 2023

Shri B Venugopal

Shri B. Venugopal, born in 1959, is a Director re-appointed by the Shareholders u/s 19 (c) of the SBI Act for the period from 26th June 2020 till 25th June 2023. He is a former Managing Director of the Life Insurance Corporation of India (LIC), with a work experience of 36 years in LIC and 2 years in the erstwhile State Bank of Travancore. A graduate of the University of Kerala in Commerce and Cost Accounting, Venugopal has undergone extensive training in Business strategies, Project Management, Finance, Marketing, Information Technology, etc., from the National Insurance Academy - Pune, IIMs - Ahmedabad and Kolkata, the ISB - Hyderabad, Asian Institute of Management - Manila and FALIA - Japan. During his career in LIC, he has gathered vast experience in all areas of the institution's working, including Marketing, Administration and Information Technology, having worked, inter alia, as Executive Director (Information Technology), Chief (IT/BPR), Regional Manager (E&OS), Chennai, and Senior Divisional Manager in charge of Madurai and Coimbatore Divisions.

Before taking charge as Managing Director, he was the Zonal Manager in charge of the biggest of LIC's 8 Zones - the Western Zone, comprising the States of Goa, Gujarat and Maharashtra and accounting for almost 25% of LIC's Premium Income. Since LIC develops and maintains all its software in-

house, he gained extensive knowledge in Information Technology, having worked, initially, as a Programmer and Systems Analyst and, subsequently, as the head of IT for 7 years. It has been his privilege to have led the teams that developed and implemented most of the path-breaking initiatives taken by LIC in the field of IT, including the introduction of LIC's Core Business Solution (1995-97), setting up of the first ever Metro Area Networking and IVR Systems of LIC (1998), the Corporate Active Data Warehouse (2005), Online Premium Collection (2006), Enterprise Document Management Systems (2007), and Online Underwriting Engine & Online sale of Policies (2012), to name a few. During his tenure as the Head of IT, LIC won the NASSCOM award for the best user of IT amongst insurance companies in India, on more than one occasion. Since 2009, Venugopal has represented LIC on the Boards of Directors of various Institutions in India and abroad. He has also served on the Governing Boards of the National Insurance Academy and the Insurance Institute of India as also as a Trustee of the LIC of India Provident Fund and the LIC of India Golden Jubilee Foundation. Currently he serves as an Independent Director on the Boards of the State Bank of India and National Commodities and Derivatives Exchange Ltd (NCDEX).

Dr. Ganesh Natarajan

Dr. Ganesh Natarajan is a Director elected by the Shareholders u/s 19 (c) of the SBI Act w.e.f. 26th June 2020 till 25th June 2023. Dr Natarajan is Founder and Chairman of 5F World, a platform for Global consulting and Investing in Digital Skills and Digital

Transformation. He is also Chairman of Honeywell Automation India Limited and Lighthouse Communities Foundation. He was earlier Chairman of SVP India and MD of Aptech Ltd. and Zensar Technologies Ltd. He has received the Distinguished Alumnus Award of NITIE and IIT Bombay. Two case studies on his work have been written and taught at ISB, IIM Bengaluru and Harvard Business School.

CA. Ketan S. Vikamsey

CA. Ketan S Vikamsey is a Director elected by the Shareholders u/s 19 (c) of the SBI Act w.e.f. 26th June 2020 till 25th June 2023. Mr. Vikamsey is a senior partner at KKC & Associates LLP (formerly Khimji Kunverji & Co LLP), Chartered Accountants, a firm established in 1936. He holds a Certification on IFRS by ICAI; Diploma in Information System Audit (DISA) of ICAI; and Certification in IT and Cyber Security for Board Members by IDRBT, Hyderabad. He is registered as an Independent Director with the Indian Institute of Corporate Affairs.

He comes with over thirty years' experience in the areas of audit of large banks, manufacturing concerns, Investment Banks, Insurance Companies and Mutual Funds. He is a regular Speaker/ Chairman, at various seminars, meetings, lectures held by ICAI, Regional Councils of ICAI, Branches & Study Circles of ICAI, RBI, C&AG and several other organisations. He is a Trustee at Vipassana Research Institute, Igatpuri and Shri V L Vidyarthigriha - a NGO operating a modern Hostel facility in the heart of Mumbai with a capacity of over 150 students. He is a wildlife

and nature lover, having keen interest in professional photography, having widely travelled across the world, with a passion for exploring new places and varied interesting cultures.

Shri Mrugank M Paranjape

Shri Mrugank M Paranjape is a Director elected by the Shareholders u/s 19 (c) of the SBI Act w.e.f. 26th June 2020 till 25th June 2023. He is a Bachelor in Technology from the Indian Institute of Technology Mumbai with a Post Graduate Diploma in Management from the Indian Institute of Management Ahmedabad. He has more than 30 years of experience in Banking, Capital Markets, Asset Management and Stock Broking covering varied functional and geographic areas. He is currently the Managing Director & Chief Executive Officer of NCDEX e Markets Limited. Earlier he was the Managing Director & Chief Executive Officer of Multi Commodity Exchange of India Limited. Prior to that he held senior management positions at Deutsche Bank in Singapore and India. He has previously worked with ICICI Prudential AMC, India Infoline, ING Barings, and Citibank amongst others.

CA. Prafulla P Chhajed

CA. Prafulla P Chhajed is a Director nominated by the Central Government u/s 19 (d) of the SBI Act, with effect from 21st December 2021 for a period of 3 years. Mr. Chhajed is a fellow and practicing member of The Institute of Chartered Accountants of India (ICAI) and member of CPA (Australia). He has done LLB (Gen) and holds ICAI certificate on Forensic Accounting & Fraud Detection and Certificate on Business Responsibility and Sustainability Report (BRSR).

He was the President of The Institute of Chartered Accountants of India (2019-20) and was Chairman of WIRC of ICAI (2007-08). He is Deputy President of Confederation of Asia & Pacific Accountants (CAPA), Malaysia (2021-2023). He is member of Professional Accountancy Organisation Development Group of International Federation of Accountants (IFAC), New York. He is member of Board of Management of Mumbai School of Economics & Public Policy (University of Mumbai). He is Governing Council Member and Chairman of Banking, Finance and Information Technology Committee of Maharashtra Chamber of Commerce, Industry and Agriculture.

In the Past, He has served as an Independent Director in Insurance Regulatory & Development Authority (IRDA) and as member of Primary Market Advisory Committee of SEBI. He has served as Director in ICAI Accounting Research Foundation, Director in Indian Institute of Insolvency Professionals of ICAI, Director in ICAI Registered Valuers Organisation, Director in Extensible Business Reporting Language (XBRL) India. He was Chairman of Executive Committee of World Congress of Accountants 2022 constituted by International Federation of Accountants (IFAC). He has served as an Independent Director in SBI Mutual Fund Trustee Company (P) Ltd and also an Independent Director of GIC Housing Finance Limited. He has served on various National and International organisations such as SAFA, IFAC SMP committee, CA Worldwide, Integrated Reporting Council etc. He has widely travelled across the globe and addressed many seminars and conferences both in India and Internationally.

Dr. Vivek Joshi, IAS

Dr. Vivek Joshi is a Director, nominated by the Central Government, u/s 19(e) of SBI Act w.e.f. 15th November 2022, till further order.

Dr. Joshi joined the Indian Administrative Service (IAS) in 1989. He holds a PhD in International Economics from the Graduate Institute Geneva (Switzerland). He completed his doctorate under the guidance of Prof Richard Baldwin. He is also an alumnus of University of Roorkee (now, Indian Institute of Technology Roorkee), where he did his B.E. in Mechanical Engineering in 1987.

Dr. Vivek Joshi is currently posted as Secretary to the Government of India, Department of Financial Services, Ministry of Finance since 1st November 2022. In this assignment, Dr. Joshi is dealing with policies, schemes and legislations related to banking sector including Public Sector Banks, insurance sector, Financial Institutions, financial inclusion, and pension reforms. He is also serving as member on the board of Reserve Bank of India (RBI).

Prior of this position, he was working as Registrar General and Census Commissioner, India under the Ministry of Home Affairs, Government of India for almost four years. He also worked with the Government of Haryana as Principal Secretary, Monitoring and Coordination, CEO, Gurugram Metropolitan Development Authority, Gurugram; Chief Administrator, Trade Fair Authority of Haryana (TFAH), New Delhi; Director Swarna Jayanti Haryana Institute for Fiscal Management, Panchkula. Prior to these assignments he has also worked as Member Secretary, Fifth State Finance Commission; and Divisional Commissioner Ambala in Haryana State (2017- 2018).

During 2014-2017, he has served as Joint Secretary in the Ministry of Finance, Government of India, where his responsibilities included advising the Government in formulation of public procurement policy. He was also involved with the appraisal of public funded projects and schemes in some key sectors of economy e.g., Road & Highways, Urban Development, UIDAL Space, Atomic Energy and Railways. He also served as the first Administrator of Swachh Bharat Kosh (SBK) a public fund, created by the government to achieve the objective of Clean India. He has also worked as Joint Secretary to the Government of India in the Ministry of Women and Child Development (2010-2014), where he worked in area of Child Rights and Child Protection.

He has also served as Director in the Ministry of Textiles, Government

of India (2001-2006), where he advised the Ministry on WTO related textiles matters, especially, Non-Agricultural Market Access (NAMA) and Agreement on Textile & Clothing (ATC) negotiations, Jute and Cotton Sector. He also participated in Regional Trading Agreement Negotiations, especially related with South Asian Free Trade Agreement (SAFTA) and India Sri Lanka FTA.

Additionally, he has been Deputy Commissioner, Joint Secretary Finance and Director of the Treasury in the State of Haryana.

Shri Anil Kumar Sharma

Shri Anil Kumar Sharma is a Director, nominated by the Central Government, u/s 19(f) of SBI Act w.e.f. 13th April 2021, till further order.

Shri Sharma is a former Executive Director of Reserve Bank of India (Superannuated on 31.03.2023). He has done his Masters in Economics from Doaba College Jalandhar, Punjab and was UGC Fellow at Gokhale Institute of Politics and Economics, Pune before joining RBI in 1986. He holds a Diploma in Treasury and Risk Management and is a Certified Associate of Indian Institute of Bankers.

His experience in Reserve Bank lies in the area of supervision, rural credit and financial inclusion, customer education and protection, management of currency and banking, among others. He has also worked as member of faculty in Reserve Bank's College of Agricultural Banking, Pune.

ANNEXURE II

Details of Directorship in the listed entities including Bank & Chairmanships/Membership in Audit/Stakeholders Committee(s) held by the Directors of the Bank in Listed entities including Bank as on 31.03.2023 in due compliance with Regulation 26(1) of SEBI (Listing Obligations & Disclosure Requirements) Regulations, 2015

Sr. No.	Name of the Director	Designation	Date of Appointment in the current term/ Cessation	Number of Directorship & Chairmanships/ Membership in Audit/Stakeholders Committee(s) held in listed entities including Bank
1.	Shri Dinesh Kumar Khara	Chairman	07.10.2020 / 06.10.2023	Director (Chairman): 03 Committee Member: Nil
2.	Shri Challa Sreenivasulu Setty	Managing Director	20.01.2023 / 19.01.2025	Director: 01 Committee Member: 01
3.	Shri Swaminathan J.	Managing Director	28.01.2021 / 27.01.2024	Director: 03 Committee Member: 05
4.	Shri Ashwini Kumar Tewari	Managing Director	28.01.2021 / 27.01.2024	Director: 01 Committee Member: Nil
5.	Shri Alok Kumar Choudhary	Managing Director	07.06.2022 / 30.06.2024	Director: 01 Committee Member: 01
6.	Shri B. Venugopal	Non-Executive Director	26.06.2020 / 25.06.2023	Director: 01 Committee Member: 03 Chairman of Committee: 01
7.	Dr. Ganesh Natarajan	Non-Executive Director	26.06.2020 / 25.06.2023	Director: 03 Committee Member: 06 Chairman of Committee: 01
8.	Shri Ketan S. Vikamsey	Non-Executive Director	26.06.2020 / 25.06.2023	Director: 01 Committee Member: 02 Chairman of Committee: 01
9.	Shri Mrugank M. Paranjape	Non-Executive Director	26.06.2020 / 25.06.2023	Director: 01 Committee Member: 01
10.	Shri Prafulla P. Chhajed	Non-Executive Director	21.12.2021 / 20.12.2024	Director: 01 Committee Member: 01
11.	Dr. Vivek Joshi	Non-Executive Director	15.11.2022/ till further order	Director: 01 Committee Member: Nil
12.	Shri Anil Kumar Sharma	Non-Executive Director	13.04.2021/ till further order	Director: 01 Committee Member: 01

ANNEXURE-II A

Total Number of Memberships/Chairmanships held by the Directors on the Boards / Board-level Committees of the Bank/ Other Companies as on 31.03.2023

1. SHRI DINESH KUMAR KHARA

Sr. No.	Name of the Bank/ Company	Chairman/ Director/ Member	Name(s) of the Committee(s)- Chairman/ Member
1	State Bank of India	Chairman	Executive Committee of the Central Board – Chairman Board Committee to Monitor Recovery – Chairman
2	SBI Life Insurance Company Ltd.	Chairman	--
3	SBI Cards and Payment Services Ltd.	Chairman	--
4	SBI General Insurance Co. Ltd.	Chairman	--
5	SBI Funds Management Ltd.	Chairman	--
6	SBI Capital Markets Ltd.	Chairman	--
7	SBI Foundation	Chairman	--
8	State Bank Operations Support Services Pvt. Ltd.	Chairman	--
9	SBICAP Ventures Ltd.	Director	--
10	Export-Import Bank of India	Director	--
11	Indian Institute of Banking and Finance	President	--

2. SHRI CHALLA SREENIVASULU SETTY

Sr. No.	Name of the Bank/ Company	Chairman/ Director/ Member	Name(s) of the Committee(s)- Chairman/ Member
1	State Bank of India	Managing Director	Executive Committee of the Central Board – Member Stakeholders Relationship Committee cum Customer Service Committee of the Board – Member Board Committee to Monitor Recovery – Member IT Strategy Committee – Member Corporate Social Responsibility Committee – Chairman

3. SHRI SWAMINATHAN J.

Sr. No.	Name of the Bank/ Company	Chairman/ Director/ Member	Name(s) of the Committee(s)- Chairman/ Member
1	State Bank of India	Managing Director	Executive Committee of the Central Board – Member Risk Management Committee of the Board – Member Board Committee to Monitor Recovery – Member
2	SBI Cards and Payment Services Ltd.	Director	Executive Committee – Chairman Nomination and Remuneration Committee – Member
3	SBI Life Insurance Co Ltd.	Director	Audit Committee – Member Investment Committee – Member Risk Management Committee – Member Policyholder Protection Committee – Member Nomination and Remuneration Committee – Member Corporate Social Responsibility Committee – Member Stakeholders Relationship Committee – Member

Sr. No.	Name of the Bank/ Company	Chairman/ Director/ Member	Name(s) of the Committee(s)- Chairman/ Member
4	SBI Capital Markets Ltd.	Director	Committee of Directors – Chairman Audit Committee – Member Nomination & Remuneration Committee – Member Risk Management Committee – Member CSR Committee – Member Information Technology Strategy Committee – Member
5	SBICAP Ventures Ltd.	Director	Nomination and Remuneration Committee – Chairman
6	SBICAP Securities Ltd.	Director	--
7	SBI General Insurance Co Ltd.	Director	Investment Committee – Chairman Policyholders Protection Committee – Chairman Risk Management Committee – Member Audit Committee – Member Bancassurance Committee – Member Corporate Social Responsibility Committee – Member Nomination and Remuneration Committee – Member Technology Committee – Member
8	SBI Funds Management Ltd.	Director	Share Allotment Committee – Member Nomination Remuneration Committee – Member IPO Committee – Member
9	SBI DFHI Ltd.	Chairman	Nomination and Remuneration Committee – Member
10	SBI Global Factors Ltd.	Chairman	Nomination and Remuneration Committee – Member Audit Committee – Member
11	SBI Payment Services Pvt Ltd.	Chairman	--
12	SBI Pension Funds Pvt Ltd.	Chairman	--
13	SBI Foundation	Director	Executive Committee – Chairman

4. SHRI ASHWINI KUMAR TEWARI

Sr. No.	Name of the Bank/ Company	Chairman/ Director/ Member	Name(s) of the Committee(s)- Chairman/ Member
1	State Bank of India	Managing Director	Review Committee for Identification of Wilful Defaulters/ Non-Cooperative Borrowers – Chairman Executive Committee of the Central Board – Member Risk Management Committee of the Board – Member IT Strategy Committee of the Board – Member Special Committee of the Board for Monitoring of Large Value Frauds – Member Board Committee to Monitor Recovery – Member

5. SHRI ALOK KUMAR CHOUDHARY

Sr. No.	Name of the Bank/ Company	Chairman/ Director/ Member	Name(s) of the Committee(s)- Chairman/ Member
1	State Bank of India	Managing Director	Executive Committee of the Central Board – Member Stakeholders Relationship Committee cum Customer Service Committee of the Board – Member Board Committee to Monitor Recovery – Member Special Committee of the Board for Monitoring of Large Value Frauds – Member Corporate Social Responsibility Committee – Member
2	State Bank Operations Support Services Pvt. Ltd.	Director	--
3	SBI Foundation	Director	Executive Committee of the Board – Chairman CSR Committee – Chairman

6. SHRI B. VENUGOPAL

Sr. No.	Name of the Bank/ Company	Chairman/ Director/ Member	Name(s) of the Committee(s)- Chairman/ Member
1	State Bank of India	Director	Executive Committee of the Central Board – Member Audit Committee of the Board – Member Stakeholders Relationship Committee cum Customer Service Committee of the Board – Chairman Risk Management Committee of the Board – Member IT Strategy Committee of the Board – Member Nomination & Remuneration Committee – Chairman Board Committee to Monitor Recovery (BCMR) – Member Corporate Social Responsibility Committee – Member Review Committee for Identification of Wilful Defaulters/ Non-Cooperative Borrowers – Member
2	National Commodities & Derivatives Exchange Ltd. (NCDEX)	Director	Capital Raising Committee – Member
3	NCDEX e Markets Ltd. (NeML)	Chairman	Audit Committee – Member Nomination & Remuneration Committee – Member
4	National Commodity Clearing Limited (NCCL)	Director	--

7. DR. GANESH NATARAJAN

Sr. No.	Name of the Bank/ Company	Chairman/ Director/ Member	Name(s) of the Committee(s)- Chairman/ Member
1	State Bank of India	Director	Audit Committee of the Board (ACB) – Member Stakeholders Relationship Committee cum Customer Service Committee of the Board – Member Risk Management Committee of the Board – Member IT Strategy Committee of the Board – Chairman Special Committee of the Board for Monitoring Large Value Frauds – Member Nomination & Remuneration Committee – Member Corporate Social Responsibility Committee – Member Review Committee for Identification of Wilful Defaulters/ Non-Cooperative Borrowers – Member
2	Zeva Capsol Private Limited	Director	--
3	Global Talent Track Private Limited	Director	--
4	Lighthouse Communities Foundation	Director	--
5	5F World Private Limited	Director	--
6	Skills Alpha Learning Private Limited	Director	--
7	Kalzoom Advisors Private Limited	Director	--
8	Inflexion Analytix Private Limited	Director	--
9	Foundation To Educate Girls Globally	Director	--
10	Hinduja Global Solutions Limited	Director	Audit Committee – Member Stakeholders Relationship and Share Allotment Committee – Member

Sr. No.	Name of the Bank/ Company	Chairman/ Director/ Member	Name(s) of the Committee(s)- Chairman/ Member
11	Continuum of Capital India Private Limited	Director	--
12	Honeywell Automation India Ltd.	Director	Audit Committee – Chairman Stakeholders Relationship Committee – Member Nomination and Remuneration Committee – Member
13	Asian Venture Philanthropy Network Ltd.	Director/ Trustee	HR Committee – Member Strategy Committee – Member
14	Cornerstone Venture Partners Investment Advisers LLP	Individual Partner	--

8. SHRI KETAN S. VIKAMSEY

Sr. No.	Name of the Bank/ Company	Chairman/ Director/ Member	Name(s) of the Committee(s)- Chairman/ Member
1	State Bank of India	Director	Audit Committee of the Board – Chairman Stakeholders Relationship Committee cum Customer Service Committee of the Board – Member Risk Management Committee of the Board – Member IT Strategy Committee of the Board – Member Special Committee of the Board for Monitoring of Large Value Frauds – Member Nomination & Remuneration Committee – Member Board Committee to Monitor Recovery – Member Review Committee for Identification of Wilful Defaulters/ Non-Cooperative Borrowers – Member

9. SHRI MRUGANK M. PARANJPE

Sr. No.	Name of the Bank/ Company	Chairman/ Director/ Member	Name(s) of the Committee(s)- Chairman/ Member
1	State Bank of India	Director	Executive Committee of the Central Board – Member Audit Committee of the Board – Member Risk Management Committee of the Board – Chairman Special Committee of the Board for Monitoring of Large Value Frauds – Member Nomination & Remuneration Committee – Member Board Committee to Monitor Recovery – Member Corporate Social Responsibility Committee – Member
2	NCDEX e Markets Ltd. (NeML)	Managing Director & CEO	Technology Advisory Committee – Member Corporate Social Responsibility Committee – Member
3	Rashtriya e Market Services (ReMS)	Director	--
4	Meta Materials Circular Markets Pvt. Ltd.	Director	--

10. SHRI PRAFULLA P. CHHAJED

Sr. No.	Name of the Bank/ Company	Chairman/ Director/ Member	Name(s) of the Committee(s)- Chairman/ Member
1	State Bank of India	Director	Executive Committee of the Central Board – Member Stakeholders Relationship Committee cum Customer Service Committee of the Board – Member Risk Management Committee of the Board – Member IT Strategy Committee of the Board – Member Special Committee of the Board for Monitoring of Large Value Frauds – Chairman Corporate Social Responsibility Committee – Member Review Committee for Identification of Wilful Defaulters/ Non-Cooperative Borrowers – Member
2	Intercontinental Forum of Entrepreneurs and Professionals	Director	--

11. DR. VIVEK JOSHI

Sr. No.	Name of the Bank/ Company	Chairman/ Director/ Member	Name(s) of the Committee(s)- Chairman/ Member
1	State Bank of India	Director	Board Committee to Monitor Recovery – Member
2	RBI	Director	--

12. SHRI ANIL KUMAR SHARMA

Sr. No.	Name of the Bank/ Company	Chairman/ Director/ Member	Name(s) of the Committee(s)- Chairman/ Member
1	State Bank of India	Director	Executive Committee of the Central Board – Member Audit Committee of the Board – Member

(Note: Executive Committee of the Central Board consists of all or any of the other Directors who are normally residents, or may, for the time being, be present at any place within India where the ECCB meeting is held as per regulation 46 of SBI General Regulations. Further, in terms of RBI Guidelines dated 26th April 2021 on 'Corporate Governance in Banks - Appointment of Directors and Constitution of Committees of the Board', the Chair of the ACB is not a part of the ECCB.)

ANNEXURE - III

Details of Shareholding of Directors on the Bank's Central Board as on 31.03.2023

Sr. No.	Name of Director	No. of Shares
1	Shri Dinesh Kumar Khara	3100
2	Shri Challa Sreenivasulu Setty	500
3	Shri Swaminathan J.	500
4	Shri Ashwini Kumar Tewari	310
5	Shri Alok Kumar Choudhary	100
6	Shri B. Venugopal	5000
7	Dr. Ganesh G. Natarajan	18218
8	Shri Ketan S. Vikamsey	5000
9	Shri Mrugank M. Paranjape	10000
10	Shri Prafulla P. Chhajed	Nil
11	Dr. Vivek Joshi	Nil
12	Shri Anil Kumar Sharma	800

ANNEXURE IV

Details Of Sitting Fees Paid to Directors for attending meetings of the Central Board and Board Level Committees During FY2023

Sr. No.	Name of Director	Meetings of Central Board (₹)	Meetings of Other Board Level Committees (₹)	Total (₹)
1	Shri B Venugopal	6,40,000	18,60,000	25,00,000
2	Dr. Ganesh Natarajan	7,70,000	17,30,000	25,00,000
3	Shri Ketan S. Vikamsey	10,50,000	12,90,000	23,40,000
4	Shri Mrugank M. Paranjape	7,70,000	17,30,000	25,00,000
5	Shri Sanjeev Maheshwari	6,30,000	15,90,000	22,20,000
6	Shri Prafulla P. Chhajed	8,40,000	16,60,000	25,00,000

ANNEXURE V

Affirmation of Compliance with the Bank's Code Of Conduct (FY2023)

I declare that all Board Members and Senior Management have affirmed compliance with the Bank's Code of Conduct for the Financial Year 2022-23

DINESH KUMAR KHARA
CHAIRMAN

Prevention of Sexual Harassment (POSH) of Women at Workplace - Prevention, Prohibition and Redressal - Position for the year 2022-2023

No. of complaints pending at the beginning of the year	05
No. of complaints received during the year	46
Total No. of cases	51
No. of complaints disposed of during the year	38
No. of cases pending at the end of the year	13

Details Of Skills/Expertise/Competencies Possessed by the Directors who were part of the Board on 31st March 2023 are as follows:

Sr. No.	Name	Qualifications)	Skills/Expertise/Competencies
1	Shri Dinesh Kumar Khara, Chairman	M.Com, MBA	He is a postgraduate in Commerce from Delhi School of Economics and an MBA from Faculty of Management Studies, New Delhi. He has work experience in the field of Commercial Banking including Retail Credit, Small and Medium Enterprises / Corporate Credit, Deposit Mobilisation, International Banking Operations, Branch Management. He has held several key positions such as MD (Global Banking & Subsidiaries), MD (Associates & Subsidiaries), MD & CEO (SBI Mutual Funds) and Chief General Manager – Bhopal Circle. He was also posted in SBI, Chicago for an overseas assignment. As Managing Director, he led the International Banking Group, Corporate Banking and Global Treasury Operations, as well as the non-banking subsidiaries of the Bank viz., SBI Cards, SBIMF, SBI Life Insurance and SBI General Insurance, etc. He executed the merger of five Subsidiary Banks of SBI and Bhartiya Mahila Bank with SBI. Additionally, he headed the Risk, IT and Compliance functions of the Bank.
2	Shri Challa Sreenivasulu Setty, MD (International Banking, Global Markets & Technology)	B.Sc. (Agri)	He has rich experience in Corporate Credit, Retail, Digital International banking and Banking in developed markets. Prior to taking over charge as MD, Shri Setty was heading the Stressed Asset Resolution Group of the Bank, in his capacity as Deputy Managing Director, where he was responsible for resolving the stressed assets portfolio of the Bank, across the country, in different sectors such as Power, Infra, Auto, Telecom etc. He has also headed the Syndications team at Bank's New York Branch. Presently, he has been heading various task forces/committees formed by the Government of India.
3	Shri Swaminathan J. MD (Corporate Banking & Subsidiaries)	B.Com. CAIIB Certified Anti Money Laundering Specialist (CAMS) and Certified Documentary Credit Specialist (CDCS)	In a career spanning over 33 years with SBI, he has held various assignments across Corporate and International Banking, Retail and Digital Banking, Finance, Branch Management and Assurance functions. He has served SBI in various capacities including DMD (Finance) and Chief Digital Officer. He also served in Bank's New York Branch as Head of Trade.
4	Shri Ashwini Kumar Tewari MD (Risk, Compliance & SARG)	B.Tech. (Electrical), CAIIB, Certified Financial Planner (CFP), Certificate course in Management (XLRI)	He has three decades of banking experience in various capacities, across retail, SME, transaction banking, international banking in India and abroad. Prior to appointment as Managing Director, he was MD & CEO of SBI Cards and Payment Services Limited. He also served as Country Head of US operations and Regional Head East Asia of SBI.
5	Shri Alok Kumar Choudhary MD (Retail Business & Operations)	B. Sc. (Hons), CAIIB, Masters in Rural Development.	He has rich experience of working across multiple domains including Retail Banking, Commercial Banking, MSME, Agri & Rural business, Branch Management, Human Resources and Finance. He is a seasoned banker with over 36 years of experience in various leadership and functional capacities at Branches, Regional Offices, Zonal Offices, Local Head Offices and Corporate Office Level. Prior to his elevation as Managing Director, Shri Choudhary was heading the finance vertical of the Bank working as Dy. Managing Director (Finance) where he was responsible for Strategic Planning and Budgeting, Performance Analysis to support optimum business and strategic decisions, Capital Planning and Capital Raising, Investor Relations, Financial Reporting, Audit, Asset & Liability Management and Balance Sheet Management.
6	Shri B. Venugopal Non-Executive Director	Graduate in Commerce & Cost Accountancy	He has more than 40 years of experience in Insurance, Finance & Accounts, Risk Management, IT, Information Technology (Software Development), Business Strategies, Project Management, Marketing, etc. He is a former Managing Director of the Life Insurance Corporation of India (LIC), with a work experience of 36 years in LIC and 2 years in the erstwhile State Bank of Travancore.

Sr. No.	Name	Qualifications)	Skills/Expertise/Competencies
7	Dr. Ganesh Natarajan Non-Executive Director	PG in Industrial Engineering & Management, PhD in Knowledge Management (IIT, Bombay), Advanced Management Programme (Harvard Business School, USA)	He has rich experience in the field of Information Technology with specialisation in Business Process Re-engineering & Technology Transformation. He is Founder and Chairman of 5F World, a platform for Global consulting and Investing in Digital Skills and Digital Transformation. Recipient of Distinguished Alumnus Award of NITIE and IIT, Bombay. Two case studies on his work have been written and taught at ISB, IIM, Bengaluru and Harvard Business School.
8	Shri Ketan S. Vikamsey Non-Executive Director	Chartered Accountant from ICAI	He is a Chartered Accountant by profession. He comes with over thirty years' experience in the areas of audit of large banks, manufacturing concerns, Investment Banks, Insurance Companies and Mutual Funds. He is a regular Speaker/ Chairman, at various seminars, meetings, lectures held by ICAI, Regional Councils of ICAI, Branches & Study Circles of ICAI, RBI, C&AG and several other organisations. He has been member of Banking, Finance & Insurance Committee of Indian Merchants' Chamber, Banking & Finance Committee, Capital Markets Committee of Bombay Chamber of Commerce & Industry and Member, RRC Committee of the Chamber of Tax Consultants.
9	Shri Mrugank M. Paranjape Non-Executive Director	B.Tech. (IIT, Bombay), PGDM (IIM, Ahmedabad)	He has more than 31 years of experience in Banking, Capital Markets, Asset Management, Stock Broking, Transaction & Retail Banking, Risk Management, Technology, Derivatives, Policy Making, etc. He is currently MD & CEO of NCDEX e Markets Limited. Prior to that he was MD & CEO of Multi Commodity Exchange of India Limited. He had also held senior management positions at Deutsche Bank in Singapore and India and worked in ICICI Prudential AMC, India Infoline, ING Barings and Citibank amongst others.
10	Shri Prafulla P Chhajed Non-Executive Director	FCA, LLB (Gen), CPA (Australia)	He is a Chartered Accountant by profession. He is member of Professional Accountancy Organisation Development Group of International Federation of Accountants (IFAC), New York. He is member of Board of Management of Mumbai School of Economics & Public Policy (University of Mumbai). He is Governing Council Member and Chairman of Banking, Finance and Information Technology Committee of Maharashtra Chamber of Commerce, Industry and Agriculture. In the past, he has served as Director on the Board of SBI Mutual Fund Trustee Company Private Limited, GIC Housing Finance Limited, Indian Institute of Insolvency Professionals of ICAI, Insurance Regulatory & Development Authority (IRDA), Extensible Business Reporting Language (XBRL) India and IDBI Capital Market Services Limited. He was also a Member of SEBI's Primary Market Advisory Committee and Banking & Finance Committee of IMC Chamber of Commerce.
11	Dr. Vivek Joshi Non-Executive Director	PhD in International Economics from the Graduate Institute Geneva (Switzerland), B.E. in Mechanical Engineering from University of Roorkee	He is a 1989 batch Indian Administrative Service officer. He is currently posted as Secretary to the Government of India, Department of Financial Services, Ministry of Finance. In this assignment, Dr. Joshi is dealing with policies, schemes and legislations related to banking sector including Public Sector Banks, insurance sector, Financial Institutions, financial inclusion, and pension reforms. He is also serving as member on the board of Reserve Bank of India (RBI). With demonstrated leadership and excellence in career of over 34 years, Shri Joshi has worked in multifarious sectors.

Corporate Governance Report

Sr. No.	Name	Qualifications)	Skills/Expertise/Competencies
12	Shri Anil Kumar Sharma Non-Executive Director	M.A. (Economics), Diploma in Treasury and Risk Management, CAIIB	He is a former Executive Director (ED), Reserve Bank of India. Before taking over as ED, he had headed the Enforcement Department of Reserve Bank of India as Chief General Manager. He has done his Masters in Economics from Doaba College Jalandhar, Punjab and was UGC Fellow at Gokhale Institute of Politics and Economics, Pune before joining RBI in 1986. He holds a Diploma in Treasury and Risk Management and is a Certified Associate of Indian Institute of Bankers. His experience in the Bank lies in the area of supervision, management of currency and banking, rural credit and financial inclusion. He also worked as member of faculty in RBI College of Agricultural Banking, Pune.

The table below summarises the key attributes and skills matrix, identified by the Board of Directors, in line with SBI Act 1955 and RBI master circular dated 02.08.2019 as required in the context of business, which is to be considered while selecting the Director:

- Industry Knowledge/Experience:** Industry Experience, Knowledge of sector, Knowledge of broad policy direction, understanding of government legislation/legislative process
- Technical Skills/Experience:** Accounting, Finance, Law, marketing experience, Information technology, Public Relations, Capital Allocation, Costing, Budgetary Controls, Strategy development and implementation.
- Governance Competencies:** Prior Director experience, Financial literacy, Compliance focus, strategic thinking/planning from a governance perspective.
- RBI and SBI qualification for Director:** Specialisation in the fields of (i) Information Technology (ii) Payment & Settlement Systems (iii) Human Resources (iv) Risk Management and (v) Business Management. Have special knowledge or experience in respect of one or more of the following areas, namely: – (i) agriculture and rural economy, (ii) banking, (iii) co-operation, (iv) economics, (v) finance, (vi) law, (vii) small-scale industry, (viii) any other area the special knowledge of, and experience in, which in the opinion of the Reserve Bank shall be useful to the State Bank of India. Represent the interests of depositors, represent the interests of farmers, workers, and artisans

DIRECTORS	ATTRIBUTES			
	Industry Knowledge/ Experience	Technical skills/ Experience	Governance Competencies	RBI & SBI qualification for director
Shri Dinesh Kumar Khara	✓	✓	✓	✓
Shri C. Sreenivasulu Setty	✓	✓	✓	✓
Shri Swaminathan J.	✓	✓	✓	✓
Shri Ashwini Kumar Tewari	✓	✓	✓	✓
Shri Alok Kumar Choudhary	✓	✓	✓	✓
Shri B. Venugopal	✓	✓	✓	✓
Dr. Ganesh Natarajan	✓	✓	✓	✓
Shri Ketan S. Vikamsey	✓	✓	✓	✓
Shri Mrugank M. Paranjape	✓	✓	✓	✓
Shri Prafulla P. Chhajed	✓	✓	✓	✓
Dr. Vivek Joshi	✓	✓	✓	✓
Shri Anil Kumar Sharma	✓	✓	✓	✓

Annual disclosure for material subsidiaries

	31.03.2023	Exceeds 10%	31.03.2023	Exceeds 10%	Overall
	Total Income		Networth		
SBI (Consolidated)	4,73,378		3,58,931		
10% of Total Income/ Networth	47,338		35,893		
Material Listed Subsidiary					
SBI Life Insurance Co. Ltd.	80,686	Yes	13,016	No	Yes
Material Unlisted Subsidiary					
Nil	Nil	-	Nil	-	-

Details of Material Subsidiary

SBI Life Insurance Co. Ltd.		As on 31 March 2023
Date & Place of Incorporation: 11.10.2000, Mumbai		
Statutory Auditors: M/s. S C Bapna & Associates and M/s. S. K. Patodia & Associates		
1. Total Assets		314,686
2. Net Profit for current FY		1,721
3. Assets under Management		307,339
4. Amount of new business premium		29,589
5. Growth of new business premium		16.23%
6. New business margin		30.10%
7. Market share		8.0%
8. Solvency ratio		2.15

Education and Qualifications of Management Team

The educational qualifications of Directors on the Central Board of the Bank are given in Corporate Governance Report in the Annual Report. The educational qualifications of the Deputy Managing Directors of the Bank are given below.

Sr. No.	Title	Name of Officer	Qualifications
1	Shri	Prakash Chandra Kandpal	B.Sc., M.A. (Eco), MBA(FIN.)
2	Shri	Salee S.	M.Sc. (Applied Electronics)
3	Shri	Rana Ashutosh Kumar Singh	B.Sc., PGEMP (Post. Grad. Exec. Mgmt. Prog.)
4	Shri	Sureddi Srinivasa Rao	M.Sc.
5	Shri	Vinay M. Tonse	M.Com. (Banking & Costing)
6	Smt.	Saloni Narayan	B.A. (Hons)
7	Shri	Sanjay D. Naik	B.Sc.
8	Shri	Subrata Biswas	B.Sc. (Physics)
9	Shri	Viswanathan Ramanathan	M.Sc. (Maths)
10	Shri	Om Prakash Mishra	M.A. (Eco.)
11	Shri	Raghavendra Rao Balakrishna	M.Sc. (Tech) Instrumentation Engg.
12	Shri	Sankar Balabhadrapatruni	B.Com, M.M.S. (Finance)
13	Shri	Nitin Chugh	B. Tech, PGDM
14	Smt.	Ruma Dey	B.Sc. (Hons)
15	Smt.	Vidya Krishnan	B.Sc., Master of Management Studies
16	Shri	Gulshan Malik	B.Com. (Hons)
17	Shri	Pravin Raghavendra	B.Sc. (H)

Secretarial Audit Report

For the period 01-04-2022 to 31-03-2023

Form No. MR-3 [Pursuant to section 204(1) of the Companies Act, 2013 and Rule 9 of the Companies (Appointment and Remuneration Personnel) Rules, 2014

To,
The Members,
STATE BANK OF INDIA

Corporate Centre, 14th Floor, State Bank Bhavan, Madame Cama Marg, Mumbai, Maharashtra, 400021

We have conducted the secretarial audit of the compliance of applicable statutory provisions and the adherence to good corporate practices by STATE BANK OF INDIA (hereinafter called "the Bank"). Secretarial Audit was conducted in a manner that provided us a reasonable basis for evaluating the corporate conducts/statutory compliances and expressing our opinion thereon.

Based on our verification of the Bank's books, papers, minute books, forms and returns filed and other records maintained by the Bank and also the information provided by the Bank, its officers, agents and authorised representatives during the conduct of secretarial audit, we hereby report that in our opinion, the Bank has, during the audit period covering 1st April 2022 to 31st March 2023 complied with the statutory provisions listed hereunder and also that the Bank has proper Board-processes and compliance-mechanism in place to the extent, in the manner and subject to the reporting made hereinafter:

We have examined the books, papers, minute books, forms and returns filed and other records maintained by the Bank for the audit period 1st April 2022 to 31st March 2023 according to the provisions of:

i. The State Bank of India Act, 1955 ('the Act') and the State Bank of India General Regulations, 1955 ('the Regulations') made thereunder;

ii. The Securities Contracts (Regulation) Act, 1956 ('SCRA') and the rules made there under;

iii. The Depositories Act, 1996 and the Regulations and Bye-laws Framed there under;

iv. Foreign Exchange Management Act, 1999 and the rules and regulations made thereunder to extent of Foreign Direct Investment, Overseas Direct Investment and External Commercial borrowing;

v. The following Regulations and Guidelines prescribed under the Securities and Exchange Board of India Act, 1992 ('SEBI Act'):-

a) The Securities and Exchange Board of India (Substantial Acquisition of Shares and Takeovers) Regulations, 2011; (Not applicable to the Bank during the period under review)

b) The Securities and Exchange Board of India (Prohibition of Insider Trading) Regulations, 2015 ;

c) The Securities and Exchange Board of India (Issue of Capital and Disclosure Requirements) Regulations, 2009; (Not applicable to the Bank during the period under review)

d) The Securities and Exchange Board of India (Share Based Employee Benefits) Regulations, 2021; (Not applicable to the Bank during the period under review)

e) The Securities and Exchange Board of India (Issue and Listing of Non-

Convertible Debt Securities) Regulations, 2021;

f) The Securities and Exchange Board of India (Delisting of Equity Shares) Regulations, 2021; (Not applicable to the Bank during the period under review)

g) The Securities and Exchange Board of India (Buyback of Securities) Regulations, 2018; (Not applicable to the Bank during the period under review)

h) Securities and Exchange Board of India (Investor Protection and Education Fund) Regulations, 2009;

i) The Securities and Exchange Board of India (Registrars to Issue and Share Transfer Agents) Regulations, 1993 read with the Companies Act, 2013 and dealing with client;

j) The Securities and Exchange Board of India (Depositories and Participants) Regulations, 2018;

The list of Acts, Laws and Regulations specifically applicable to the Bank are given below:

i. The Banking Regulation Act, 1949, as amended.

ii. Master Directions, Notifications and Guidelines issued by RBI from time to time.

We have relied on the representation made by the Bank and its Officers for systems and

mechanism formed by the Bank for compliances under other applicable Acts, Laws and Regulations to the Bank.

We have also examined compliance with the applicable clauses of the following:

- a) Secretarial Standards issued by The Institute of Company Secretaries of India. (Not applicable during the period under review)
- b) The Securities Exchange Board of India (Listing Obligations and Disclosure Requirements) Regulations, 2015 ("Listing Regulation").

During the period under review the Bank has complied with the provisions of the Act, Rules, Regulations, Guidelines etc. mentioned above except the following:

- The Bank did not comply with requirement of having at least one Independent Woman Director on the Central Board as required under Regulation 17(1)(a) of the Listing Regulations.
- The Bank did not comply with the requirement of having at least half of the Board of Directors as Independent Director as required under Regulation 17(1)(b) of the Listing Regulations.
- The Bank did not comply with requirement of having not less than two directors to be nominated by the Central Government from among persons having special knowledge of the working of co-operative institutions and of rural economy or experience in commerce, industry, banking, or finance as required under Section 19(d) of SBI Act, 1955.

We further report that

The Board of Directors of the Bank is duly constituted with proper balance of Executive Directors, Non-Executive Directors and Independent Directors. The changes in the composition of the Board of Directors that took place during the period under review were carried out in compliance with the provisions of the Act.

Adequate notice is given to all directors to schedule the Board Meetings, agenda and detailed notes on agenda were sent at least seven days in advance, and a system exists for seeking and obtaining further information and clarifications on the agenda items before the meeting and for meaningful participation at the meeting.

Majority decision is carried through while the dissenting members' views are captured and recorded as a part of the minutes.

We further report that there are adequate systems and processes in the Bank commensurate with the size and operations of the Bank to monitor and ensure compliance with applicable laws, rules, regulations and guidelines.

We further report that during the audit period, the Bank had following specific events or actions which might have a bearing on the Bank's affairs in pursuance of the above referred laws, rules, regulations, guidelines, standards, etc.:

- Allotment of Non Convertible , Unsecured Basel iii Compliant Additional Tier Bond Series I of ₹6872 Crore on Private Placement Basis at 7.75%.
- Allotment of Non Convertible, Unsecured Basel III Complaint Tier

2 Bonds Series I of ₹4000 Crore on Private Placement Basis at 7.57%

- Allotment of Non Convertible , Taxable , Redeemable, Unsecured Fully Paid up Long term Bonds-Series I of ₹10,000 Crore on private placement Basis at 7.51%
- Allotment of Non- Convertible , Taxable, Redeemable, Unsecured Fully Paid up Long term Bonds-Series II of ₹9,718 Crore on Private Placement Basis at 7.70%
- Allotment of Non Convertible , Taxable , Perpetual, Subordinated, Unsecured, Fully Paid UP Basel iii Complaint AT 1 Bonds of ₹4,544 Crore on Private Placement Basis at 8.20%
- Allotment of Non Convertible , Taxable , Perpetual, Subordinated, Unsecured, Fully Paid UP Basel iii Complaint AT 1 Bonds of ₹3,717 Crore on Private Placement Basis at 8.25%
- Issued and allotment of Basel III compliant Additional Tier 1 Bonds, amounting ₹15,133 Crore
- Issued and allotted Basel III compliant Tier 2 Bonds amounting to ₹4,000 Crore
- Issued and allotment long term Infrastructure Bonds amounting to ₹19,718 Crore
- Exercised call option on AT 1 Bonds of ₹2,000 Crore.

For **Ragini Chokshi & Co.**
Company Secretaries
Firm Registration Number: 92897
PR NO: 659/2020
Date: 18.05.2023
Place: Mumbai

Puzhankara Sivakumar
(Company Secretary/Partner)
FCS No: 3050
CP No: 2210
UDIN: F003050E000329827

Annexure 'A'

To
The Members,
State Bank of India

Our Secretarial Audit Report for the Financial Year ended on 31st March 2023 of even date is to be read along with this letter.

1. Maintenance of Secretarial record is the responsibility of the Management of the Bank. Our responsibility is to express an opinion on these Secretarial records based on our audit.
2. We have followed the audit practices and processes as were appropriate to obtain reasonable assurance about the correctness of the contents of the Secretarial records. The verification was done on test basis to ensure that correct facts are reflected in Secretarial records. We believe that the processes and practices, we follow provide a reasonable basis for our opinion.
3. We have not verified the correctness and appropriateness of financial records and Books of Accounts of the Bank.
4. Wherever required, we have obtained the Management representation about the compliance of laws, rules and regulations and happening of events etc.
5. The compliance of the provisions of Corporate and other applicable laws, rules, regulations, standards is the responsibility of Management. Our examination was limited to the verification of procedures on test basis.
6. The Secretarial Audit report is neither an assurance as to the future viability of the Bank nor of the efficacy or effectiveness with which the Management has conducted the affairs of the Bank.

For **Ragini Chokshi & Co.**
Company Secretaries
Firm Registration Number: 92897
PR NO: 659/2020
Date: 18.05.2023
Place: Mumbai

Puzhankara Sivakumar
(Company Secretary/Partner)
FCS No: 3050
CP No: 2210
UDIN: F003050E000329827

Certificate of Non Disqualification of Directors

[Pursuant to Regulation 34(3) and Schedule V Para C clause (10)(i) of the SEBI (Listing Obligations and Disclosure Requirements) Regulations, 2015]

To,
The Members,
State Bank of India
State Bank Bhavan,
Madame Cama Road,
Mumbai - 400 021

We have examined the relevant registers, records, forms, returns and disclosures received from the Directors of State Bank of India (hereinafter referred to as 'the Bank') having Central Office at State Bank Bhavan, Madame Cama Road, Mumbai - 400021, produced before us by the Bank for the purpose of issuing this Certificate, in accordance with Regulation 34(3) read with Schedule V Para-C Sub clause 10(i) of the Securities Exchange Board of India (Listing Obligations and Disclosure Requirements) Regulations, 2015. In our opinion and to the best of our information and according to the verifications (including Directors Identification Number (DIN) status at the portal www.mca.gov.in) as considered necessary and explanations furnished to us by the Bank & its officers, we hereby certify that none of the directors on the Central Board of the Bank as stated below for the Financial Year ending on 31st March 2023 have been debarred or disqualified from being appointed or continuing as Directors of companies by the Securities and Exchange Board of India, Ministry of Corporate Affairs, or any such other Statutory Authority.

Sr. No.	Name of the Director	DIN	Date of appointment in the Bank
1	Mr. Dinesh Kumar Khara	06737041	09.08.2016
2	Mr. Challa Sreenivasulu Setty	08335249	20.01.2020
3	Mr. Swaminathan Janakiraman	08516241	28.01.2021
4	Mr. Ashwini Kumar Tewari	08797991	28.01.2021
5	Mr. Alok Kumar Choudhary	08480476	07.06.2022
6	Mr. B. Venugopal	02638597	07.06.2018
7	Dr. Ganesh G Natarajan	00176393	26.06.2020
8	Mr. Ketan Vikamsey	00282877	26.06.2020
9	Mr. Mrugank Paranjape	02162026	26.06.2020
10	Mr. Prafulla P Chhajed	03544734	21.12.2021
11	Dr. Vivek Joshi	02854207	15.11.2022
12	Mr. Anil Kumar Sharma	08537123	13.04.2021

Ensuring the eligibility of for the appointment / continuity of every Director on the Board is the responsibility of the management of the Bank. Our responsibility is to express an opinion n these based on our verification. This certificate is neither an assurance as to the future viability of the Bank nor of the efficiency or effectiveness with which the management has conducted the affairs of the Company.

For **Ragini Chokshi & Co.**
Company Secretaries
Firm Registration Number: 92897
PR NO: 659/2020
Date: 18.05.2023
Place: Mumbai

Puzhankara Sivakumar
(Company Secretary/Partner)
FCS No: 3050
CP No: 2210
UDIN: F003050E000329805

Auditor's Certificate on Corporate Governance

Independent Auditor's Certificate on Compliance with the Corporate Governance requirements under SEBI (Listing Obligations and Disclosure Requirements) Regulations, 2015

To
**The Members,
State Bank of India**

1. This Certificate is issued in accordance with the terms of our engagement letter dated 31st March 2023.
2. We, M/s. K.C. Mehta & Co. LLP, Chartered Accountants, the joint Statutory Central Auditors of State Bank of India ("the Bank") have examined the compliance of conditions of Corporate Governance by the Bank, for the year ended on 31st March 2023, as stipulated in Regulations 17 to 27 and clauses (b) to (i) [and (t)] of sub regulation (2) of regulation 46 and para C, D and E of Schedule V of the SEBI (Listing Obligations and Disclosure Requirements) Regulations, 2015 ("Listing Regulations").

Management's Responsibility

3. The Management of the Bank is responsible for ensuring that the Bank complies with the conditions of Corporate Governance stipulated in the Listing Regulations. This responsibility also includes the design, implementation and maintenance of internal controls and procedures to ensure compliance with the conditions of the Corporate Governance stipulated in the Listing Regulations.

Auditor's Responsibility

4. Our responsibility is limited to examining the procedures and implementation thereof, adopted by the Bank for ensuring the compliance of the conditions of the Corporate Governance. It is neither an audit nor an expression of opinion on the financial statements of the Bank.

5. We have examined the books of account and other relevant records and documents maintained by the Bank for the purpose of providing reasonable assurance on the compliance with Corporate Governance requirements by the Bank.
6. We conducted our examination in accordance with the Guidance Note on Certification of Corporate Governance and the Standards on Auditing issued by the Institute of Chartered Accountants of India ("ICAI"), in so far as applicable for the purpose of this certificate and as per the Guidance Note on Reports or Certificates for Special Purposes issued by the ICAI which requires that we comply with the ethical requirements of the Code of Ethics issued by the ICAI.
7. We have complied with the relevant applicable requirements of the Standard on Quality Control (SQC) 1, Quality Control for Firms that Perform Audits and Reviews of Historical Financial Information, and Other Assurance and Related Services Engagements issued by ICAI.

Opinion

8. Based on our examination as above and to the best of the information and explanations given to us and representations provided by the management, we certify that the Bank has complied with the conditions of Corporate Governance as stipulated in regulations 17 to 27 and clauses (b) to (i) of Regulation 46(2) and Paragraphs C and D of Schedule V to the Listing Regulations during the year ended 31st March 2023 except that:
 - a) The Bank did not have at least one Independent Woman Director on the

Central Board as required under Regulation 17(1)(a) of the Listing Regulations.

- b) The Bank did not have at least half of the Board of Directors as Independent Director as required under Regulation 17(1)(b) of the Listing Regulations.
9. We further state that such compliance is neither an assurance as to the future viability of the Bank nor the efficiency or effectiveness with which the management has conducted the affairs of the Bank.

Restriction on Use

10. This certificate is addressed to and provided to the members of the Bank solely for the purpose of enabling them to understand the requirements of the Listing Regulations related to Corporate Governance, and it should not be used by any other person or for any other purpose. Accordingly, we do not accept or assume any liability or any duty of care for any other purpose or to any other person to whom this certificate is shown or into whose hands it may come without our prior consent in writing. We have no responsibility to update this Certificate for any events or circumstances occurring after the date of this Certificate.

For **K C Mehta & Co. LLP**
Chartered Accountants,
Firm Registration Number: 106237W / W100829

Chirag Bakshi
Partner
Membership Number: 047164
UDIN:23047164BGVCQV7967

Place: Mumbai
Date: 18th May 2023

Business Responsibility and Sustainability Report

About the Business Responsibility and Sustainability Report:

Business Responsibility Report (BRR) of the Bank, is published on an annual basis since FY2013. Regulation 34(2) (f) of Securities and Exchange Board of India (Listing Obligations and Disclosure Requirements) Regulations, 2015 read with SEBI circular No. CIR/ CFD/CMD/10/2015 dated 04th November 2015 and SEBI Notification

No. SEBI/LAD-NRO/GN/2021/22 dated 5th May 2021 mandates the inclusion of Business Responsibility and Sustainability Report (BRSR) as a part of the Annual Report for Top 1000 listed entities based on market capitalisation (calculated as on 31st March of every financial year) at BSE and NSE. The Bank's Responsibility and Sustainability Report with the requisite mapping for the financial year ended 31st March 2023 has been hosted on the Bank's website

<https://www.sbi.co.in> under the link Investors Relations Annual Report. Any shareholder interested in obtaining a copy of the same may write to the Bank (email Id: dgm.csr@sbi.co.in and postal address: Deputy General Manager (CSR & Sustainability), State Bank of India, 9th floor, Corporate Centre, State Bank Bhavan, Madame Cama Road, Mumbai - 400 021).



Shri Dinesh Khara, Chairman, State Bank of India handing over the cheque to Govt. High School NAI JAIL, Bhopal under Transforming School Campaign.



Shri Dinesh Khara, Chairman, State Bank of India Donating to Pradhan Mantri TB Mukth Bharath Abhiyaan.



Shri Dinesh Khara, Chairman, State Bank of India Donating Ambulance to Bharat Vikas Parishad Charitable Trust, Punjab

State Bank of India

Balance Sheet as at 31st March 2023

(000s omitted)

	Schedule No.	As at 31.03.2023 (Current Year) ₹	As at 31.03.2022 (Previous Year) ₹
CAPITAL AND LIABILITIES			
Capital	1	892,46,12	892,46,12
Reserves & Surplus	2	326715,98,77	279195,59,89
Deposits	3	4423777,77,63	4051534,12,27
Borrowings	4	493135,15,62	426043,37,98
Other Liabilities and Provisions	5	272457,14,51	229931,84,28
TOTAL		5516978,52,65	4987597,40,54
ASSETS			
Cash and Balances with Reserve Bank of India	6	247087,57,52	318265,20,71
Balances with Banks and money at call and short notice	7	60812,04,28	76287,11,40
Investments	8	1570366,22,57	1481445,46,98
Advances	9	3199269,29,68	2733966,59,29
Fixed Assets	10	42381,80,31	37708,15,83
Other Assets	11	397061,58,29	339924,86,33
TOTAL		5516978,52,65	4987597,40,54
Contingent Liabilities	12	1826574,12,43	2007083,44,06
Bills for Collection	-	64531,07,67	77730,12,34
Significant Accounting Policies	17		
Notes to Accounts	18		

Schedules referred to above form an integral part of the Balance Sheet.

Shri Alok Kumar Choudhary
Managing Director
(Retail Business & Operations)

Shri Ashwini Kumar Tewari
Managing Director
(Risk, Compliance & SARG)

Shri Swaminathan J.
Managing Director
(Corporate Banking &
Subsidiaries)

Shri Challa Sreenivasulu Setty
Managing Director
(International Banking, Global
Markets & Technology)

Directors:

Shri B. Venugopal
Dr. Ganesh G Natarajan
Shri Ketan S. Vikamsey
Shri Mrugank M. Paranjape
Shri Prafulla P. Chhajed
Ms. Swati Gupta
Shri Anil Kumar Sharma

Shri Dinesh Kumar Khara
Chairman

Place: Mumbai

Date: 18th May 2023

In terms of our report of even date

For K C Mehta & Co LLP

Chartered Accountants
Firm Regn. No. 106237W/W100829

CA Chirag Bakshi

Partner: M. No. 047164

For Guha Nandi & Co.

Chartered Accountants
Firm Regn. No. 302039E

Dr. B. S. Kundu

Partner: M. No. 051221

For Suri & Co.

Chartered Accountants
Firm Regn. No. 004283S

CA V Natarajan

Partner: M. No. 223118

For Gokhale & Sathe

Chartered Accountants
Firm Regn. No. 103264W

CA Jayant Gokhale

Partner: M. No. 033767

Place: Mumbai

Date: 18th May 2023

For ASA & Associates LLP

Chartered Accountants
Firm Regn. No. 009571N/N500006

CA Prateet Mittal

Partner: M. No. 402631

For M C Bhandari & Co.

Chartered Accountants
Firm Regn. No. 303002E

CA Nikhil Jain

Partner: M. No. 301150

For Talati & Talati LLP

Chartered Accountants
Firm Regn. No. 110758W/W100377

CA Anand Sharma

Partner: M. No. 129033

For M K Aggarwal & Co.

Chartered Accountants
Firm Regn. No. 001411N

CA Atul Aggarwal

Partner: M. No. 099374

For Prem Gupta & Co.

Chartered Accountants
Firm Regn. No. 000425N

CA Shakun Gupta

Partner: M. No. 506838

For V Singhi & Associates

Chartered Accountants
Firm Regn. No. 311017E

CA Aniruddha Sengupta

Partner: M. No. 051371

For Ravi Rajan & Co. LLP

Chartered Accountants
Firm Regn. No. 009073N/N500320

CA Sumit Kumar

Partner: M. No. 512555

For JLN US & Co.

Chartered Accountants
Firm Regn. No. 101543W

CA Shalabh Kumar Daga

Partner: M. No. 401428

SCHEDULES

forming part of the Balance Sheet as at 31st March 2023

SCHEDULE 1 - CAPITAL

(000s omitted)

	As at 31.03.2023 (Current Year) ₹	As at 31.03.2022 (Previous Year) ₹
Authorised Capital:		
5000,00,00,000 shares of ₹1 each (Previous Year 5000,00,00,000 shares of ₹1 each)	5000,00,00	5000,00,00
Issued Capital:		
892,54,05,164 Equity Shares of ₹1 each (Previous Year 892,54,05,164 Equity Shares of ₹1 each)	892,54,05	892,54,05
Subscribed and Paid-up Capital:		
892,46,11,934 Equity Shares of ₹1 each (Previous Year 892,46,11,534 Equity Shares of ₹1 each)	892,46,12	892,46,12
[The above includes 8,91,60,950 Equity Shares of ₹1 each (Previous Year 10,36,05,740 Equity Shares of ₹1 each) represented by 89,16,095 (Previous Year 1,03,60,574) Global Depository Receipts]		
TOTAL	892,46,12	892,46,12

SCHEDULE 2 - RESERVES & SURPLUS

(000s omitted)

	As at 31.03.2023 (Current Year) ₹	As at 31.03.2022 (Previous Year) ₹
I. Statutory Reserves		
Opening Balance	85568,02,08	76065,22,66
Additions during the year	15069,73,61	9502,79,42
Deductions during the year	-	-
	100637,75,69	85568,02,08
II. Capital Reserves		
Opening Balance	15759,98,23	15221,82,99
Additions during the year	232,80,84	538,15,24
Deductions during the year	-	-
	15992,79,07	15759,98,23
III. Share Premium		
Opening Balance	79115,47,05	79115,47,05
Additions during the year	63	-
Deductions during the year	-	-
	79115,47,68	79115,47,05
IV. Investment Fluctuation Reserve		
Opening Balance	7695,94,74	3048,07,72
Additions during the year	4575,43,43	4647,87,02
Deductions during the year	-	-
	12271,38,17	7695,94,74

(000s omitted)

	As at 31.03.2023 (Current Year) ₹	As at 31.03.2022 (Previous Year) ₹
V. Foreign Currency Translation Reserve		
Opening Balance	9960,78,78	9072,39,67
Additions during the year	2794,39,13	888,39,11
Deductions during the year	-	-
	12755,17,91	9960,78,78
VI. Revenue and Other Reserves*		
Opening Balance	51836,11,81	50483,22,45
Additions during the year	2252,30,72	1352,89,36
Deductions during the year	-	-
	54088,42,53	51836,11,81
VII. Revaluation Reserve		
Opening Balance	23377,86,71	23577,34,78
Additions during the year	4578,34,93	-
Deductions during the year	199,95,74	199,48,07
	27756,25,90	23377,86,71
VIII. Balance of Profit and Loss Account	24098,71,82	5881,40,49
TOTAL	326715,98,77	279195,59,89

* Note: Revenue and Other Reserves include

- ₹5,00,00 thousand (Previous Year ₹5,00,00 thousand) of Integration and Development Fund (maintained under Section 36 of the State Bank of India Act, 1955)
- Special Reserve under Section 36(1)(viii) of the Income Tax Act, 1961 ₹17749,30,76 thousand (Previous Year ₹15696,95,76 thousand)
- Investment Reserves Current Year Nil (Previous Year Nil)

SCHEDULE 3 - DEPOSITS

(000s omitted)

	As at 31.03.2023 (Current Year) ₹	As at 31.03.2022 (Previous Year) ₹
A. I. Demand Deposits		
i) From Banks	3449,99,90	6551,52,93
ii) From Others	295593,04,38	270172,30,80
II. Savings Bank Deposits	1588405,52,42	1526856,80,29
III. Term Deposits		
i) From Banks	6994,90,95	7909,81,63
ii) From Others	2529334,29,98	2240043,66,62
TOTAL	4423777,77,63	4051534,12,27
B. i) Deposits of Branches in India	4253570,79,60	3920200,81,67
ii) Deposits of Branches outside India	170206,98,03	131333,30,60
TOTAL	4423777,77,63	4051534,12,27

SCHEDULES

forming part of the Balance Sheet as at 31st March 2023

SCHEDULE 4 - BORROWINGS

(000s omitted)

	As at 31.03.2023 (Current Year) ₹	As at 31.03.2022 (Previous Year) ₹
I. Borrowings in India		
i) Reserve Bank of India	24956,00,00	24956,00,00
ii) Other Banks	150,00,00	-
iii) Other Institutions and Agencies	88372,10,40	144073,34,11
iv) Bonds & Debentures (Other than capital Instruments)	19718,00,00	-
v) Capital Instruments:		
a) Innovative Perpetual Debt Instruments (IPDI)	49842,70,00	36709,70,00
b) Subordinated Debt	39289,90,00	35289,90,00
	89132,60,00	71999,60,00
TOTAL	222328,70,40	241028,94,11
II. Borrowings outside India		
i) Borrowings and Refinance outside India	270806,45,22	185014,43,87
ii) Capital Instruments: Innovative Perpetual Debt Instruments (IPDI)	-	-
TOTAL	270806,45,22	185014,43,87
GRAND TOTAL	493135,15,62	426043,37,98
Secured Borrowings included in I & II above	129118,98,56	178690,84,91

SCHEDULE 5 - OTHER LIABILITIES & PROVISIONS

(000s omitted)

	As at 31.03.2023 (Current Year) ₹	As at 31.03.2022 (Previous Year) ₹
I. Bills payable	27360,44,54	33431,04,90
II. Inter-office adjustments (Net)	4346,60,96	2344,61,99
III. Interest accrued	27028,92,65	17704,33,21
IV. Deferred Tax Liabilities (Net)	72	2,55,53
V. Others (including provisions)*	213721,15,64	176449,28,65
TOTAL	272457,14,51	229931,84,28

* Includes prudential provision for Standard Assets ₹25673,65,46 thousand (Previous Year ₹19972,60,99 thousand) which includes prudential provision made on a large borrower account having an exposure of ₹8,500 Crore.

SCHEDULE 6 - CASH AND BALANCES WITH RESERVE BANK OF INDIA

(000s omitted)

	As at 31.03.2023 (Current Year) ₹	As at 31.03.2022 (Previous Year) ₹
I. Cash in hand (including foreign currency notes and gold)	21409,48,82	21742,92,83
II. Balance with Reserve Bank of India		
i) In Current Account	225678,08,70	236116,27,88
ii) In Other Accounts	-	60406,00,00
TOTAL	247087,57,52	318265,20,71

SCHEDULE 7 - BALANCES WITH BANKS AND MONEY AT CALL & SHORT NOTICE

(000s omitted)

	As at 31.03.2023 (Current Year) ₹	As at 31.03.2022 (Previous Year) ₹
I. In India		
i) Balances with banks		
a) In Current Accounts	-	-
b) In Other Deposit Accounts	-	-
ii) Money at call and short notice		
a) With banks	7770,44,34	547,22,08
b) With Other Institutions	-	-
TOTAL	7770,44,34	547,22,08
II. Outside India		
i) In Current Accounts	43379,39,74	61541,33,80
ii) In Other Deposit Accounts	1122,11,64	2772,69,44
iii) Money at call and short notice	8540,08,56	11425,86,08
TOTAL	53041,59,94	75739,89,32
GRAND TOTAL (I and II)	60812,04,28	76287,11,40

SCHEDULE 8 - INVESTMENTS

(000s omitted)

	As at 31.03.2023 (Current Year) ₹	As at 31.03.2022 (Previous Year) ₹
I. Investments in India in:		
i) Government Securities	1238328,92,16	1162182,63,96
ii) Other Approved Securities	-	-
iii) Shares	14087,85,39	12424,39,66
iv) Debentures and Bonds	213392,76,78	215804,42,59
v) Subsidiaries and/or Joint Ventures (including Associates)*	14050,23,13	14012,38,80
vi) Others (Units of Mutual Funds etc.)	29076,31,69	23582,24,18
TOTAL	1508936,09,15	1428006,09,19
II. Investments outside India in:		
i) Government Securities (including local authorities)	30059,19,62	19728,93,24
ii) Subsidiaries and/or Joint Ventures abroad	5680,21,97	5028,44,04
iii) Other Investments (Shares, Debentures, etc.)	25690,71,83	28682,00,51
TOTAL	61430,13,42	53439,37,79
GRAND TOTAL (I and II)	1570366,22,57	1481445,46,98
III. Investments in India:		
i) Gross Value of Investments	1524189,29,58	1439648,85,34
ii) Less: Aggregate of Provisions/Depreciation	15253,20,43	11642,76,15
iii) Net Investments (vide I above)	1508936,09,15	1428006,09,19
IV. Investments outside India:		
i) Gross Value of Investments	63208,84,72	53537,57,21
ii) Less: Aggregate of Provisions/Depreciation	1778,71,30	98,19,42
iii) Net Investments (vide II above)	61430,13,42	53439,37,79
GRAND TOTAL (III and IV)	1570366,22,57	1481445,46,98

* Including Share application money

SCHEDULES

forming part of the Balance Sheet as at 31st March 2023

SCHEDULE 9 - ADVANCES

(000s omitted)

	As at 31.03.2023 (Current Year) ₹	As at 31.03.2022 (Previous Year) ₹
A.		
i) Bills purchased and discounted	181809,89,57	167282,62,94
ii) Cash credits, overdrafts and loans repayable on demand	836849,24,83	713526,87,72
iii) Term loans	2180610,15,28	1853157,08,63
TOTAL	3199269,29,68	2733966,59,29
B.		
i) Secured by tangible assets (includes advances against Book Debts)	2135804,65,54	1874674,76,97
ii) Covered by Bank/Government Guarantees	133100,11,33	114697,57,23
iii) Unsecured	930364,52,81	744594,25,09
TOTAL	3199269,29,68	2733966,59,29
C. I. Advances in India		
i) Priority Sector	697644,43,51	658546,87,83
ii) Public Sector	258891,40,67	167189,34,75
iii) Banks	447,11,05	1001,87,68
iv) Others	1751489,67,48	1496980,59,45
TOTAL	2708472,62,71	2323718,69,71
II. Advances outside India		
i) Due from banks	151113,59,09	119036,89,80
ii) Due from others		
a) Bills purchased and discounted	42518,59,79	35342,14,75
b) Syndicated loans	210775,60,39	182163,55,96
c) Others	86388,87,70	73705,29,07
TOTAL	490796,66,97	410247,89,58
GRAND TOTAL [C (I) and C (II)]	3199269,29,68	2733966,59,29

SCHEDULE 10 - FIXED ASSETS

(000s omitted)

	As at 31.03.2023 (Current Year) ₹	As at 31.03.2022 (Previous Year) ₹
I. Premises (including Revalued Premises)		
At cost/revalued as at 31 st March of the preceding year	30453,14,11	30362,68,76
Additions:		
- during the year	28,76,48	107,12,39
- for Revaluation	6407,26,03	-
Deductions:		
- during the year	6,81,67	1,16,82
- for Revaluation	1828,91,10	15,50,22
Depreciation to date:		
- on cost	1190,11,99	1058,70,21
- on Revaluation	1228,86,53	1028,90,79
	32634,45,33	28365,53,11

(000s omitted)

	As at 31.03.2023 (Current Year) ₹	As at 31.03.2022 (Previous Year) ₹
II. Other Fixed Assets (including furniture and fixtures)		
At cost/revalued as at 31 st March of the preceding year	38171,83,29	36131,54,03
Additions during the year	3354,44,78	2608,18,79
Deductions during the year	666,53,00	567,89,53
Depreciation to date	31393,47,30	29069,87,58
	9466,27,77	9101,95,71
III. Assets under Construction (Including Premises)	281,07,21	240,67,01
TOTAL (I, II, and III)	42381,80,31	37708,15,83

SCHEDULE 11 - OTHER ASSETS

(000s omitted)

	As at 31.03.2023 (Current Year) ₹	As at 31.03.2022 (Previous Year) ₹
I. Inter-office adjustments (Net)	-	-
II. Interest accrued	39191,05,69	33675,81,75
III. Tax paid in advance/tax deducted at source	16517,16,78	22292,88,93
IV. Deferred Tax Assets (Net)	10534,22,09	6247,27,92
V. Stationery and stamps	22,56,00	18,28,40
VI. Non-banking assets acquired in satisfaction of claims	56,10	56,10
VII. Others *	330796,01,63	277690,03,23
TOTAL	397061,58,29	339924,86,33

*Includes Deposits placed with NABARD/SIDBI/NHB amounting to ₹218591,19,47 thousand (Previous Year ₹195618,29,52 thousand)

SCHEDULE 12 - CONTINGENT LIABILITIES

(000s omitted)

	As at 31.03.2023 (Current Year) ₹	As at 31.03.2022 (Previous Year) ₹
I. Claims against the bank not acknowledged as debts	90421,31,87	85961,67,98
II. Liability for partly paid investments/Venture Funds	1689,05,00	1982,56,16
III. Liability on account of outstanding forward exchange contracts	1039221,77,94	1212393,31,12
IV. Guarantees given on behalf of constituents		
a) In India	165143,90,45	166478,97,17
b) Outside India	104910,29,06	95194,96,23
V. Acceptances, endorsements and other obligations	151795,92,04	178718,66,77
VI. Other items for which the bank is contingently liable*	273391,86,07	266353,28,63
TOTAL	1826574,12,43	2007083,44,06

*Includes Derivatives ₹261587,05,11 thousand (Previous Year ₹259459,41,01 thousand)

State Bank of India

Profit and Loss Account for the year ended 31st March 2023

(000s omitted)			
	Schedule No.	Year ended 31.03.2023 (Current Year) ₹	Year ended 31.03.2022 (Previous Year) ₹
I. INCOME			
Interest earned	13	332103,06,02	275457,29,04
Other Income	14	36615,59,76	40563,91,40
TOTAL		368718,65,78	316021,20,44
II. EXPENDITURE			
Interest expended	15	187262,55,56	154749,70,43
Operating expenses	16	97743,13,61	93397,51,52
Provisions and contingencies		33480,51,25	36198,00,44
TOTAL		318486,20,42	284345,22,39
III. PROFIT			
Net Profit for the year		50232,45,36	31675,98,05
Add: Profit/(Loss) brought forward		5881,40,49	(3600,84,46)
TOTAL		56113,85,85	28075,13,59
IV. APPROPRIATIONS			
Transfer to Statutory Reserve		15069,73,61	9502,79,42
Transfer to Capital Reserve		232,80,84	538,15,24
Transfer to Investment Fluctuation Reserve		4575,43,43	4647,87,02
Transfer to Revenue and other Reserves		2052,35,00	1168,44,00
Dividend for the current year		10084,81,15	6336,47,42
Balance carried over to Balance Sheet		24098,71,82	5881,40,49
TOTAL		56113,85,85	28075,13,59
V. EARNINGS PER EQUITY SHARE (Face value ₹1 per share)			
Basic (in ₹)		56.29	35.49
Diluted (in ₹)		56.29	35.49
Significant Accounting Policies	17		
Notes to Accounts	18		

Schedules referred to above form an integral part of the Profit & Loss Account.

Shri Alok Kumar Choudhary
Managing Director
(Retail Business & Operations)

Shri Ashwini Kumar Tewari
Managing Director
(Risk, Compliance & SARG)

Shri Swaminathan J.
Managing Director
(Corporate Banking &
Subsidiaries)

Shri Challa Sreenivasulu Setty
Managing Director
(International Banking, Global
Markets & Technology)

Directors:

Shri B. Venugopal
Dr. Ganesh G Natarajan
Shri Ketan S. Vikamsey
Shri Mrugank M. Paranjape
Shri Prafulla P. Chhajed
Ms. Swati Gupta
Shri Anil Kumar Sharma

Shri Dinesh Kumar Khara
Chairman

Place: Mumbai

Date: 18th May 2023



In terms of our report of even date

For K C Mehta & Co LLP

Chartered Accountants
Firm Regn. No. 106237W/W100829

CA Chirag Bakshi

Partner: M. No. 047164

For Guha Nandi & Co.

Chartered Accountants
Firm Regn. No. 302039E

Dr. B. S. Kundu

Partner: M. No. 051221

For Suri & Co.

Chartered Accountants
Firm Regn. No. 004283S

CA V Natarajan

Partner: M. No. 223118

For Gokhale & Sathe

Chartered Accountants
Firm Regn. No. 103264W

CA Jayant Gokhale

Partner: M. No. 033767

Place: Mumbai

Date: 18th May 2023

For ASA & Associates LLP

Chartered Accountants
Firm Regn. No. 009571N/N500006

CA Prateet Mittal

Partner: M. No. 402631

For M C Bhandari & Co.

Chartered Accountants
Firm Regn. No. 303002E

CA Nikhil Jain

Partner: M. No. 301150

For Talati & Talati LLP

Chartered Accountants
Firm Regn. No. 110758W/W100377

CA Anand Sharma

Partner: M. No. 129033

For M K Aggarwal & Co.

Chartered Accountants
Firm Regn. No. 001411N

CA Atul Aggarwal

Partner: M. No. 099374

For Prem Gupta & Co.

Chartered Accountants
Firm Regn. No. 000425N

CA Shakun Gupta

Partner: M. No. 506838

For V Singhi & Associates

Chartered Accountants
Firm Regn. No. 311017E

CA Aniruddha Sengupta

Partner: M. No. 051371

For Ravi Rajan & Co. LLP

Chartered Accountants
Firm Regn. No. 009073N/N500320

CA Sumit Kumar

Partner: M. No. 512555

For JLN US & Co.

Chartered Accountants
Firm Regn. No. 101543W

CA Shalabh Kumar Daga

Partner: M. No. 401428

SCHEDULES

forming part of the Profit and Loss Account for the year ended 31st March 2023

SCHEDULE 13 - INTEREST EARNED

(000s omitted)

	Year ended 31.03.2023 (Current Year) ₹	Year ended 31.03.2022 (Previous Year) ₹
I. Interest/ discount on advances/ bills	221400,64,68	171823,73,09
II. Income on investments	95928,26,71	84877,20,42
III. Interest on balances with Reserve Bank of India and other inter-bank funds	3491,01,12	4377,91,06
IV. Others	11283,13,51	14378,44,47
TOTAL	332103,06,02	275457,29,04

SCHEDULE 14 - OTHER INCOME

(000s omitted)

	Year ended 31.03.2023 (Current Year) ₹	Year ended 31.03.2022 (Previous Year) ₹
I. Commission, exchange and brokerage	26244,65,58	24565,21,06
II. Profit/(Loss) on sale of investments (Net)	3290,00,26	3485,08,43
III. Profit/(Loss) on revaluation of investments (Net)	(4644,43,56)	(263,27,88)
IV. Profit/(Loss) on sale of land, buildings and other assets (Net)	(29,78,85)	(16,86,60)
V. Profit/(Loss) on exchange transactions (Net)	5284,68,59	3479,04,06
VI. Income earned by way of dividends etc., from subsidiaries/ companies and/ or joint ventures abroad/ in India	855,10,80	718,37,49
VII. Miscellaneous Income ¹	5615,36,94	8596,34,84
TOTAL	36615,59,76	40563,91,40

¹ Miscellaneous Income includes Recoveries made in write-off accounts ₹7097,30,65 thousand (Previous Year ₹7781,69,59 thousand).

SCHEDULE 15 - INTEREST EXPENDED

(000s omitted)

	Year ended 31.03.2023 (Current Year) ₹	Year ended 31.03.2022 (Previous Year) ₹
I. Interest on deposits	162418,04,53	141247,47,11
II. Interest on Reserve Bank of India/Inter-bank borrowings	18080,16,02	7779,35,70
III. Others	6764,35,01	5722,87,62
TOTAL	187262,55,56	154749,70,43

SCHEDULE 16 - OPERATING EXPENSES

(000s omitted)

	Year ended 31.03.2023 (Current Year) ₹	Year ended 31.03.2022 (Previous Year) ₹
I. Payments to and provisions for employees ²	57291,84,28	57561,98,54
II. Rent, taxes and lighting	5702,00,53	5362,15,52
III. Printing and stationery	705,42,59	615,09,43
IV. Advertisement and publicity	323,38,66	316,15,73
V. Depreciation on Bank's property	3297,27,04	3248,58,59
VI. Directors' fees, allowances and expenses	1,56,38	1,70,49
VII. Auditors' fees and expenses (including branch auditors' fees and expenses)	270,79,10	270,60,67
VIII. Law charges	271,61,16	241,38,60
IX. Postages, Telegrams, Telephones etc.	536,54,31	507,66,87
X. Repairs and maintenance	1069,68,01	1036,20,89
XI. Insurance	5758,03,98	5239,81,42
XII. Other expenditure	22514,97,57	18996,14,77
TOTAL	97743,13,61	93397,51,52

²Payments to and provisions for employees includes exceptional item of Nil (Previous Year ₹7418,39,00 thousand) for enhancement in Family Pension under 11th Bipartite Settlement and Joint Note dated 11th November 2020.

SCHEDULES

forming part of the Balance Sheet and Profit and Loss Account for the year ended 31st March 2023

SCHEDULE 17: SIGNIFICANT ACCOUNTING POLICIES

A. Background:

State Bank of India (SBI or the Bank) is a banking and financial services statutory body engaged in providing a wide range of products and services to individuals, commercial enterprises, large corporates, public bodies, and institutional customers. The Bank is governed by the Banking Regulation Act, 1949, and the State Bank of India Act, 1955.

Following are the Significant Accounting Policies i.e. the specific accounting principles and methods of applying these principles in the preparation and presentation of financial statements of the Bank.

B. Basis of Preparation:

The accounting and reporting policies of the Bank conform to Generally Accepted Accounting Principles in India (Indian GAAP), comprising of regulatory norms, directions & guidelines prescribed by the Reserve Bank of India (RBI), statutory guidelines of the State Bank of India Act, 1955, and the Banking Regulation Act, 1949, Accounting Standards issued by Institute of Chartered Accountants of India (ICAI), and the accounting practices prevalent in the banking industry in India.

In case of foreign offices, the statutory provisions, and practices of the local laws of the respective foreign country are followed if they are more prudent.

Bank's financial statements are prepared under the historical cost convention, with fundamental accounting assumptions of going concern, consistency and accrual, unless otherwise stated.

The financial statements have been prepared in accordance with requirements under the Third Schedule of the Banking Regulation Act, 1949.

C. Use of Estimates:

The preparation of financial statements requires the management to make estimates and assumptions that are considered in the reported amount of assets and liabilities (including contingent liabilities) as of the date of the financial statements and the reported income and expenses during the reporting period. Management

believes that the estimates used in preparation of the financial statements are prudent and reasonable. Actual results could differ from these estimates.

D. Significant Accounting Policies:

1. Revenue recognition:

- 1.1 Income and expenditure are accounted on accrual basis, except otherwise stated.
- 1.2 Interest/Discount income is recognized in the Profit and Loss Account on realisation basis for following:
 - i. Income from Non-Performing Assets (NPAs) including investments, as per the prudential norms prescribed by RBI/respective country regulators in the case of foreign offices (hereafter collectively referred to as Regulatory Authorities),
 - ii. Income on Rupee Derivatives designated as "Trading".
- 1.3 In accordance with the guidelines issued by the Reserve Bank of India, Profit on sale of investments in the Held to Maturity (HTM) category and on sale of Fixed Assets is appropriated to Capital Reserve, net of applicable taxes and amount required to be transferred to Statutory Reserve.

The discount if any, on acquisition of investments in Held to Maturity (HTM) category is accounted as follows:

 - a) on interest bearing securities, it is accounted for at the time of sale/redemption.
 - b) on zero-coupon securities, it is accounted for over the balance tenor of the security on a constant yield basis.
- 1.4 Dividend income is recognized when the right to receive the dividend is established.
- 1.5 Commission on Letters of Credit (LC)/Bank Guarantee (BG), Deferred Payment Guarantee, Government Business, ATM interchange fee & "Upfront fee on restructured account" are recognized on accrual basis proportionately over the period. All other commission and fee income are accounted on a realisation basis.

- 1.6 One time Insurance Premium paid under Special Home Loan Scheme (December 2008 to June 2009) is amortised over the average loan period of 15 years.
- 1.7 Brokerage, Commission etc. paid/ incurred in connection with the issue of Bonds/ Deposits are amortised over the tenure of related Bonds/ Deposits and the expenses incurred in connection with the issue are charged upfront.
- 1.8 The Bank derecognises its financial assets when it sells to Securitisation Company (SC)/ Reconstruction Company (RC), and accounts for as under:
 - i. If the sale is at a price below the Net Book Value (NBV) (i.e. book value less provisions held), the shortfall is debited to the Profit and Loss Account in the year of sale.
 - ii. If the sale is for a value higher than the NBV, the excess provision is written back in the year the amounts are received.

2. Investments:

Investments are accounted for in accordance with the extant RBI guidelines on investment classification and valuation, as given below:

2.1 Classification:

As per RBI guidelines, investments are classified into Held to Maturity (HTM), Available for Sale (AFS) and Held for Trading (HFT) categories.

For disclosure in Balance Sheet, the investments are classified as Investments in India and outside India.

- Under each category, the investments in India are further classified as (i) Government Securities, (ii) Other Approved Securities, (iii) Shares, (iv) Bonds and Debentures, (v) Subsidiaries and Joint Ventures and (vi) Others.
- The investments outside India are further classified as (i) Government Securities (ii) Subsidiaries and Joint Ventures (iii) Other Investments.

2.2 Basis of classification:

- i. Investments that the Bank intends to hold till maturity are categorised as “Held to Maturity (HTM)”.
- ii. Investments that are held principally for resale within 90 days from the date of purchase are categorised as “Held for Trading (HFT)”.
- iii. Investments, which are not classified in above two categories, are classified as “Available for Sale (AFS)”.
- iv. An investment is classified as HTM, HFT or AFS at the time of its purchase and subsequent shifting amongst categories is done in conformity with regulatory guidelines.
- v. Investments in subsidiaries and joint ventures are classified as HTM except in respect of those investments which are acquired and held exclusively with a view to its subsequent disposal. These investments are classified as AFS.

2.3 Valuation:

- i. The transactions in all securities are recorded on a Settlement Date and cost is determined on the weighted average cost method except for investments under HTM category which are accounted on FIFO basis (First In First Out).
 - a) Brokerage/commission received on subscriptions is reduced from the cost. Brokerage, Commission, Securities Transaction Tax (STT) etc. paid in connection with acquisition of investments are expensed upfront and excluded from cost.
 - b) Broken period interest paid/received on debt instruments is treated as interest expense/income and is excluded from cost/sale consideration.

SCHEDULES

forming part of the Balance Sheet and Profit and Loss Account for the year ended 31st March 2023

ii. Valuation of investments classified as Held to Maturity:

- a) Investments under Held to Maturity category are carried at acquisition cost. The premium paid on acquisition if any, is amortised over the term to maturity on a constant yield basis. Such amortisation of premium is accounted as income on investments.
- b) Investments (in India and abroad) in subsidiaries, joint ventures and associates are valued at historical cost. A provision is made for diminution, other than temporary, for each investment individually.
- c) Investments in Regional Rural Banks are valued at carrying cost (i.e. book value).

iii. Valuation of investments classified as Available for Sale and Held for Trading:

Investments classified as Available for Sale and Held for Trading are individually revalued at market price or fair value determined as per the regulatory guidelines and the net depreciation if any, of each group for each category (viz. (i) Government securities, (ii) Other Approved Securities, (iii) Shares, (iv) Bonds and Debentures, (v) Subsidiaries and Joint Ventures and (vi) others) is provided for and net appreciation is ignored.

iv. Valuation policy in event of inter category transfer of investments:

- a) Transfer of securities from HFT/AFS category to HTM category is carried out at the lower of acquisition cost/ book value/ market value on the date of transfer. The depreciation, if any, on such transfer is fully provided for.
- b) Transfer of securities from HTM category to AFS category is carried out on acquisition price/book value. On transfer, these securities are immediately revalued and resultant depreciation, if any, is provided, in the Profit and Loss Account.

v. Valuation in case of sale of NPA (financial asset) to Securitisation Company (SC)/ Asset Reconstruction Company (ARC) against issue of Security Receipts:

- a) The investment in security receipts obtained by way of sale of NPA to SC / RC, is recognized at lower of: (i) Net Book Value (NBV) (i.e. book value less provisions held) of the financial asset; and (ii) Redemption value of SR.
 - b) SRs issued by an SC / ARC are valued in accordance with the guidelines applicable to non-SLR instruments. Accordingly, in cases where the SRs issued by the SC / ARC are limited to the actual realisation of the financial assets assigned to the instruments in the concerned scheme, the Net Asset Value, obtained from the SC / ARC, is reckoned for valuation of such investments.
- vi. Treasury Bills and Commercial Papers are valued at carrying cost.

2.4 Investments (NPI):

- i. In respect of domestic offices, based on the guidelines issued by RBI, investments are classified as performing and non-performing as follows:
 - a) Interest/instalment (including maturity proceeds) is due and remains unpaid for more than 90 days.
 - b) In the case of equity shares, in the event the investment in shares of any company is valued at ₹1 per company on account of non-availability of the latest balance sheet, those equity shares would be reckoned as NPI.
 - c) The Bank also classifies an investment as a non-performing investment in case any credit facility availed by the same borrower/entity has been classified as a non-performing asset and vice versa. The above is applied to Preference Shares where the fixed dividend is not paid.

- d) The investments in debentures/bonds, which are deemed to be advance, are also subjected to NPI norms as applicable to investments.
- ii. In respect of foreign offices, classification and provisions for non-performing investments (NPIs) are made as per the local regulations or as per the norms of RBI, whichever are more prudent.

2.5 Accounting for Repo/Reverse Repo transactions:

The Bank enters Repurchase and Reverse Repurchase Transactions with RBI under Liquidity Adjustment Facility (LAF) and with market participants. Repurchase Transaction represents borrowing by selling the securities with an agreement to repurchase the securities. Reverse Repo Transactions on the other hand, represent lending funds by purchasing the securities.

- i. Transactions with RBI under Liquidity Adjustment Facility (LAF) are accounted for as Collateralised Lending and Borrowing transactions.
- ii. In Repo and Reverse Repo transaction, securities sold (purchased) and repurchased (resell) are accounted as normal outright sale (purchase) transactions and such movement of securities is reflected using the Repo/Reverse Repo Accounts and contra entries. The above entries are reversed on the date of maturity.
- iii. Balance in Repo Account is classified under Schedule 4 'Borrowings'.
- iv. All type of Reverse Repos with RBI including those under Liquidity Adjustment Facility are presented under sub item (ii) 'In Other Accounts' of item (II) Balances with RBI under Schedule 6 'Cash and balances with RBI'.
- v. Reverse Repos with banks and other institutions having original tenors up to and inclusive of 14 days are classified as Money at call and short notice under Schedule 7 'Balance with Banks and Money at call & short notice'. Reverse Repos with original maturity more than 14 days but up to 1 year are classified as Cash Credits, overdrafts and

loans repayable on demand, under Schedule 9 'Advances'. All other Reverse Repos are classified as Term Loans under Schedule 9 'Advances'.

- vi. Borrowing cost of repo transactions and revenue on reverse repo transactions, with RBI or others, is accounted for as interest expense and interest income, respectively.

3. Loans/Advances and Provisions thereon:

- 3.1 Based on the guidelines/directives issued by the RBI, Loans and Advances are classified as performing and non-performing, as follows:
 - i. A term loan is classified as a non-performing asset, if interest and/or instalment of principal remains overdue for a period of more than 90 days.
 - ii. An Overdraft or Cash Credit is classified as a non-performing asset, if, the account remains "out of order", i.e. if the outstanding balance exceeds the sanctioned limit/drawing power continuously for a period of 90 days, or if there are no credits continuously for 90 days as on the date of balance sheet, or if the credits are not adequate to cover the interest debited during the same period.
 - iii. The bills purchased/discounted are classified as Non-performing Asset, if the bill remains overdue for a period of more than 90 days.
 - iv. The agricultural advances are classified as a non-performing if, (a) for short duration crops, where the instalment of principal or interest remains overdue for two crop seasons; and (b) for long duration crops, where the principal or interest remains overdue for one crop season.
- 3.2 NPAs are classified into Sub-standard, Doubtful and Loss Assets, based on the following criteria stipulated by RBI:
 - i. Sub-standard: A loan asset that has remained non-performing for a period less than or equal to 12 months.
 - ii. Doubtful: A loan asset that has remained in the sub-standard category for a period of 12 months.

SCHEDULES

forming part of the Balance Sheet and Profit and Loss Account for the year ended 31st March 2023

iii. Loss: A loan asset where loss has been identified but the amount has not been fully written off.

3.3 Provisions are made for NPAs as per the extant guidelines prescribed by the regulatory authorities, subject to minimum provisions as prescribed below:

Sub-standard Assets:	<ul style="list-style-type: none"> i. A general provision of 15% on the total outstanding. ii. Additional provision of 10% for exposures which are unsecured ab-initio (i.e. where realisable value of security is not more than 10 percent ab-initio). iii. Unsecured Exposure in respect of infrastructure advances where certain safeguards such as escrow accounts are available – 20%.
Doubtful Assets:	
-Secured portion:	<ul style="list-style-type: none"> i. Up to one year – 25% ii. One to three years – 40% iii. More than three years – 100%
-Unsecured portion	100%
Loss Assets:	100%.

3.4 In respect of foreign offices, the classification of loans and advances and provisions for NPAs are made as per the local regulations or as per the norms of RBI, whichever is more prudent.

3.5 Advances are net of specific loan loss provisions, unrealised interest, ECGC claims received and bills rediscounted.

3.6 For restructured/rescheduled assets, provisions are made in accordance with the guidelines issued by the RBI, which require that the difference between the fair value of the loans/advances before and after restructuring is provided for, in addition to provision for the respective loans/advances. The Provision for Diminution in Fair Value (DFV) and interest sacrifice, if any, arising out of the above, is reduced from advances.

3.7 In the case of loan accounts classified as NPAs, an account may be reclassified as a performing asset if it conforms to the guidelines prescribed by the regulators.

3.8 Amounts recovered against debts written off in earlier years are recognized as revenue in the year of recovery.

3.9 In addition to the specific provision on NPAs, general provisions are also made for standard assets as per extant RBI Guidelines. These provisions are reflected in Schedule 5 of the Balance Sheet under the head "Other Liabilities & Provisions – Others" and are not considered for arriving at the Net NPAs.

3.10 The Bank also makes additional provisions on specific non-performing assets.

3.11 Appropriation of recoveries in NPAs are made in order of priority as under:

- a) Charges, Costs, Commission etc.
- b) Unrealized Interest/Interest
- c) Principal

However, in Compromise and Resolution/Settlement through National Company Law Tribunal (NCLT) cases, the recoveries are appropriated as per the terms of respective compromise/ resolution/ settlement. In case of suit filed accounts, recovery is appropriated as per directives of respective courts.

4. Floating Provisions & Countercyclical Provisioning Buffer:

The Bank has a policy for creation and utilisation of Countercyclical Provisioning Buffer in good times as well as for floating provisions separately for advances, investments, and general purposes. The quantum of floating provisions and Countercyclical Provisioning Buffer to be created is assessed at the end of the financial year. These provisions are utilised only for contingencies under extraordinary circumstances specified in the policy with prior permission of Reserve Bank of India.

5. Provision for Country Exposure:

In addition to the specific provisions held according to the asset classification status, provisions are also made for individual country exposures (other than the home country). Countries are categorised into seven risk categories, namely, insignificant, low, moderate, high, very high, restricted and off-

credit and provisioning made as per extant RBI guidelines. If the country exposure (net) of the Bank in respect of each country does not exceed 1% of the total funded assets, no provision is maintained on such country exposures. The provision is reflected in Schedule 5 of the Balance Sheet under the head "Other Liabilities & Provisions – Others".

6. Derivatives:

- 6.1 The Bank enters in derivative contracts, such as foreign currency options, interest rate swaps, currency swaps, cross currency interest rate swaps and forward rate agreements to hedge on-balance sheet/off-balance sheet assets and liabilities or for trading purposes. The swap contracts entered to hedge on-balance sheet assets and liabilities are structured in such a way that they bear an opposite and offsetting impact with the underlying on-balance sheet items. The impact of such derivative instruments is correlated with the movement of the underlying assets and accounted in accordance with the principles of hedge accounting.
- 6.2 Derivative contracts classified as hedge are recorded on accrual basis. Hedge contracts are not marked to market unless the underlying assets/liabilities are also marked to market.
- 6.3 Except as mentioned above, all other derivative contracts are marked to market as per the Generally Accepted Accounting Practices prevalent in the industry. In respect of derivative contracts that are marked to market, changes in the market value are recognized in the Profit and Loss Account in the period of change. Any receivable under derivative contracts, which remain overdue for more than 90 days, are reversed through Profit and Loss Account to "Suspense Account Crystallised Receivables". In cases where the derivative contracts provide for more settlement in future and if the derivative contract is not terminated on the overdue receivables remaining unpaid for 90 days, the positive MTM pertaining to future receivables is also reversed from Profit and Loss Account to "Suspense Account – Positive MTM".
- 6.4 Option premium paid or received is recorded in Profit and Loss Account at the expiry of the option. The balance in the premium received on options sold and premium paid on options bought is

considered to arrive at Mark-to-Market value for forex Over the Counter (OTC) options.

- 6.5 Exchange Traded Derivatives entered in for trading purposes are valued at prevailing market rates based on rates given by the Exchange and the resultant gains and losses are recognized in the Profit and Loss Account.

7. Fixed Assets, Depreciation and Amortisation:

- 7.1 Fixed Assets are carried at cost less accumulated depreciation/amortisation except for freehold premises carried at revalued amount, being fair value at the date of revaluation less accumulated depreciation, as stated otherwise.
- 7.2 Cost includes cost of purchase and all expenditure such as site preparation, installation costs and professional fees incurred on the asset before it is put-to-use. Subsequent expenditure(s) incurred on the assets put-to-use are capitalised only when it increases the future benefits from such assets or their functioning capability. The fixed assets in domestic offices are depreciated at straight-line method based on useful life of the assets stated as under:

Sr. No.	Description of Fixed Assets	Useful life for Depreciation
i.	Computers	3 years
ii.	Computer Software forming an integral part of the computer hardware	3 years
iii.	Computer Software which does not form an integral part of Computer hardware and cost of Software Development	3 years
iv.	Automated Teller Machine/ Cash Deposit Machine/ Coin Dispenser/ Coin Vending Machine	5 years
v.	Server	4 years
vi.	Network Equipment	5 years
vii.	<u>Other major fixed assets:</u>	
	Premises	60 years
	Vehicles	5 years
	Safe Deposit Lockers	20 years
	Furniture & Fixtures	10 years

SCHEDULES

forming part of the Balance Sheet and Profit and Loss Account for the year ended 31st March 2023

- 7.3 In respect of assets acquired during the year (for domestic operations), depreciation is charged on proportionate basis for the number of days the assets have been put-to-use during the year.
- 7.4 Assets costing less than ₹1,000 each are charged off in the year of purchase.
- 7.5 In respect of leasehold premises, the lease premium, if any, is amortised over the period of lease (except for premises and land on perpetual lease) and Lease payments for assets taken on Operating lease are recognized as expense in the Profit & Loss account over the lease term on straight-line basis.
- 7.6 In respect of fixed assets held at foreign offices, depreciation is provided as per the regulations/norms of the respective countries.
- 7.7 The Bank revalue freehold immovable assets at every three years. The increase in Net Book Value of the asset due to revaluation is credited to the Revaluation Reserve Account without routing through the Profit and Loss Account. Additional Depreciation on the revalued asset is charged to the Profit and Loss Account and appropriated from the Revaluation Reserves to General Reserve. The revalued asset is depreciated over the balance useful life of the asset as assessed at the time of revaluation.

8. Leases:

The asset classification and provisioning norms applicable to advances, as laid down in Para 3 above, are applied to financial leases also.

9. Impairment of Assets:

Fixed Assets are reviewed for impairment whenever events or changes in circumstances warrant that the carrying amount of an asset may not be recoverable. Recoverability of assets to be held and used is measured by a comparison of the carrying amount of an asset to future Net Discounted Cash Flows expected to be generated by the asset. If such assets are impaired, the impairment to be recognized is measured by the amount by which the carrying amount of the asset exceeds the fair value of the asset.

10. Effect of changes in the foreign exchange rate:

10.1 Foreign Currency Transactions:

- i. Foreign currency transactions are recorded on initial recognition in the reporting currency by applying to the foreign currency amount the exchange rate between the reporting currency and the foreign currency on the date of transaction.
- ii. Foreign currency monetary items are reported using the Foreign Exchange Dealers Association of India (FEDAI) closing (spot/forward) rates.
- iii. Foreign currency non-monetary items, which are carried at historical cost, are reported using the exchange rate on the date of the transaction.
- iv. Contingent liabilities denominated in foreign currency are reported using the FEDAI closing spot rates.
- v. Outstanding foreign exchange spot and forward contracts held for trading are revalued at the exchange rates notified by FEDAI for specified maturities, and the resulting Profit or Loss is recognized in the Profit and Loss Account.
- vi. Foreign exchange forward contracts which are not intended for trading and are outstanding on the balance sheet date, are re-valued at the closing spot rate. The premium or discount arising at the inception of such forward exchange contract is amortised as expense or income over the life of the contract.
- vii. Exchange differences arising on the settlement of monetary items at rates different from those at which they were initially recorded are recognized as income or as expense in the period in which they arise.
- viii. Gains/Losses on account of changes in exchange rates of open position in currency futures trades are settled with the exchange clearing house on daily basis and such gains/losses are recognized in the Profit and Loss Account.

10.2 Foreign Operations:

Foreign Branches of the Bank and Offshore Banking Units (OBU) have been classified as Non-integral Operations and Representative Offices have been classified as Integral Operations.

i. Non-integral Operations:

- a. Both monetary and non-monetary foreign currency assets and liabilities including contingent liabilities of non-integral foreign operations are translated at closing exchange rates notified by FEDAI at the Balance Sheet date.
- b. Income and expenditure of non-integral foreign operations are translated at quarterly average closing rates notified by FEDAI.
- c. Exchange differences arising on investment in non-integral foreign operations are accumulated in Foreign Currency Translation Reserve until the disposal of the investment.
- d. The Assets and Liabilities of foreign offices in foreign currency (other than local currency of the foreign offices) are translated into local currency using spot rates applicable to that country on the balance sheet date.

ii. Integral Operations:

- a. Foreign currency transactions are recorded on initial recognition in the reporting currency by applying to the foreign currency amount the exchange rate between the reporting currency and the foreign currency on the date of transaction.
- b. Monetary foreign currency assets and liabilities of integral foreign operations are translated at closing (Spot/Forward) exchange rates notified by FEDAI at the balance sheet date and the resulting Profit/Loss is included in the Profit and Loss Account. Contingent Liabilities are translated at Spot rate.

- c. Foreign currency non-monetary items which are carried at historical cost are reported using the exchange rate on the date of the transaction.

11. Employee Benefits:

11.1 Short-Term Employee Benefits:

The undiscounted amounts of short-term employee benefits, such as medical benefits which are expected to be paid in exchange for the services rendered by employees, are recognized during the period when the employee renders the service.

11.2 Long-Term Employee Benefits:

i. Defined Benefit Plans:

- a. The Bank operates a Provident Fund scheme. All eligible employees are entitled to receive benefits under the Bank's Provident Fund scheme. The Bank contributes to the fund at 10% of employee's basic pay plus eligible allowance monthly. These contributions are remitted to a Trust established for this purpose and are charged to Profit and Loss Account. The Bank recognizes such annual contributions as an expense in the year to which it relates. Shortfall, if any, is provided for based on actuarial valuation.
- b. The Bank operates Gratuity and Pension schemes which are defined benefit plans.
 - The Bank provides for gratuity to all eligible employees. The benefit is in the form of lump sum payments to vested employees on retirement, or on death while in employment, or on termination of employment, for an amount equivalent to 15 days basic salary payable for each completed year of service, subject to the cap prescribed by the Statutory Authorities or Service Gratuity without cap for erstwhile Associate Bank's employees. Vesting occurs upon completion of five years of service. The Bank makes

SCHEDULES

forming part of the Balance Sheet and Profit and Loss Account for the year ended 31st March 2023

periodic contributions to a fund administered by Trustees based on an independent external actuarial valuation carried out annually.

- The Bank provides for pension to all eligible employees. The benefit is in the form of monthly payments as per rules to vested employees on retirement or on death while in employment, or on termination of employment. Vesting occurs at different stages as per rules. The Bank makes monthly contribution to the Pension Fund at 10% of salary in terms of SBI Employees' Pension Fund Regulations. The pension liability is reckoned based on an independent actuarial valuation carried out annually and Bank makes such additional contributions periodically to the Fund as may be required to secure payment of the benefits under the Pension Fund Regulations.
- c. The cost of providing defined benefits is determined using the projected unit credit method, with actuarial valuations being carried out at each balance sheet date. Actuarial gains/losses are immediately recognized in the Profit and Loss Account and are not deferred.

ii. Defined Contribution Plan:

The Bank operates a New Pension Scheme (NPS) for all officers/employees joining the Bank on or after 1st August 2010, which is a defined contribution plan. (Such new joiners not being entitled to become members of the existing SBI Pension Scheme). As per the scheme, these employees contribute 10% of their basic pay plus dearness allowance to the scheme together with Bank's contribution at 14% of basic pay plus dearness allowance. Pending completion of registration procedures of the employees concerned, these contributions are retained as deposits in the Bank and earn interest at the rate applicable to Provident Fund balance. The

Bank recognizes such annual contributions and interest as an expense in the year to which they relate. Upon receipt of the Permanent Retirement Account Number (PRAN), the consolidated contribution amounts are transferred to the NPS Trust.

iii. Other Long Term Employee Benefits:

- a. All eligible employees of the Bank are eligible for compensated absences, silver jubilee award, leave travel concession, retirement award and resettlement allowance. The cost of such long-term employee benefits are internally funded by the Bank.
- b. The cost of providing other long-term benefits is determined using the projected unit credit method with actuarial valuations being carried out at each Balance Sheet date. Past service cost, if any, is immediately recognized in the Profit and Loss Account and is not deferred.

11.3 Employee benefits relating to employees employed at foreign offices are valued and accounted for as per the respective local laws/regulations.

12. Segment Reporting:

The Bank recognizes the business segment as the primary reporting segment and geographical segment as the secondary reporting segment in accordance with the RBI guidelines and in compliance with the Accounting Standard 17 issued by Institute of Chartered Accountants of India.

13. Taxes on income:

Income tax expense is the aggregate amount of current tax and deferred tax expense incurred by the Bank. The current tax expense and deferred tax expense are determined in accordance with the provisions of the Income Tax Act, 1961 and as per Accounting Standard 22 - "Accounting for Taxes on Income" respectively after considering taxes paid at the foreign offices, which are based on the tax laws of respective jurisdictions. Deferred Tax

adjustments comprises of changes in the deferred tax assets or liabilities during the year. Deferred tax assets and liabilities are recognized by considering the impact of timing differences between taxable income and accounting income for the current year and carry forward losses. Deferred tax assets and liabilities are measured using tax rates and tax laws that have been enacted or substantively enacted at the balance sheet date. The impact of changes in deferred tax assets and liabilities is recognized in the profit and loss account. Deferred tax assets are recognized and re-assessed at each reporting date, based upon management's judgement as to whether their realisation is considered as reasonably certain. Deferred Tax Assets are recognized on carry forward of unabsorbed depreciation and tax losses only if there is virtual certainty supported by convincing evidence that such deferred tax assets can be realised against future profits.

14. Earnings per Share:

- 14.1 The Bank reports basic and diluted earnings per share in accordance with AS 20 –“Earnings per Share” issued by the ICAI. Basic Earnings per Share are computed by dividing the Net Profit after Tax for the year attributable to equity shareholders by the weighted average number of equity shares outstanding for the year.
- 14.2 Diluted Earnings per Share reflect the potential dilution that could occur if securities or other contracts to issue equity shares were exercised or converted during the year. Diluted Earnings per Share are computed using the weighted average number of equity shares and dilutive potential equity shares outstanding at year end.

15. Provisions, Contingent Liabilities and Contingent Assets:

- 15.1 In conformity with AS 29, “Provisions, Contingent Liabilities and Contingent Assets”, issued by the Institute of Chartered Accountants of India, the Bank recognizes provisions only when it has a present obligation because of a past event, and would result in a probable outflow of resources embodying economic benefits will be required to settle the obligation, and when a reliable estimate of the amount of the obligation can be made.

15.2 No provision is recognized for:

- i) any possible obligation that arises from past events and the existence of which will be confirmed only by the occurrence or non-occurrence of one or more uncertain future events not wholly within the control of the Bank; or
- ii) any present obligation that arises from past events but is not recognized because:
 - a) it is not probable that an outflow of resources embodying economic benefits will be required to settle the obligation; or
 - b) a reliable estimate of the amount of obligation cannot be made.

Such obligations are recorded as Contingent Liabilities. These are assessed at regular intervals and only that part of the obligation for which an outflow of resources embodying economic benefits is probable, is provided for, except in the extremely rare circumstances where no reliable estimate can be made.

15.3 Provision for reward points in relation to the debit card holders of the Bank is being provided for on actuarial estimates.

15.4 Provisions for onerous contracts are recognized when the expected benefits to be derived by the Bank from a contract are lower than the unavoidable costs of meeting the future obligations under the contract. The provision is measured at the present value of the lower of the expected cost of terminating the contract and the expected net cost of continuing with the contract. Before a provision is established, the Bank recognizes any impairment loss on the assets associated with that contract.

15.5 Contingent Assets are not recognized in the financial statements.

16. Bullion Transactions:

The Bank imports bullion including precious metal bars on a consignment basis for selling to its customers. The imports are typically on a back-to-back basis and are priced to the customer based on price quoted by the supplier. The Bank earns a fee on such bullion transactions. The fee

SCHEDULES

forming part of the Balance Sheet and Profit and Loss Account for the year ended 31st March 2023

is classified under commission income. The Bank also accepts deposits and lends gold, which is treated as deposits/ advances as the case may be with the interest paid/ received classified as interest expense/ income. Gold Deposits, Metal Loan Advances and closing Gold Balances are valued at available Market Rate as on the date of Balance Sheet.

17. Special Reserves:

Revenue and other Reserve include Special Reserve created under Section 36(i)(viii) of the Income Tax Act, 1961. The Board of Directors of the

Bank has passed a resolution approving creation of the reserve and confirming that it has no intention to make withdrawal from the Special Reserve.

18. Share Issue Expenses:

Share issue expenses are charged to the Share Premium Account.

19. Cash and cash equivalents:

Cash and cash equivalents include Cash and Balances with RBI, Balances with Banks and money at call and short notice.

SCHEDULE - 18: NOTES TO ACCOUNTS

18.1 Regulatory Capital

a) Composition of Regulatory Capital (As per Basel III)

		(₹ in Crore)	
Sr. No.	Items	As at 31 st March 2023	As at 31 st March 2022
i)	Common Equity Tier 1 capital	2,85,834.97	2,46,360.79
ii)	Additional Tier 1 capital	49,692.70	36,709.70
iii)	Tier 1 capital (i + ii)	3,35,527.67	2,83,070.49
iv)	Tier 2 capital	73,051.40	59,721.52
v)	Total capital (Tier 1 + Tier 2)	4,08,579.07	3,42,792.01
vi)	Total Risk Weighted Assets (RWAs)	27,83,058.70	24,78,703.46
vii)	CET 1 Ratio (%) (CET 1 as a percentage of RWAs)	10.27%	9.94%
viii)	Tier 1 capital ratio (%) (Tier 1 capital as a percentage of RWAs)	12.06%	11.42%
ix)	Tier 2 capital ratio (%) (Tier 2 capital as a percentage of RWAs)	2.62%	2.41%
x)	Capital to Risk Weighted Assets Ratio (CRAR) (%) (Total capital as a percentage of RWAs)	14.68%	13.83%
xi)	Leverage ratio	5.52%	5.09%
xii)	Percentage of the Shareholding of Government of India	56.92%	56.92%
xiii)	Amount of paid-up equity capital raised during the year	\$	--
xiv)	Amount of non-equity Tier 1 capital raised during the year: Basel III compliant Perpetual Debt Instruments	15,133.00	13,974.00
xv)	Amount of Tier 2 capital raised during the year: Basel III compliant Debt Capital instruments	4,000.00	--

RBI vide circular No. DBR.No.BP.BC.83/21.06.201/2015-16 dated 1st March 2016, has given discretion to banks to consider Revaluation Reserve, Foreign Currency Translation Reserve and Deferred Tax Asset for purposes of computation of Capital Adequacy as CET- I capital ratio. The Bank has exercised the option in the above computation.

§ The Bank during the year, has allotted 400 equity shares of ₹1/- each for cash at a premium of ₹158/- per equity share out of 7,93,630 shares (issued as a part of Right Issue-2008) allotment of which was held in abeyance for resolution of title dispute. Out of the total subscription of ₹63,600/- received, ₹400/- was transferred to Share Capital Account and ₹63,200/- to Share Premium Account. As on 31st March 2023 allotment of 7,93,230 shares is held in abeyance.

SCHEDULES

forming part of the Balance Sheet and Profit and Loss Account for the year ended 31st March 2023

b) Drawdown from Reserves:

During the year, there has been no draw down from the reserves to the Profit & Loss Account.

c) Innovative Perpetual Debt Instruments (IPDI)

The details of IPDI issued which qualify for Hybrid Tier I Capital and outstanding are as under:

(₹ in Crore)				
Sr. No.	Nature of Bonds	Principal Amount	Date of Issue	Rate of Interest % p.a.
i)	SBI Non-Convertible Unsecured Basel III AT 1 Bonds 2018	4,021.00	04.12.2018	9.56
ii)	SBI Non-Convertible Unsecured Basel III AT 1 Bonds 2018 Series II	2,045.00	21.12.2018	9.37
iii)	SBI Non-Convertible Unsecured Basel III AT 1 Bonds 2018 Series III	1,251.30	22.03.2019	9.45
iv)	SBI Non-Convertible Unsecured Basel III AT 1 Bonds 2019-20 Series I	3,104.80	30.08.2019	8.75
v)	SBI Non-Convertible Unsecured Basel III AT 1 Bonds 2019-20 Series II	3,813.60	22.11.2019	8.50
vi)	SBI Non-Convertible Unsecured Basel III AT1 Bonds 2020-21 Series 1	4,000.00	09.09.2020	7.74
vii)	SBI Non-Convertible Unsecured Basel III AT1 Bonds - Series II 2020	2,500.00	24.11.2020	7.73
viii)	SBI Non-Convertible Unsecured Basel III AT1 Bonds Series I 2021	4,000.00	03.09.2021	7.72
ix)	SBI Non-Convertible Unsecured Basel III AT1 Bonds Series II 2021	6,000.00	18.10.2021	7.72
x)	SBI Non-Convertible Unsecured Basel III AT1 Bonds Series III 2021	3,974.00	14.12.2021	7.55
xi)	SBI Non-Convertible Unsecured Basel III AT1 Bonds Series I 2022-23	6,872.00	09.09.2022	7.75
xii)	SBI Non-Convertible Unsecured Basel III AT1 Bonds Series II 2022-23	4,544.00	21.02.2023	8.20
xiii)	SBI Non-Convertible Unsecured Basel III AT1 Bonds Series III 2022-23	3,717.00	09.03.2023	8.25
Total		49,842.70		

d) Subordinated Debts

The bonds are unsecured, long-term, non-convertible and are redeemable at par. The details of outstanding subordinate debts are as under: -

					(₹ in Crore)		
Sr. No.	Nature of Bonds	Principal Amount	Date of Issue /Date of Redemption	Rate of Interest % p.a.	Maturity Period in Months		
i)	SBI Non-Convertible (Private placement) Bonds 2013-14 (Tier II)	2,000.00	02.01.2014 02.01.2024	9.69	120		
ii)	e-SBM Tier II Basel III compliant	500.00	17.12.2014 17.12.2024	8.55	120		
iii)	e -SBP Tier II Basel III compliant (Series I)	950.00	22.01.2015 22.01.2025	8.29	120		
iv)	e- SBBJ Tier II Basel III compliant	200.00	20.03.2015 20.03.2025	8.30	120		
v)	e -SBH Tier II Basel III compliant (Series XIV)	393.00	31.03.2015 31.03.2025	8.32	120		
vi)	e -SBH Tier II Basel III compliant (Series XV)	500.00	30.12.2015 30.12.2025	8.40	120		
vii)	e-SBM Tier II Basel III compliant	300.00	31.12.2015 31.12.2025	8.40	120		
viii)	e-SBM Tier II Basel III compliant	200.00	18.01.2016 18.01.2026	8.45	120		
ix)	e -SBH Tier II Basel III compliant (Series XVI)	200.00	08.02.2016 08.02.2026	8.45	120		
x)	SBI Non-Convertible, Unsecured Basel III - Tier II Bonds 2018-19	4,115.90	02.11.2018 02.11.2028	8.90	120		
xi)	SBI Non-Convertible, Unsecured Basel III - Tier II Bonds 2019-20	5,000.00	28.06.2019 28.06.2029	7.99	120		
xii)	SBI Non-Convertible, Unsecured Basel III -Tier II Bonds 2020-21 Series I	8,931.00	21.08.2020 21.08.2035	6.80	180		
xiii)	SBI Non-Convertible, Unsecured Basel III -Tier II Bonds 2020-21 Series II	7,000.00	21.09.2020 21.09.2030	6.24	120		
xiv)	SBI Non-Convertible, Unsecured Basel III Tier 2 Bonds 2020-21 Series III	5,000.00	26.10.2020 26.10.2030	5.83	120		
vx)	SBI Non-Convertible, Unsecured Basel III Tier 2 Bonds 2022-2023 Series I	4,000.00	23.09.2022 23.09.2032	7.57	180		
TOTAL		39,289.90					

SCHEDULES

forming part of the Balance Sheet and Profit and Loss Account for the year ended 31st March 2023

18.2 Asset Liability Management:

a) Maturity pattern of certain items of assets and liabilities as at 31st March 2023

	Day 1	2-7 Days	8-14 Days	15 to 30 Days	Over 31 days and up to 2 months	Over 2 months 3 months	Over 3 months 6 months	Over 6 months 1 year	Over 1 year 3 years	Over 3 years 5 years	Over 5 years	Total
Deposits	62,021.01	81,883.25	45,827.82	64,120.64	88,668.79	60,036.93	1,82,952.43	10,66,628.66	9,63,143.94	5,25,512.40	12,82,981.92	44,23,777.78
	(65,464.24)	(79,811.62)	(49,407.77)	(66,029.77)	(74,518.20)	(62,378.97)	(1,69,876.16)	(9,51,227.96)	(8,88,676.97)	(4,42,764.54)	(12,01,377.92)	(40,51,534.12)
Advances	43,124.35	18,214.44	16,962.84	41,105.18	79,902.61	60,557.90	1,89,565.69	2,38,645.46	11,55,432.84	4,33,665.73	9,22,092.26	31,99,269.30
	(35,455.14)	(17,489.88)	(21,462.78)	(45,328.82)	(57,802.93)	(59,806.96)	(1,53,396.53)	(2,20,131.63)	(9,63,157.51)	(3,58,491.91)	(8,01,642.50)	(27,33,966.59)
Investments	355.75	1,278.98	4,552.48	17,717.98	50,026.23	25,047.13	62,332.71	1,86,969.71	2,61,846.37	2,38,318.28	7,21,920.61	15,70,366.23
	(324.55)	(1,146.46)	(4,577.73)	(3,851.73)	(9,930.25)	(21,605.55)	(58,778.27)	(96,380.18)	(3,88,944.97)	(2,54,458.06)	(6,41,447.72)	(14,81,445.47)
Borrowings	21.11	1,05,533.97	16,840.87	28,535.79	27,044.48	37,140.22	47,064.18	55,395.05	66,095.16	53,366.85	56,097.48	4,93,135.16
	(58.99)	(1,50,299.24)	(7,992.20)	(12,734.96)	(18,023.76)	(16,628.14)	(27,877.17)	(21,910.67)	(86,386.10)	(60,331.41)	(23,800.74)	(4,26,043.38)
Foreign Currency Assets*	11,699.08	8,291.75	8,689.76	21,566.10	40,420.48	42,014.10	93,188.46	73,245.98	1,38,699.09	1,08,321.98	61,971.61	6,08,108.41
	(10,959.11)	(7,939.73)	(12,880.42)	(25,295.77)	(31,319.50)	(32,758.84)	(60,542.17)	(58,350.82)	(1,29,602.34)	(80,642.55)	(63,806.67)	(5,14,097.92)
Foreign Currency Liabilities [§]	24,828.68	10,034.84	9,639.00	30,962.01	44,476.12	50,917.06	74,840.99	82,402.52	74,915.44	54,743.19	28,376.66	4,86,136.50
	(30,609.40)	(9,560.59)	(9,743.65)	(17,542.84)	(22,526.37)	(26,932.35)	(43,668.69)	(56,277.39)	(70,303.27)	(46,238.82)	(21,258.68)	(3,54,662.04)

* Foreign Currency Assets represent advances and investments.

§ Foreign Currency Liabilities represent borrowings and deposits.

(Figures in brackets are as at 31st March 2022).

b) Liquidity Coverage Ratio (LCR):

i) Standalone LCR

Liquidity Coverage Ratio (LCR) standard represents an unencumbered High Quality Liquid Assets (HQLAs) that can be converted into cash to meet its liquidity needs for a 30 calendar day time horizon under significantly severe liquidity stress scenario.

$$\text{LCR} = \frac{\text{Stock of high-quality liquid assets (HQLAs)}}{\text{Total net cash outflow over the next 30 calendar days}}$$

Liquid assets comprise of high-quality assets that can be readily encashed or used as collateral to obtain cash in a range of stress scenarios.

There are two categories of assets included in the stock of HQLAs, viz. Level 1 and Level 2 assets. While Level 1 assets are with 0% haircut, Level 2A and Level 2B assets are with 15% and 50% haircuts respectively.

The total net cash outflow is the total expected cash outflows minus total expected cash inflows for the subsequent 30 calendar days.

Total expected cash outflows are calculated by multiplying the outstanding balances of various categories or types of liabilities and off-balance sheet commitments by the rates at which they are expected to run off or be drawn down.

Total expected cash inflows are calculated by multiplying the outstanding balances of various categories of contractual receivables by the rates at which they are expected to flow in up to an aggregate cap of 75% of total expected cash outflows.

Quantitative Disclosure:

(₹ in Crore)

Liquidity Coverage Ratio (State Bank of India - Standalone)										
LCR COMPONENTS	Quarter ended 31 st March 2023		Quarter ended 31 st December 2022		Quarter ended 30 th September 2022		Quarter ended 30 th June 2022		Quarter ended 31 st March 2022	
	Total Unweighted Value (Average)	Total Weighted Value (Average)	Total Unweighted Value (Average)	Total Weighted Value (Average)	Total Unweighted Value (Average)	Total Weighted Value (Average)	Total Unweighted Value (Average)	Total Weighted Value (Average)	Total Unweighted Value (Average)	Total Weighted Value (Average)
High Quality Liquid Assets (HQLA)										
1. Total High Quality Liquid Assets (HQLA)		12,13,100		11,73,646		11,94,963		11,94,891		11,26,684
Cash Outflows										
2. Retail Deposits and deposits from small business customers, of which:										
i) Stable deposits	9,08,572	45,429	8,69,034	43,452	8,61,427	43,071	8,54,050	42,702	8,54,540	42,727
ii) Less Stable Deposits	21,03,084	2,10,308	19,65,126	1,96,513	19,26,234	1,92,623	18,93,530	1,89,353	18,66,220	1,86,622
3. Unsecured wholesale funding, of which:										
i) Operational deposits (all counterparties)	-	-	-	-	-	-	-	-	-	-
ii) Non-operational deposits (all counterparties)	10,48,772	6,07,493	11,34,193	7,21,643	11,55,449	7,25,980	11,26,583	6,86,012	10,33,929	6,30,544
iii) Unsecured debt	-	-	-	-	-	-	-	-	-	-
4. Secured wholesale funding	1,37,680	222	1,59,708	1,004	1,43,236	457	1,66,298	88	1,76,267	25
5. Additional requirements, of which										
i) Outflows related to derivative exposures and other collateral requirements	3,92,263	3,92,263	4,20,855	4,20,855	4,30,256	4,30,256	4,83,581	4,83,581	4,01,193	4,01,193
ii) Outflows related to loss of funding on debt products	-	-	-	-	-	-	-	-	-	-
iii) Credit and liquidity facilities	78,921	13,327	53,708	8,259	56,886	8,763	50,843	8,090	47,971	7,990
6. Other contractual funding obligations	46,656	46,656	42,354	42,354	39,279	39,279	40,079	40,079	38,146	38,146
7. Other contingent funding obligations	7,94,503	30,705	6,52,860	23,421	6,43,086	22,947	6,31,938	22,492	6,37,250	22,598
8. Total Cash Outflows	55,10,450	13,46,403	52,97,838	14,57,501	52,55,854	14,63,376	52,46,901	14,72,398	50,55,515	13,29,845
Cash Inflows										
9. Secured lending (e.g. Reverse repos)	15,796	-	11,056	-	27,428	-	92,946	-	75,185	-
10. Inflows from fully performing exposures	5,07,787	4,75,478	5,40,938	5,10,381	5,37,306	5,08,882	5,97,328	5,68,504	5,04,133	4,77,011
11. Other cash inflows	54,824	43,516	51,257	40,506	48,817	39,387	45,615	38,649	44,252	36,201
12. Total Cash Inflows	5,78,408	5,18,994	6,03,251	5,50,887	6,13,551	5,48,268	7,35,888	6,07,154	6,23,571	5,13,212
13. Total HQLA		12,13,100		11,73,646		11,94,963		11,94,891		11,26,684
14. Total Net Cash Outflows		8,27,409		9,06,613		9,15,108		8,65,244		8,16,633
15. Liquidity Coverage Ratio (%)		146.61%		129.45%		130.58%		138.10%		137.97%

In accordance with RBI guidelines vide circular No. RBI/2014-15/529 DBR. No. BP.BC.80/21.06.201/2014-15 dated 31st March 2015, average weighted and unweighted amounts have been calculated taking simple daily average. The Bank has considered 66 data points for the quarter January to March 2023.

SCHEDULES

forming part of the Balance Sheet and Profit and Loss Account for the year ended 31st March 2023

Bank's LCR comes to 146.61% based on daily average of three months (Q4 FY22-23) and is above the minimum regulatory requirement of 100%. Average HQLA held during the quarter was ₹12,13,100 Crore, with 95.90% being Level 1 assets. Level 2A and Level 2B assets constitute 3.45% and 0.65% of total HQLA, respectively. Government Securities constituted 95.77% of Total Level 1 Assets. During the quarter, the weighted average HQLA level has increased by ₹39,454 Crore primarily on account of increase in excess SLR balance. Further, weighted average net cash outflows position has declined by ₹79,204 Crore during the quarter, mainly on account of decline in cash outflows under the head other legal entity customers. Derivative exposures are considered insignificant due to almost matching inflows and outflows position. During the quarter, LCR for USD (significant Foreign Currency constituting more than 5% of the Balance Sheet of the Bank) was at 295.17%, on an average.

Liquidity Management in the Bank is driven by the ALM Policy of the Bank and regulatory prescriptions. The Domestic and International Treasuries are apprising the liquidity position to the Asset Liability Management Committee (ALCO) of the Bank. The ALCO has been empowered by the Bank's Board to formulate the Bank's funding strategies to ensure that the funding sources are well diversified and is consistent with the operational requirements of the Bank. All the major decisions of ALCO are being reported to the Bank's Board subsequently. In addition to daily/monthly LCR reporting, Bank also prepares daily Structural Liquidity statements to assess the liquidity needs of the Bank on an ongoing basis.

The Bank has been maintaining HQLA mainly in the form of SLR investments over and above the mandatory requirements. Retail deposits constitute major portion of total funding sources, which are well diversified. Management is of the view that the Bank has sufficient liquidity cover to meet its likely future commitments.

ii) Consolidated LCR

The RBI through a supplementary guideline issued on 31st March 2015 had stipulated the implementation of LCR at a consolidated level from January 1, 2016 and accordingly, LCR has been computed at Group level. The entities covered in the Group LCR are SBI and seven Overseas Banking Subsidiaries - Commercial Indo Bank LLC, Moscow, Nepal SBI Bank Ltd., State Bank of India (California), SBI Canada Bank, State Bank of India (Mauritius) Ltd, PT Bank SBI Indonesia and State Bank of India (UK) Ltd. SBI Group LCR comes to 148.30% as on 31st March 2023 based on average of three months January, February and March 2023, which is above the minimum regulatory requirement of 100%.

The Group has been maintaining HQLA mainly in the form of SLR investments over and above the mandatory requirements. Retail deposits constitute major portion of total funding sources, and such funding sources are well diversified. Management is of the view that the Bank has sufficient liquidity cover to meet its likely future short-term requirements.

Group Liquidity Coverage Ratio (LCR) as on quarter ended 31.03.2023 (January-March, 2023)

(₹ in Crore)

Liquidity Coverage Ratio (State Bank of India Group)										
GLCR COMPONENTS	Quarter ended 31 st March 2023		Quarter ended 31 st December 2022		Quarter ended 30 th September 2022		Quarter ended 30 th June 2022		Quarter ended 31 st March 2022	
	Total Unweighted Value (Average)**	Total Weighted Value (Average)	Total Unweighted Value (Average)**	Total Weighted Value (Average)	Total Unweighted Value (Average)**	Total Weighted Value (Average)	Total Unweighted Value (Average)**	Total Weighted Value (Average)	Total Unweighted Value (Average)**	Total Weighted Value (Average)
	High Quality Liquid Assets (HQLA)									
1. Total High Quality Liquid Assets (HQLA)		12,25,975		11,85,275		12,21,055		12,01,176		11,32,828
Cash Outflows										
2. Retail Deposits and deposits from small business customers, of which:										
i) Stable deposits	9,16,870	45,844	8,77,353	43,868	8,85,495	44,275	8,62,268	43,113	8,63,104	43,155
ii) Less Stable Deposits	21,19,665	2,11,966	19,81,341	1,98,134	19,69,089	1,96,909	19,05,186	1,90,519	18,77,488	1,87,749
3. Unsecured wholesale funding, of which:										
i) Operational deposits (all counterparties)	227	57	259	65	838	210	245	61	213	53
ii) Non-operational deposits (all counterparties)	10,52,154	6,09,695	11,38,101	7,24,162	11,66,171	7,33,083	11,29,875	6,88,187	10,36,748	6,32,558
iii) Unsecured debt	-	-	-	-	-	-	-	-	-	-
4. Secured wholesale funding	1,38,072	366	1,60,384	1,228	1,45,100	1,001	1,66,988	429	1,76,737	156
5. Additional requirements, of which										
i) Outflows related to derivative exposures and other collateral requirements	3,92,411	3,92,411	4,21,042	4,21,042	4,30,733	4,30,733	4,83,693	4,83,693	4,01,387	4,01,387
ii) Outflows related to loss of funding on debt products	-	-	-	-	-	-	-	-	-	-
iii) Credit and liquidity facilities	82,077	14,673	57,500	9,708	67,599	13,038	53,719	9,169	50,247	8,719
6. Other contractual funding obligations	47,126	47,126	42,920	42,920	41,634	41,634	41,218	41,218	39,315	39,315
7. Other contingent funding obligations	7,96,945	30,779	6,55,329	23,496	6,50,746	23,180	6,34,329	22,565	6,39,545	22,668
8. Total Cash Outflows	55,45,546	13,52,917	53,34,229	14,64,621	53,57,406	14,84,062	52,77,520	14,78,954	50,84,784	13,35,760
Cash Inflows										
9. Secured lending (e.g. Reverse repos)	15,796	-	11,056	-	27,428	-	92,946	-	75,185	-
10. Inflows from fully performing exposures	5,17,534	4,82,562	5,48,427	5,14,666	5,58,824	5,20,994	6,03,646	5,72,192	5,10,004	4,80,116
11. Other cash inflows	54,979	43,671	51,752	41,001	49,947	40,517	45,927	38,961	44,508	36,457
12. Total Cash Inflows	5,88,310	5,26,233	6,11,235	5,55,667	6,36,198	5,61,511	7,42,519	6,11,153	6,29,697	5,16,572
13. Total HQLA		12,25,975		11,85,275		12,21,055		12,01,176		11,32,828
14. Total Net Cash Outflows		8,26,684		9,08,954		9,22,552		8,67,801		8,19,188
15. Liquidity Coverage Ratio(%)		148.30%		130.40%		132.36%		138.42%		138.29%

** Monthly average of 3 months data considered for Overseas Banking Subsidiaries and daily average considered for SBI(Solo).

c) Net Stable Funding Ratio:
i) Standalone Net Stable Funding Ratio:

Net Stable Funding Ratio (NSFR) guidelines ensure reduction in funding risk over a longer time horizon by requiring banks to fund their activities with sufficiently stable sources of funding in order to mitigate the risk of future funding stress. The NSFR is defined as the amount of Available Stable Funding relative to the amount of Required Stable Funding.

$$\text{NSFR} = \frac{\text{Available Stable Funding (ASF)}}{\text{Required Stable Funding (RSF)}} \geq 100\%$$

SCHEDULES

forming part of the Balance Sheet and Profit and Loss Account for the year ended 31st March 2023

Quantitative Disclosure: The following tables contain unweighted and weighted values of NSFR components of SBI (Solo) as at 31st March 2023, 31st December 2022, 30th September 2022 and 30th June 2022 (i.e. quarter end observations) :

(₹ in Crore)

NSFR Components	Net Stable Funding Ratio (State Bank of India - Standalone)									
	Position as on 31.03.2023					Position as on 31.12.2022				
	Unweighted value by residual maturity				Weighted value	Unweighted value by residual maturity				Weighted value
	No maturity	< 6 months	6 months to < 1yr	≥ 1yr		No maturity	< 6 months	6 months to < 1yr	≥ 1yr	
ASF Item										
1. Capital: (2+3)	-	-	-	4,07,423	4,07,423	-	-	-	3,96,009	3,96,009
2. Regulatory capital	-	-	-	4,07,423	4,07,423	-	-	-	3,96,009	3,96,009
3. Other capital instruments	-	-	-	-	-	-	-	-	-	-
4. Retail deposits and deposits from small business customers: (5+6)	14,66,184	4,82,484	5,13,982	5,84,499	27,87,242	14,76,985	4,83,491	5,35,766	5,26,987	27,66,326
5. Stable deposits	4,17,678	1,54,564	1,65,854	1,58,061	8,51,350	4,38,722	1,54,116	1,73,686	1,41,877	8,62,981
6. Less stable deposits	10,48,506	3,27,920	3,48,128	4,26,438	19,35,892	10,38,263	3,29,375	3,62,080	3,85,110	19,03,345
7. Wholesale funding: (8+9)	3,00,821	3,95,079	2,45,063	4,52,127	8,64,625	2,46,577	3,73,816	2,55,092	3,86,008	8,11,805
8. Operational deposits	-	-	-	-	-	-	-	-	-	-
9. Other wholesale funding	3,00,821	3,95,079	2,45,063	4,52,127	8,64,625	2,46,577	3,73,816	2,55,092	3,86,008	8,11,805
10. Other liabilities: (11+12)	7,80,210	1,10,741	34,591	34,103	-	7,67,214	95,510	37,431	21,684	-
11. NSFR derivative liabilities	-	25	-	330	-	-	-	-	93	-
12. All other liabilities and equity not included in the above categories	7,80,210	1,10,716	34,591	33,773	-	7,67,214	95,510	37,431	21,591	-
13. Total ASF (1+4+7+10)					40,59,290					39,74,140
RSF Item										
14. Total NSFR high-quality liquid assets (HQLA)					74,681					71,722
15. Deposits held at other financial institutions for operational purposes	13,492	37,512	-	2,385	26,695	20,874	27,220	-	3,240	25,667
16. Performing loans and securities: (17+18+19+21+23)	5,360	6,74,535	2,65,986	6,23,214	8,50,657	5,637	6,61,749	2,75,068	6,56,718	8,83,606
17. Performing loans to financial institutions secured by Level 1 HQLA	-	7,406	-	-	741	-	3,996	-	-	400
18. Performing loans to financial institutions secured by non-Level 1 HQLA and unsecured performing loans to financial institutions	-	1,30,127	-	-	19,519	-	1,04,033	-	-	15,605
19. Performing loans to non- financial corporate clients, loans to retail and small business customers, and loans to sovereigns, central banks and PSEs, of which:	-	5,37,002	2,65,986	3,03,341	5,98,666	-	5,53,720	2,75,068	3,17,277	6,20,624
20. With a risk weight of less than or equal to 35% under the Basel II Standardised Approach for credit risk	-	-	-	3,03,341	1,97,172	-	-	-	3,17,277	2,06,230
21. Performing residential mortgages, of which:	-	-	-	2,23,583	1,45,329	-	-	-	2,31,696	1,50,603
22. With a risk weight of less than or equal to 35% under the Basel II Standardised Approach for credit risk	-	-	-	2,23,583	1,45,329	-	-	-	2,31,696	1,50,603
23. Securities that are not in default and do not qualify as HQLA, including exchange-traded equities	5,360	-	-	96,290	86,402	5,637	-	-	1,07,745	96,374
24. Other assets: (sum of rows 25 to 29)	12,23,321	52,307	5,992	14,51,872	25,43,068	10,84,334	73,829	4,109	13,38,616	23,24,990
25. Physical traded commodities, including gold	-	-	-	-	-	-	-	-	-	-
26. Assets posted as initial margin for derivative contracts and contributions to default funds of CCPs	-	-	-	-	1,098	-	-	-	-	1,103
27. NSFR derivative assets	-	-	-	-	-	1,042	-	-	-	1,042
28. NSFR derivative liabilities before deduction of variation margin posted	-	1,752	1,099	2,886	5,737	1,636	1,483	2,988	6,107	6,107
29. All other assets not included in the above categories	12,23,321	50,555	4,893	14,48,986	25,36,233	10,84,334	71,151	2,626	13,35,628	23,16,738
30. Off-balance sheet items		9,97,023	-	-	40,733		7,08,482	-	-	26,257
31. Total RSF (14+15+16+24+30)					35,35,834					33,32,242
32. Net Stable Funding Ratio (%)					114.80%					119.26%

(₹ in Crore)

NSFR Components	Net Stable Funding Ratio (State Bank of India - Standalone)									
	Position as on 30.09.2022					Position as on 30.06.2022				
	Unweighted value by residual maturity				Weighted value	Unweighted value by residual maturity				Weighted value
	No maturity	< 6 months	6 months to < 1yr	≥ 1yr		No maturity	< 6 months	6 months to < 1yr	≥ 1yr	
ASF Item										
1) Capital: (2+3)	-	-	-	3,85,784	3,85,784	-	-	-	3,61,457	3,61,457
2) Regulatory capital	-	-	-	3,85,784	3,85,784	-	-	-	3,61,457	3,61,457
3) Other capital instruments	-	-	-	-	-	-	-	-	-	-
4) Retail deposits and deposits from small business customers: (5+6)	13,78,045	4,57,887	5,30,244	4,82,229	26,07,093	13,59,636	4,75,465	4,99,039	4,58,707	25,56,346
5) Stable deposits	4,25,920	1,44,852	1,71,129	1,28,671	8,27,044	4,15,612	1,51,275	1,63,642	1,25,165	8,12,909
6) Less stable deposits	9,52,125	3,13,035	3,59,115	3,53,558	17,80,049	9,44,024	3,24,190	3,35,397	3,33,542	17,43,437
7) Wholesale funding: (8+9)	2,35,527	3,40,119	3,21,597	3,46,648	7,69,841	2,25,713	3,02,308	2,77,799	3,49,829	7,26,236
8) Operational deposits	-	-	-	-	-	-	-	-	-	-
9) Other wholesale funding	2,35,527	3,40,119	3,21,597	3,46,648	7,69,841	2,25,713	3,02,308	2,77,799	3,49,829	7,26,236
10) Other liabilities: (11+12)	8,59,165	1,15,311	29,604	20,253	-	8,69,063	1,26,989	22,232	27,228	-
11) NSFR derivative liabilities	-	-	-	1,375	-	-	-	-	1,044	-
12) All other liabilities and equity not included in the above categories	8,59,165	1,15,311	29,604	18,878	-	8,69,063	1,26,989	22,232	26,184	-
13) Total ASF (1+4+7+10)					37,62,718					36,44,039
RSF Item										
14) Total NSFR high-quality liquid assets (HQLA)					74,248					70,509
15) Deposits held at other financial institutions for operational purposes	25,365	35,976	-	3,852	32,597	20,710	28,188	-	2,994	25,946
16) Performing loans and securities: (17+18+19+21+23)	5,846	7,47,776	2,50,280	6,79,668	9,25,216	5,065	6,69,303	2,59,689	7,22,037	9,17,080
17) Performing loans to financial institutions secured by Level 1 HQLA	-	715	-	-	72	-	2,170	-	-	217
18) Performing loans to financial institutions secured by non-Level 1 HQLA and unsecured performing loans to financial institutions	-	1,17,568	-	-	17,635	-	1,21,304	-	-	18,196
19) Performing loans to non- financial corporate clients, loans to retail and small business customers, and loans to sovereigns, central banks and PSEs, of which:	-	6,29,493	2,50,280	3,35,109	6,57,707	-	5,45,829	2,59,689	3,62,048	6,38,090
20) With a risk weight of less than or equal to 35% under the Basel II Standardized Approach for credit risk	-	-	-	3,35,109	2,17,821	-	-	-	3,62,048	2,35,331
21) Performing residential mortgages, of which:	-	-	-	2,40,210	1,56,137	-	-	-	2,48,596	1,61,587
22) With a risk weight of less than or equal to 35% under the Basel II Standardized Approach for credit risk	-	-	-	2,40,210	1,56,137	-	-	-	2,48,596	1,61,587
23) Securities that are not in default and do not qualify as HQLA, including exchange-traded equities	5,846	-	-	1,04,349	93,665	5,065	-	-	1,11,393	98,990
24) Other assets: (sum of rows 25 to 29)	10,07,704	66,025	1,496	12,54,587	21,61,605	9,62,596	82,322	5,081	11,85,450	20,43,092
25) Physical traded commodities, including gold	-	-	-	-	-	-	-	-	-	-
26) Assets posted as initial margin for derivative contracts and contributions to default funds of CCPs	-	-	-	-	1,091	-	-	-	-	1,041
27) NSFR derivative assets	-	1,777	-	-	1,777	-	417	-	-	417
28) NSFR derivative liabilities before deduction of variation margin posted	-	4,756	1,031	2,643	8,430	-	5,177	315	1,794	7,285
29) All other assets not included in the above categories	10,07,704	59,492	465	12,51,944	21,50,307	9,62,596	76,728	4,766	11,83,656	20,34,349
30) Off-balance sheet items		6,95,602	-	-	25,569		6,61,229	-	-	23,886
31) Total RSF (14+15+16+24+30)					32,19,235					30,80,513
32) Net Stable Funding Ratio (%)					116.88%					118.29%

In accordance with RBI guidelines vide circular No. RBI/2017-18/178, DBR.BP.BC.No.106/21.04.098/2017-18 dated 17th May 2018, the quarter end observations are presented in the template above. The ASF items pertaining to Capital have been reclassified to align with extent regulatory guidelines.

SCHEDULES

forming part of the Balance Sheet and Profit and Loss Account for the year ended 31st March 2023

Bank's NSFR comes to 114.80% as at the end of the quarter Q4 (FY 2022-23) and is above the minimum regulatory requirement of 100% set out in the RBI guidelines effective from 1st October 2021. As on 31st March 2023, the Available Stable Funding (ASF) position stood at ₹40,59,290 Crore and Required Stable Funding (RSF) position stood at ₹35,35,834 Crore. There was an increase in the values of total ASF and RSF as on 31st March 2023 over 31st December 2022. ASF is defined as the portion of capital and liabilities expected to be reliable over the time horizon considered for the NSFR. RSF of a specific institution is a function of the liquidity characteristics and residual maturities of the various assets held by that institution as well as those of its Off-Balance Sheet (OBS) exposures.

Liquidity Management in the Bank is driven by Bank's ALM Policy and regulatory prescriptions. The Domestic and International Treasuries are reporting to the Asset Liability Management Committee (ALCO). ALCO has been empowered by the Bank's Board to formulate the funding strategies to ensure that the funding sources are well diversified and is consistent with the operational requirements of the Bank. All major decisions of ALCO are being reported to the Bank's Board periodically. In addition to daily/monthly LCR reporting, Bank prepares daily Structural Liquidity Statements to assess the liquidity needs of the Bank on an ongoing basis.

The Bank has been maintaining HQLA mainly in the form of SLR investments over and above the mandatory requirements. Retail deposits constitute major portion of total funding sources, which are well diversified. Management is of the view that the Bank has got sufficient liquidity to meet its immediate/likely future short-term requirements.

ii) Consolidated Net Stable Funding Ratio

The RBI guidelines stipulated the implementation of NSFR at a consolidated level from December 2021 quarter and accordingly, NSFR has been computed at Group level.

The entities covered in the Group NSFR are SBI and seven Overseas Banking Subsidiaries. Commercial Indo Bank LLC, Moscow, Nepal SBI Bank Ltd., State Bank of India (California), SBI Canada Bank, State Bank of India (Mauritius) Ltd, PT Bank SBI Indonesia and State Bank of India (UK) Ltd.

SBI Group NSFR comes to 115.03% as on 31st March 2023 which is above the minimum regulatory requirement of 100%.

Available stable funding (ASF) is defined as the portion of capital and liabilities expected to be reliable over the time horizon considered by the NSFR, which extends to one year. The Required stable funding (RSF) of a specific group is a function of the liquidity characteristics and residual maturities of the various assets held by that group as well as those of its Off-Balance Sheet (OBS) exposures.

(₹ in Crore)

NET STABLE FUNDING RATIO (State Bank of India Group)										
Statements for the Quarter ending	31 st March 2023					31 st December 2022				
	Unweighted value by residual maturity				Weighted value	Unweighted value by residual maturity				Weighted value
	No maturity	< 6 months	6 months to < 1yr	≥ 1yr		No maturity	< 6 months	6 months to < 1yr	≥ 1yr	
NSFR Components										
ASF Item										
1) Capital: (2+3)	7,887	-	-	4,16,562	4,24,449	7,575	-	-	4,05,662	4,13,237
2) Regulatory capital	7,887	-	-	4,09,203	4,17,090	7,575	-	-	3,97,871	4,05,445
3) Other capital instruments	-	-	-	7,360	7,360	-	-	-	7,791	7,791
4) Retail deposits and deposits from small business customers: (5+6)	14,82,779	4,88,568	5,20,923	5,85,550	28,15,852	14,95,103	4,89,493	5,42,242	5,27,538	27,95,324
5) Stable deposits	4,29,694	1,57,660	1,69,851	1,59,067	8,70,459	4,51,118	1,57,251	1,76,900	1,42,429	8,81,314
6) Less stable deposits	10,53,085	3,30,908	3,51,072	4,26,483	19,45,393	10,43,984	3,32,242	3,65,342	3,85,110	19,14,010
7) Wholesale funding: (8+9)	3,02,846	3,97,657	2,50,298	4,52,148	8,69,554	2,48,531	3,77,202	2,57,621	3,86,008	8,15,740
8) Less stable non-maturity deposits and term deposits with residual maturity of less than one year provided by retail and small business customers	-	-	-	-	-	-	-	-	-	-
9) Other wholesale funding	3,02,846	3,97,657	2,50,298	4,52,148	8,69,554	2,48,531	3,77,202	2,57,621	3,86,008	8,15,740
10) Other liabilities: (11+12)	7,81,201	1,13,463	34,591	34,103	-	7,68,690	98,294	37,431	22,051	-
11) NSFR derivative liabilities	-	25	-	330	-	-	-	-	93	-
12) All other liabilities and equity not included in the above categories	7,81,201	1,13,438	34,591	33,773	-	7,68,690	98,294	37,431	21,958	-
13) Total ASF (1+4+7+10)	25,74,713	9,99,688	8,05,811	14,88,363	41,09,855	25,19,898	9,64,990	8,37,295	13,41,259	40,24,301
RSF Item										
14) Total NSFR high-quality liquid assets (HQLA)	8,881	3,202	766	2,547	75,376	9,202	3,405	328	2,826	72,321
15) Deposits held at other financial institutions for operational purposes	14,139	37,512	1,527	2,385	27,782	21,371	27,220	1,024	3,258	26,437
16) Performing loans and securities: (17+18+19+21+23)	5,360	6,79,577	2,67,873	6,53,836	8,77,764	5,637	6,67,386	2,76,526	6,88,088	9,11,509
17) Performing loans to financial institutions secured by Level 1 HQLA	-	7,406	-	-	741	-	3,996	-	-	400
18) Performing loans to financial institutions secured by non-Level 1 HQLA and unsecured performing loans to financial institutions	-	1,32,352	-	-	19,853	-	1,06,567	-	-	15,985
19) Performing loans to non-financial corporate clients, loans to retail and small business customers, and loans to sovereigns, central banks and PSEs, of which:	-	5,39,819	2,67,873	3,04,722	6,01,927	-	5,56,823	2,76,526	3,18,485	6,23,706
20) With a risk weight of less than or equal to 35% under the Basel II Standardized Approach for credit risk	-	171	-	3,04,629	1,98,120	-	178	-	3,18,413	2,07,084
21) Performing residential mortgages, of which:	-	-	-	2,50,781	1,67,104	-	-	-	2,59,545	1,73,079
22) With a risk weight of less than or equal to 35% under the Basel II Standardized Approach for credit risk	-	-	-	2,44,066	1,62,739	-	-	-	2,53,570	1,69,196
23) Securities that are not in default and do not qualify as HQLA, including exchange-traded equities	5,360	-	-	98,333	88,139	5,637	-	-	1,10,058	98,340
24) Other assets: (sum of rows 25 to 29)	12,23,630	52,692	6,391	14,58,701	25,50,991	10,84,649	74,292	4,335	13,44,601	23,31,979
25) Physical traded commodities, including gold	-	-	-	-	-	-	-	-	-	-
26) Assets posted as initial margin for derivative contracts and contributions to default funds of CCPs	-	-	-	-	1,098	-	-	-	-	1,103
27) NSFR derivative assets	-	38	-	-	47	-	1,060	-	-	1,068
28) NSFR derivative liabilities before deduction of variation margin posted	-	1,752	1,099	2,886	5,737	-	1,636	1,483	2,988	6,107
29) All other assets not included in the above categories	12,23,630	50,903	5,293	14,55,815	25,44,108	10,84,649	71,597	2,851	13,41,613	23,23,702
30) Off-balance sheet items	-	9,98,564	-	-	40,935	-	7,10,010	-	-	26,493
31) Total RSF (14+15+16+24+30)					35,72,847					33,68,739
32) Net Stable Funding Ratio (%)					115.03%					119.46%

SCHEDULES

forming part of the Balance Sheet and Profit and Loss Account for the year ended 31st March 2023

(₹ in Crore)

NET STABLE FUNDING RATIO (State Bank of India Group)										
Statements for the Quarter ending	30 th September 2022					30 th June 2022				
	Unweighted value by residual maturity				Weighted value	Unweighted value by residual maturity				Weighted value
	No maturity	< 6 months	6 months to < 1yr	≥ 1yr		No maturity	< 6 months	6 months to < 1yr	≥ 1yr	
NSFR Components										
ASF Item										
1) Capital: (2+3)	6,753	-	-	3,94,556	4,01,308	6,686	-	-	3,69,890	3,76,576
2) Regulatory capital	6,753	-	-	3,87,631	3,94,384	6,686	-	-	3,63,253	3,69,938
3) Other capital instruments	-	-	-	6,925	6,925	-	-	-	6,637	6,637
4) Retail deposits and deposits from small business customers: (5+6)	13,94,631	4,63,638	5,34,836	4,82,741	26,32,653	13,74,462	4,81,599	5,03,217	4,59,211	25,80,202
5) Stable deposits	4,37,039	1,47,740	1,73,889	1,29,183	8,43,459	4,24,987	1,54,224	1,66,366	1,25,666	8,27,681
6) Less stable deposits	9,57,592	3,15,898	3,60,947	3,53,558	17,89,194	9,49,475	3,27,376	3,36,851	3,33,545	17,52,521
7) Wholesale funding: (8+9)	2,37,633	3,42,314	3,23,741	3,46,648	7,73,063	2,27,392	3,04,676	2,79,976	3,49,829	7,29,347
8) Less stable non-maturity deposits and term deposits with residual maturity of less than one year provided by retail and small business customers	-	-	-	-	-	-	-	-	-	-
9) Other wholesale funding	2,37,633	3,42,314	3,23,741	3,46,648	7,73,063	2,27,392	3,04,676	2,79,976	3,49,829	7,29,347
10) Other liabilities: (11+12)	8,60,924	1,18,578	29,604	20,706	-	8,70,706	1,30,825	22,232	27,490	-
11) NSFR derivative liabilities	325	-	-	1,375	-	153	-	-	1,044	-
12) All other liabilities and equity not included in the above categories	8,60,599	1,18,578	29,604	19,331	-	8,70,553	1,30,825	22,232	26,446	-
13) Total ASF (1+4+7+10)	24,99,941	9,24,530	8,88,181	12,44,650	38,07,024	24,79,246	9,17,099	8,05,426	12,06,420	36,86,125
RSF Item										
14) Total NSFR high-quality liquid assets (HQLA)	6,778	1,645	1,144	2,540	74,784	4,467	1,338	825	2,617	71,043
15) Deposits held at other financial institutions for operational purposes	25,767	35,976	912	3,852	33,254	21,173	28,188	583	2,994	26,470
16) Performing loans and securities: (17+18+19+21+23)	5,846	7,52,626	2,52,110	7,08,528	9,51,134	5,065	6,74,295	2,61,937	7,49,905	9,42,516
17) Performing loans to financial institutions secured by Level 1 HQLA	-	715	-	-	72	-	2,170	-	-	217
18) Performing loans to financial institutions secured by non-Level 1 HQLA and unsecured performing loans to financial institutions	-	1,19,861	-	-	17,979	-	1,23,710	-	-	18,557
19) Performing loans to non-financial corporate clients, loans to retail and small business customers, and loans to sovereigns, central banks and PSEs, of which:	-	6,32,050	2,52,110	3,36,413	6,60,746	-	5,48,415	2,61,937	3,62,979	6,41,102
20) With a risk weight of less than or equal to 35% under the Basel II Standardized Approach for credit risk	-	72	-	3,36,325	2,18,659	-	2	-	3,62,912	2,35,894
21) Performing residential mortgages, of which:	-	-	-	2,65,530	1,76,771	-	-	-	2,72,916	1,81,425
22) With a risk weight of less than or equal to 35% under the Basel II Standardized Approach for credit risk	-	-	-	2,61,092	1,73,887	-	-	-	2,68,747	1,78,716
23) Securities that are not in default and do not qualify as HQLA, including exchange-traded equities	5,846	-	-	1,06,585	95,566	5,065	-	-	1,14,010	1,01,214
24) Other assets: (sum of rows 25 to 29)	10,08,153	66,319	1,797	12,59,942	21,67,983	9,62,908	82,835	5,424	11,91,237	20,50,043
25) Physical traded commodities, including gold	-	-	-	-	-	-	-	-	-	-
26) Assets posted as initial margin for derivative contracts and contributions to default funds of CCPs	136	-	-	-	1,207	28	-	-	-	1,065
27) NSFR derivative assets	-	1,777	-	-	1,777	1	417	-	-	418
28) NSFR derivative liabilities before deduction of variation margin posted	2	4,756	1,031	2,643	8,432	-	5,177	315	1,794	7,286
29) All other assets not included in the above categories	10,08,014	59,787	766	12,57,298	21,56,567	9,62,879	77,241	5,109	11,89,444	20,41,275
30) Off-balance sheet items	-	6,97,535	-	-	25,857	-	6,62,872	-	-	24,147
31) Total RSF (14+15+16+24+30)					32,53,011					31,14,218
32) Net Stable Funding Ratio (%)					117.03%					118.36%

In accordance with RBI guidelines vide circular No. RBI/2017-18/178, DBR.BP.BC.No.106/21.04.098/2017-18 dated 17th May 2018, the quarter end observations are presented. The ASF items pertaining to capital have been reclassified to align with the extant regulatory guidelines.

18.3 Investments

a) Composition of investment portfolio: Current Year

Composition of investments as at 31st March 2023	Investments In India						Investments outside India				Whole Bank	
	Government Securities	Other Approved Securities	Shares	Debentures and Bonds	Subsidiaries &/or Joint Ventures	Others	Total investments in India	Government Securities (including Local Authorities)	Subsidiaries &/or Joint Ventures	Others	Total investments outside India	Total Investments
Held to Maturity												
Gross	9,20,090.06	-	8.00	31,374.37	6,283.10	1,645.38	9,59,400.91	804.03	5,680.22	133.90	6,618.15	9,66,019.06
Less: Provision for non-performing investments (NPI)	-	-	8.00	-	42.87	-	50.87	-	-	6.66	6.66	57.53
Net	9,20,090.06	-	-	31,374.37	6,240.23	1,645.38	9,59,350.04	804.03	5,680.22	127.24	6,611.49	9,65,961.53
Available for Sale												
Gross	3,21,270.14	-	15,023.56	1,86,512.77	7,810.00	34,457.85	5,65,074.32	29,703.87	-	26,886.83	56,590.70	6,21,665.02
Less: Provision for depreciation and NPI	2,701.98	-	976.66	4,494.37	-	7,026.91	15,199.92	448.70	-	1,323.35	1,772.05	16,971.97
Net	3,18,568.17	-	14,046.90	1,82,018.40	7,810.00	27,430.94	5,49,874.40	29,255.17	-	25,563.48	54,818.65	6,04,693.05
Held for Trading												
Gross	(326.93) [®]	-	40.99	-	-	-	(285.94)	-	-	-	-	(285.94)
Less: Provision for depreciation and NPI	2.37	-	0.04	-	-	-	2.41	-	-	-	-	2.41
Net	(329.30)	-	40.95	-	-	-	(288.35)	-	-	-	-	(288.35)
Total Investments												
Gross	12,41,033.27	-	15,072.55	2,17,887.14	14,093.10	36,103.23	15,24,189.29	30,507.90	5,680.22	27,020.73	63,208.85	15,87,398.14
Less: Provision for non-performing investments (NPI)*	-	-	741.17	2,325.38	-	-	3,066.55	-	-	-	-	3,066.55
Less: Provision for depreciation*	2,704.35	-	243.53	2,168.99	42.87	7,026.91	12,186.65	448.70	-	1,330.01	1,778.71	13,965.36
Net	12,38,328.92	-	14,087.85	2,13,392.77	14,050.23	29,076.32	15,08,936.09	30,059.20	5,680.22	25,690.72	61,430.14	15,70,366.23

* includes LICRA

® Short sale

SCHEDULES

forming part of the Balance Sheet and Profit and Loss Account for the year ended 31st March 2023

Previous Year

Composition of Investments as at 31st March 2022	Investments In India						Investments outside India				Whole Bank	
	Government Securities	Other Approved Securities	Shares	Debentures and Bonds	Subsidiaries and/or Joint Ventures	Others	Total investments in India	Government Securities (including Local Authorities)	Subsidiaries and/or Joint Ventures	Others	Total investments outside India	Total Investments
Held to Maturity												
Gross	8,33,382.82	-	8.00	33,741.28	6,205.26	1,490.06	8,74,827.42	794.14	5,028.44	133.94	5,956.52	8,80,783.94
Less: Provision for non-performing investments (NPI)	-	-	8.00	-	2.87	-	10.87	-	-	-	-	10.87
Net	8,33,382.82	-	-	33,741.28	6,202.39	1,490.06	8,74,816.55	794.14	5,028.44	133.94	5,956.52	8,80,773.07
Available for Sale												
Gross	3,29,274.86	-	13,770.82	1,84,479.80	7,810.00	29,951.22	5,65,286.72	18,967.40	-	28,613.65	47,581.06	6,12,867.75
Less: Provision for depreciation and NPI	-	-	1,356.19	2,416.66	-	7,859.04	11,631.89	32.61	-	65.58	98.19	11,730.08
Net	3,29,274.86	-	12,414.63	1,82,063.14	7,810.00	22,092.19	5,53,654.81	18,934.79	-	28,548.07	47,482.86	6,01,137.67
Held for Trading												
Gross	(475.04) [®]	-	9.77	-	-	-	(465.27)	-	-	-	-	(465.27)
Less: Provision for depreciation and NPI	-	-	-	-	-	-	-	-	-	-	-	-
Net	(475.04)	-	9.77	-	-	-	(465.27)	-	-	-	-	(465.27)
Total Investments												
Gross	11,62,182.64	-	13,788.59	2,18,221.08	14,015.26	31,441.28	14,39,648.85	19,761.54	5,028.44	28,747.59	53,537.57	14,93,186.42
Less: Provision for non-performing investments (NPI)*	-	-	1,197.31	879.00	-	-	2,076.31	-	-	56.34	56.34	2,132.65
Less: Provision for depreciation*	-	-	166.88	1,537.66	2.87	7,859.04	9,566.45	32.61	-	9.24	41.85	9,608.30
Net	11,62,182.64	-	12,424.40	2,15,804.42	14,012.39	23,582.24	14,28,006.09	19,728.93	5,028.44	28,682.01	53,439.38	14,81,445.47

* includes LICRA

® Short sale

- i. Securities of a face value of ₹2,19,371.58 Crore (Previous Year ₹2,14,612.86 Crore) are kept as margin with Clearing Corporation of India Limited (CCIL)/NSCCL/MCX/ NSEIL/BSE towards Securities Settlement.
- ii. State Bank Operations Support Services Pvt. Ltd. has been incorporated on 26th July 2022 as a wholly-owned subsidiary. The Company provides operation support services for Agriculture/MSME and other Micro Loans including activities permissible to business correspondents, to the Bank which will help to improve the customer connect and business focus of the branches of Bank. Amount invested is ₹10.00 Crore.
- iii. During the year ended 31st March 2023, Bank has acquired additional 13.82% (₹67.84 Crore) stake in SBI Global Factors Limited making it as wholly-owned subsidiary of Bank.
- iv. During the year ended 31st March 2023, Bank has acquired additional 40.00% stake in Commercial Indo Bank LLC, Moscow making it as wholly-owned subsidiary of Bank. Amount invested during the year is ₹121.44 Crore.
- v. During the year ended 31st March 2023, Bank has infused an additional capital of ₹530.49 Crore in PT Bank SBI Indonesia, a subsidiary. Consequently, Bank's stake has increased from 99.34% to 99.56%.
- vi. During the year ended 31st March 2023, Bank's stake in Jio Payments Bank Ltd., a joint venture, has reduced from 30.00% to 23.02% as Bank did not participate in the right issue of equity shares offered by the Company.
- vii. During the year ended 31st March 2023, Yes Bank Ltd., an associate, has allotted 369,61,55,702 equity shares on preferential basis to other investors. Consequently, Bank's stake has reduced from 30.00% to 26.14%.
- viii. During the year ended 31st March 2023, Bank invested an additional investment of ₹1.14 Crore (of which ₹0.14 Crore towards premium) in PSB Alliance Pvt. Ltd. (formerly CORDEX India Pvt. Ltd.) through private placement. Bank's stake in the Company is 8.33%.

b) Movement of provisions for Depreciation on Investments and Investment Fluctuation Reserve

i) Movement in provisions held towards depreciation on investments

Particulars	₹ in Crore	
	Current Year	Previous Year
Balance at the beginning of the year	10,825.22	9,198.25
Add: Provisions made during the year	6,561.52	3,440.10
Less: Provision utilised during the year	-	-
Add: Foreign Exchange revaluation adjustment	506.78	2.00
Less: Write off/Write back of excess provision during the year.	1,654.18	1,815.13
Balance at the end of the year	16,238.34	10,825.22

(Excluding LICRA)

ii) Movement of Investment Fluctuation Reserve

Particulars	₹ in Crore	
	Current Year	Previous Year
Opening Balance	7,695.95	3,048.08
Add: Amount transferred during the year	4,575.43	4,647.87
Less: Drawdown	-	-
Closing balance	12,271.38	7,695.95
iii. Closing balance of investments in AFS and HFT category	6,13,569.08	6,00,672.40
iv. Closing balance in IFR as a percentage of closing balance of investments in AFS and HFT category	2.00%	1.28%

SCHEDULES

forming part of the Balance Sheet and Profit and Loss Account for the year ended 31st March 2023

c) Sales and Transfers Of Securities To/From HTM Category

The value of sales and transfers of securities to/from HTM Category has not exceeded 5% of the book value of investment held in HTM category at the beginning of the year.

d) Non-SLR Investment Portfolio

i) Non-Performing Non-SLR Investments

(₹ in Crore)

Particulars	Current Year	Previous Year
Opening Balance	2,276.71	5,229.52
Additions during the year	1,889.18	185.95
Reductions during the year	950.20	3,138.76
Closing balance	3,215.69	2,276.71
Total provisions held in respect of above	3,066.55	2,070.06

ii) Issuer composition of Non SLR Investments

The issuer composition of non-SLR investments of the Bank is given below:

(₹ in Crore)

Sr. No.	Issuer	Amount		Extent of Private Placement		Extent of "Below Investment Grade" Securities*		Extent of "Unrated" Securities*		Extent of "Unlisted" Securities*	
		Current Year	Previous Year	Current Year	Previous Year	Current Year	Previous Year	Current Year	Previous Year	Current Year	Previous Year
i)	PSUs	42,703.40	49,804.97	28,663.04	33,542.80	-	-	-	-	-	-
ii)	FIs	1,49,308.37	1,41,044.49	84,520.37	82,006.85	145.00	345.07	-	-	-	70.00
iii)	Banks	18,833.65	21,850.25	11,356.69	12,503.45	23.62	2,173.31	23.62	23.62	23.62	23.62
iv)	Private Corporates	74,364.75	68,269.59	30,051.60	29,575.24	641.37	589.73	293.79	207.93	375.00	707.93
v)	Subsidiaries/ Joint Ventures**	19,773.32	19,043.70	-	-	-	-	-	-	-	-
vi)	Others	41,381.38	30,990.78	3,712.26	2,638.17	2,878.45	5,072.38	133.67	17.31	-	-
vii)	Less: Provision held towards depreciation including LICRA	14,327.56	11,740.95	44.40	-	45.04	-	67.62	56.34	-	56.34
	Total	3,32,037.31	3,19,262.83	1,58,259.56	1,60,266.51	3,643.40	8,180.49	383.46	192.52	398.62	745.21

* Investments in Equity, Equity Oriented Mutual Funds, Venture Capital, Rated Assets Backed Securities, Central and State Government Securities and ARCIL are not segregated under these categories as these are exempt from rating/listing guidelines.

** Investments in Subsidiaries/Joint Ventures have not been segregated into various categories as these are not covered under relevant RBI Guidelines.

e) Repo Transactions including Liquidity Adjustment Facility (LAF) (in face value terms)

The details of securities sold and purchased under repos and reverse repos including LAF during the year are given below:

Current Year

(₹ in Crore)

Particulars	Minimum outstanding during the year	Maximum outstanding during the year	Daily Average outstanding during the year	Outstanding as on 31 st March 2023
Securities sold under Repo				
i) Government Securities	93,497.57	2,37,396.58	1,74,620.06	1,13,511.04
ii) Corporate Debt Securities	5,529.94	10,152.71	8,519.34	8,048.12
iii) Any other Securities	-	456.39	5.51	-
Securities purchased under Reverse Repo				
i) Government Securities	530.51	2,52,034.07	27,868.78	7,395.44
ii) Corporate Debt Securities	-	100.18	1.28	-
iii) Any other Securities	-	-	-	-

Previous Year

(₹ in Crore)

Particulars	Minimum outstanding during the year	Maximum outstanding during the year	Daily Average outstanding during the year	Outstanding as on 31 st March 2022
Securities sold under Repo				
i) Government Securities	30,025.27	2,73,518.11	1,62,561.94	1,68,483.03
ii) Corporate Debt Securities	4,377.46	8,663.34	5,824.90	8,663.34
iii) Any other Securities	-	-	-	-
Securities purchased under Reverse Repo				
i) Government Securities	44.03	1,89,095.58	1,00,304.84	60,888.22
ii) Corporate Debt Securities	-	-	-	-
iii) Any other Securities	-	-	-	-

SCHEDULES

forming part of the Balance Sheet and Profit and Loss Account for the year ended 31st March 2023

18.4 Asset Quality

a) Classification of Advances and provisions held

Current Year

(₹ in Crore)

	Standard Advances	Sub-standard Advances	Doubtful Advances	Loss Advances	Total Non-Performing Advances	Total
Gross Standard Advances and NPAs						
A) Opening Balance	27,06,647.54	15,453.17	68,592.40	27,977.80	1,12,023.37	28,18,670.91
B) Add: Additions during the year					18,420.64	4,90,087.13
C) Less: Reductions during the year*					39,516.23	39,516.23
Closing balance (A+B-C)	31,78,314.03	12,665.08	51,204.29	27,058.41	90,927.78	32,69,241.81
* Reduction in Gross NPAs due to:						
i) Upgradation					3,233.50	3,233.50
ii) Recoveries (excluding recoveries from upgraded accounts)					12,221.46	12,221.46
iii) Technical/Prudential Write Offs					-	-
iv) Write-offs other than those under (iii) above					24,061.27	24,061.27
Provisions (excluding Floating Provisions)						
Opening balance of provisions held	19,972.61	4,486.76	51,401.49	27,977.80	83,866.05	1,03,838.66
Add: Fresh provisions made during the year					9,190.34	14,891.38
Less: Excess provision reversed/Write-off loans					23,786.86	23,786.86
Closing balance of provisions held	25,673.65 ^{\$\$}	2,551.32	39,659.80	27,058.41	69,269.53	94,943.18
Net NPAs						
Opening Balance		10,966.41	16,999.30	-	27,965.71	
Add: Fresh additions during the year					9,230.19	
Less: Reductions during the year					15,729.26	
Closing Balance		10,113.76	11,352.88	-	21,466.64 [§]	

§ Floating provision of ₹191.61 Crore is netted to arrive at net NPA.

\$\$ Excludes additional provision held ₹7,642.38 Crore on Restructured Standard Assets over and above regulatory requirement.

Previous Year

(₹ in Crore)

	Standard Advances	Sub-standard Advances	Doubtful Advances	Loss Advances	Total Non-Performing Advances	Total
Gross Standard Advances and NPAs						
A) Opening Balance	24,13,004.26	19,590.89	81,767.26	25,030.87	1,26,389.02	25,39,393.28
B) Add: Additions during the year					25,021.23	3,18,664.51
C) Less: Reductions during the year*					39,386.88	39,386.88
Closing balance (A+B-C)	27,06,647.54	15,453.17	68,592.40	27,977.80	1,12,023.37	28,18,670.91
*Reduction in Gross NPAs due to:						
i) Upgradation					9,377.57	9,377.57
ii) Recoveries (excluding recoveries from upgraded accounts)					10,343.09	10,343.09
iii) Technical/Prudential Write-offs					-	-
iv) Write-offs other than those under (iii) above					19,666.22	19,666.22
Provisions (excluding Floating Provisions)						
Opening balance of provisions held	15,293.98	5,758.39	58,598.43	25,030.87	89,387.69	1,04,681.67
Add: Fresh provisions made during the year					14,142.96	18,821.58
Less: Excess provision reversed/Write-off loans					19,664.60	19,664.60
Closing balance of provisions held	19,972.61^{\$\$}	4,486.76	51,401.48	27,977.80	83,866.05	1,03,838.65
Net NPAs						
Opening Balance		13,832.50	22,977.22	-	36,809.72	
Add: Fresh additions during the year					10,878.27	
Less: Reductions during the year					19,722.28	
Closing Balance		10,966.41	16,999.30	-	27,965.71^{\$}	

\$ Floating provision of ₹ 191.61 Crore is netted to arrive at net NPA.

\$\$ Excludes additional provision held ₹ 7,912.38 Crore on Restructured Standard Assets over and above regulatory requirement.

Floating Provisions:

(₹ in Crore)

Particulars	Current Year	Previous Year
Opening Balance	193.75	193.75
Add: Additional provisions made during the year	-	-
Less: Amount drawn down during the year	-	-
Closing balance of floating provisions	193.75	193.75

Technical write-offs and the recoveries made thereon:

(₹ in Crore)

Particulars	Current Year	Previous Year
Opening balance of Technical/Prudential written-off accounts	-	-
Add: Technical/Prudential write-offs during the year	-	-
Less: Recoveries made from previously technical/prudential written-off accounts during the year	-	-
Closing balance	-	-

SCHEDULES

forming part of the Balance Sheet and Profit and Loss Account for the year ended 31st March 2023

Asset Quality Ratios:

Particulars	Current Year	Previous Year
Gross NPA to Gross Advances	2.78%	3.97%
Net NPA to Net Advances	0.67%	1.02%
Provision Coverage Ratio (PCR) excluding AUCA	76.39%	75.04%
Provision Coverage Ratio (PCR) including AUCA	91.91%	90.20%

AUCA represents fully provided accounts which have been transferred to a separate head called Advance Under Collection Account amounting to ₹1,74,569.54 Crore (Previous Year ₹1,73,334.40 Crore) of these AUCA amounting to ₹7,692.70 Crore is more than 10 years old.

b) Sector-wise Advances

(₹ in Crore)

Sr. No.	Sector	Current Year			Previous Year		
		Outstanding Total Advances	Gross NPAs	% of Gross NPAs to Total Advances in that sector	Outstanding Total Advances	Gross NPAs	% of Gross NPAs to Total Advances in that sector
A. Priority Sector							
1.	Agriculture & allied activities	2,56,044.09	29,587.72	11.56	2,26,323.87	30,281.87	13.38
2.	Industry sector eligible as priority sector lending	1,08,965.94	5,550.08	5.09	1,28,015.22	10,832.34	8.46
3.	Services	1,61,450.44	4,045.64	2.51	1,53,385.75	9,989.11	6.51
4.	Personal Loans	1,99,327.20	2,188.53	1.10	1,87,896.41	2,158.71	1.15
Sub-total (A)		7,25,787.67	41,371.97	5.70	6,95,621.25	53,262.03	7.66
B. Non-Priority Sector							
1.	Agriculture & allied activities	2,894.08	198.08	6.84	2,350.56	197.83	8.42
2.	Industry	7,51,106.55	29,716.22	3.96	6,93,310.91	40,015.00	5.77
3.	Services	8,08,091.42	14,373.75	1.78	6,10,645.37	13,279.56	2.17
4.	Personal Loans	9,81,362.09	5,267.76	0.54	8,16,742.82	5,268.95	0.65
Sub-total (B)		25,43,454.14	49,555.81	1.95	21,23,049.66	58,761.34	2.77
C. Total (A+B)		32,69,241.81	90,927.78	2.78	28,18,670.91	1,12,023.37	3.97

c) Overseas Assets, NPAs and Revenue

(₹ in Crore)

Sr. No.	Particulars	Current Year	Previous Year
1.	Total Assets	6,07,517.76	5,31,255.45
2.	Total NPAs (Gross)	1,951.47	2,264.82
3.	Total Revenue	20,735.96	9,279.41

d) Resolution plan and restructuring:
i) Restructuring of advances in terms of RBI Circular DBR.No.BP.BC.45/21.04.048/2018-19 dated 7th June 2019

Asset Classification of assets subject to Resolution Plan & restructuring	Current Year		Previous Year	
	Number of Borrower	Amount outstanding (₹ in Crore)	Number of Borrower	Amount outstanding (₹ in Crore)
Standard	2	577	-	-
Sub-standard	1	137	-	-
Doubtful	6	988	8	2,690
Total	9	1,702	8	2,690

ii) Acquisition of shares due to conversion of debt to equity during the restructuring process:

Equity shares acquired by way of conversion of debt to equity during the restructuring process did not exceed the prescribed regulatory ceilings/restriction on capital market exposure, investment in para banking activities & intra group exposure.

iii) MSME Restructuring:

As per RBI circular no. DBR.No.BP.BC.18/21.04.048/2018-19 dated 1st January 2019, the details of restructured MSME accounts is as below:

Particulars	Current Year	Previous Year
No. of accounts restructured	85,738	96,464
Aggregate outstanding (₹ in Crore)	7,406.84	8,877.10

e) Divergence in asset classification and provisioning:

No disclosure on divergence in asset classification and provisioning for NPAs is required with respect to RBI's supervisory process for the year ended 31st March 2022, based on the conditions mentioned in RBI circular No. DOR. ACC.REC.No.74/21.04.018/2022-23 dated 11th October 2022.

f) Disclosure of Transfer of Loan Accounts (SMAs & NPAs) in terms of RBI Circular No. DOR.STR. REC.51/21.04.048/2021-22 dated 24th September 2021:
Transfer of Loans:

i) The details of the Non-Performing Assets transferred during the year ended 31st March 2023 is given in the table below:

Sr. No.	Particulars	To ARCs	To permitted transferees	To other transferees
a)	No of accounts	26	14	-
b)	Aggregate principal outstanding of loans transferred (₹ in Crore)	7,613.20	414.31	-
c)	Weighted average residual tenor of the loans transferred (Years)	0.29	0.02	-
d)	Net book value of loans transferred (at the time of transfer) (₹ in Crore)	315.95	23.54	-
e)	Aggregate consideration (₹ in Crore)	3,145.57	214.65	-
f)	Additional consideration realised in respect of accounts transferred in earlier years (₹ in Crore)	74.83	-	-

SCHEDULES

forming part of the Balance Sheet and Profit and Loss Account for the year ended 31st March 2023

Excess Provision amounting to ₹2,628.41 Crore (Previous Year ₹429.92 Crore) on sale of NPAs to Securitisation Company (SC)/Reconstruction Company (RC) has been accounted for in the Profit & Loss Account.

During the year ended 31st March 2023, investment made in Security Receipts (SRs) was ₹322.69 Crore. The Security Receipts are provided for and hence the book value is nil across various categories of Ratings assigned to Security Receipts by the Credit Rating Agencies as on 31st March 2023.

Provision held on the security receipts as on 31st March 2023 is ₹7,009.38 Crore (as on 31st March 2022 the same was ₹7,859.04 Crore.)

- ii) The bank has not transferred any Special Mention Account and loan not in default.

Purchase of Loans:

- iii) The Bank has not acquired any stressed loan.
- iv) The Bank has purchased homogeneous assets from NBFCs/ HFCs/ MFIs which are not in default under Direct Assignment Route covered under Transfer of Loan Exposure. The Bank purchased secured home loans and secured & unsecured SME and ABU loans.

Details of loans-not-in-default acquired during the year ended on 31st March 2023 through assignment are given below:

Particulars	From SCB, RRBs, UCBs, SICBs, DCCBs, AIFIs, SFBs and NBFCs including Housing Finance Companies (HFCs)		From ARCs	
	Secured Loan	Unsecured Loan	Secured Loan	Unsecured Loan
Aggregate principal outstanding of loans acquired (₹ in Crore)	3,633.46	8,144.60	Nil	Nil
Aggregate consideration paid (₹ in Crore)	3,270.12	6,990.94	Nil	Nil
Weighted average residual tenor of the loans acquired (years)	11.07	1.70	Nil	Nil
Weighted average holding period by the originator (years)	1.14	0.25	Nil	Nil
Retention of the beneficial interest by the originator	10.00%	13.35%	Nil	Nil
Tangible Security Coverage	173.50%	NA	Nil	Nil

- v) The loans acquired are not rated as these are not corporate borrowers.

g) Fraud Reported and provision made during the year:

Particulars	Current Year	Previous Year
Number of Frauds reported	2,755	4,192
Amount involved in Fraud (₹ in Crore)	4,878.18	7,100.65
Amount of provision made for such frauds (₹ in Crore)	4,878.18	7,100.65
Amount of unamortised provision debited from 'Other Reserves' as at the end of the year (₹ in Crore)	Nil	Nil

h) Resolution of COVID-19 related Stress:

The details of resolution plan as on 31st March 2023, in terms of RBI Circular DOR. No. BP/BC/3/21.04.048/2020-21 dated 6th August 2020 (Resolution Framework 1.0) and DOR.STR.REC.11/21.04.048/2021-22 dated 5th May 2021 (Resolution Framework 2.0) are:

		(₹ in Crore)				
Sr. No.	Type of borrower	(A)	(B)	(C)	(D)	(E)
		Exposure to accounts classified as Standard consequent to implementation of resolution plan - Position as at the end of the previous half-year	Of (A), aggregate debt that slipped into NPA during the half-year	Of (A) amount written off during the half-year	Of (A) amount paid by the borrowers during the half-year	Exposure to accounts classified as Standard consequent to implementation of resolution plan - Position as at the end of this half-year
1.	Personal Loans	15,017	536	-	270	14,211
2.	Corporate persons of which, MSME	12,319	1,072	-	1,156	10,091
		11,045	1,011	-	987	9,047
3.	Others	-	-	-	-	-
	Total	27,336	1,608	-	1,426	24,302

(Includes restructuring implemented during the half-year ended September 2021 under the Resolution Framework 1.0)

18.5 Exposures

The Bank is lending to sectors, which are sensitive to asset price fluctuations.

a) Real Estate Sector

		(₹ in Crore)	
Particulars		Current Year	Previous Year
I) Direct exposure			
i) Residential Mortgages			
Lending fully secured by mortgages on residential property that is or will be occupied by the borrower or that is rented.		5,50,747.02	4,80,518.54
Of which (i) Individual housing loans up to ₹ 35 Lakh (previous year ₹ 35 Lakh) in Metropolitan centres (Population >= 10 Lakh) and ₹ 25 Lakh (previous year ₹ 25 Lakh) in other centres for purchase/construction of dwelling unit per family.		2,51,213.68	2,17,267.02
ii) Commercial Real Estate			
Lending secured by mortgages on Commercial Real Estates (office building, retail space, multipurpose commercial premises, multifamily residential buildings, multi tenanted commercial premises, industrial or warehouse space, hotels, land acquisition, development, and construction etc. Exposures include non-fund based (NFB) limits.		50,409.72	47,672.02
iii) Investments in Mortgage-Backed Securities (MBS) and other securitised exposures:			
a) Residential		-	-
b) Commercial Real Estate		-	-
II) Indirect Exposure			
Fund based and non-fund-based exposures on National Housing Bank (NHB) and Housing Finance Companies (HFCs)		1,28,006.76	96,802.79
Total Exposure to Real Estate Sector		7,29,163.50	6,24,993.35

SCHEDULES

forming part of the Balance Sheet and Profit and Loss Account for the year ended 31st March 2023

b) Capital Market

Particulars	₹ in Crore	
	Current Year	Previous Year
1. Direct investment in equity shares, convertible bonds, convertible debentures and units of equity-oriented mutual funds the corpus of which is not exclusively invested in corporate debt.	16,870.59	14,566.26
2. Advances against shares/ bonds/ debentures or other securities or on clean basis to individuals for investment in shares (including IPOs/ESOPs), convertible bonds, convertible debentures, and units of equity-oriented mutual funds.	65.73	110.25
3. Advances for any other purposes where shares or convertible bonds or convertible debentures or units of equity oriented mutual funds are taken as primary security.	-	-
4. Advances for any other purposes to the extent secured by the collateral security of shares or convertible bonds or convertible debentures or units of equity oriented mutual funds i.e. where the primary security other than shares/ convertible bonds/ convertible debentures/ units of equity oriented mutual funds does not fully cover the advances.	2,149.02	2,321.58
5. Secured and unsecured advances to stockbrokers and guarantees issued on behalf of stockbrokers and market makers	4,106.64	1,568.01
6. Loans sanctioned to corporates against the security of shares/ bonds/ debentures or other securities or on clean basis for meeting promoter's contribution to the equity of new companies in anticipation of raising resources.	-	-
7. Bridge loans to companies against expected equity flows/issues.	-	-
8. Underwriting commitments taken up by the Banks in respect of primary issue of shares or convertible bonds or convertible debentures or units of equity oriented mutual funds.	-	-
9. Financing to stockbrokers for margin trading.	-	-
10. Exposures to Venture Capital Funds (both registered and unregistered)	4,302.21	4,325.30
Total Exposure to Capital Market	27,494.19	22,891.40

c) Risk Category-wise Country Exposure

As per the extant RBI guidelines, the country exposure of the Bank is categorised into various risk categories listed in the following table.

Risk Category	Net Funded Exposure		Provision held	
	As at	As at	As at	As at
	31 st March 2023	31 st March 2022	31 st March 2023	31 st March 2022
Insignificant	404.93	1,782.72	Nil	Nil
Very Low	2,25,110.30	2,22,431.21	196.15	165.12
Low	62,630.30	27,346.84	Nil	Nil
Medium	33,154.94	29,467.82	Nil	Nil
High	22,138.32	23,470.66	Nil	Nil
Very High	5,799.64	5,402.11	Nil	Nil
Restricted	5,465.54	6,160.87	Nil	Nil
Total	3,54,703.98	3,16,062.23	196.15	165.12

The country exposure (net funded) of the Bank for any country does not exceed 1% of its total assets except on USA, hence provision for the country exposure on USA has been made.

d) Unsecured Advances

Particulars	₹ in Crore	
	Current Year	Previous Year
a) Total Unsecured Advances of the bank	9,30,364.53	7,44,594.25
i) Of which amount of advances outstanding against charge over intangible securities such as rights, licences, authority etc.	Nil	Nil
ii) The estimated value of such intangible securities (as in (i) above).	Nil	Nil

e) Factoring Exposures:

The Banks factoring exposure as at 31st March 2023 is ₹28,565.16 Crore (Previous Year ₹20,136.45 Crore).

f) Intra-Group Exposures:

(₹ in Crore)

Particulars	Current Year	Previous Year
Total amount of intra-group exposures	55,540.06	24,431.05
Total amount of top-20 intra-group exposures	55,540.06	24,430.71
Percentage of intra-group exposures to total exposure of the bank on borrowers/ customers	1.09%	0.54%
Details of breach of limits on intra-group exposures and regulatory action thereon	Nil	Nil

g) Unhedged Foreign Currency Exposure:

- An amount of ₹239.18 Crore (Previous Year ₹145.37 Crore) was held as on 31st March 2023 towards Currency Induced Credit Risk.
- Capital allocated for Currency Induced Credit Risk amounts to ₹420.39 Crore (Previous Year ₹72.90 Crore).

h) Single Borrower and Group Borrower exposure limits exceeded by the Bank:

The Bank has not exceeded the single borrower exposure & Group Borrower exposure prudential limits as prescribed by RBI.

18.6 Concentration of Deposits, Advances, Exposures & NPAs (computed as per directions of RBI)**a) Concentration of Deposits**

Particulars	Current Year	Previous Year
Total Deposits of twenty largest depositors (₹ in Crore)	1,76,611.88	1,61,936.62
Percentage of Deposits of twenty largest depositors to Total Deposits of the Bank	3.99%	4.00%

b) Concentration of Advances

Particulars	Current Year	Previous Year
Total Advances to twenty largest borrowers (₹ in Crore)	4,01,754.30	3,46,209.56
Percentage of Advances to twenty largest borrowers to Total Gross Advances of the Bank	12.29%	12.28%

c) Concentration of Exposures

Particulars	Current Year	Previous Year
Total Exposure to twenty largest borrowers/customers (₹ in Crore)	5,55,744.92	4,99,542.80
Percentage of Exposures to twenty largest borrowers/ customers to Total Exposure of the Bank on borrowers/ customers	10.95%	11.05%

d) Concentration of NPAs

Particulars	Current Year	Previous Year
Total Exposure to top twenty largest NPA exposure to Total Gross NPAs (₹ in Crore)	19,716.80	29,921.64
Percentage of exposures to the twenty largest NPA accounts to total gross NPAs	21.68%	27.26%

SCHEDULES

forming part of the Balance Sheet and Profit and Loss Account for the year ended 31st March 2023

18.7 Derivatives

a) Forward Rate Agreements (FRA)/Interest Rate Swaps (IRS)

(₹ in Crore)

Sr. No.	Particulars	Current Year	Previous Year
i)	The notional principal of swap agreements [#]	8,43,159.96	5,14,809.90
ii)	Losses which would be incurred if counterparties fail to fulfil their obligations under the agreements	4,058.55	2,537.80
iii)	Collateral required by the Bank upon entering swaps	-	453.97
iv)	Concentration of credit risk arising from the swaps	Not significant	Not significant
v)	The fair value of the swap book	3,309.87	1,532.87

[#]Excludes IRS/FRA amounting to ₹ 40,744.08 Crore (Previous Year ₹ 37,265.38 Crore) entered with the Bank's own foreign offices.

Nature and terms of Forward Rate Agreement or Interest Rate Swaps as on 31st March 2023 are given below:

(₹ in Crore)

Instrument	Nature	Nos.	Notional Principal	Benchmark	Terms
IRS	Trading	6,295	3,19,111.04	MIBOR	Floating Payable Vs Fixed Receivable
IRS	Trading	6,004	3,14,875.79	MIBOR	Fixed Payable Vs Floating Receivable
IRS	Hedging	101	56,617.04	SOFR	Fixed Receivable Vs Floating Payable
IRS	Trading	78	38,815.10	LIBOR	Floating Payable Vs Fixed Receivable
IRS	Trading	160	35,621.68	OTHERS	Floating Payable Vs Fixed Receivable
IRS	Trading	52	24,667.14	LIBOR	Fixed Payable Vs Floating Receivable
IRS	Trading	26	16,557.26	LIBOR	Floating Payable Vs Floating Receivable
IRS	Hedging	12	14,065.69	LIBOR	Fixed Receivable Vs Floating Payable
IRS	Hedging	168	10,793.83	LIBOR	Fixed Receivable Vs Floating Payable
IRS	Trading	85	5,898.58	OTHERS	Fixed Payable Vs Floating Receivable
IRS	Trading	11	2,626.85	LIBOR	Floating Receivable Vs Fixed Payable
IRS	Hedging	21	2,293.85	OTHERS	Fixed Receivable Vs Floating Payable
IRS	Hedging	10	1,051.78	FIXED	Floating Receivable Vs Fixed Payable
IRS	Trading	1	164.34	SOFR	Floating Receivable Vs Fixed Payable
Total		13,024	8,43,159.97		

b) Exchange Traded Interest Rate Derivatives

(₹ in Crore)

Sr. No.	Particulars	Current Year	Previous Year
1.	Notional principal amount of exchange traded interest rate derivatives undertaken during the year (instrument-wise)		
	a) Interest Rate Futures	Nil	Nil
	b) 10 Year Government of India Securities	13,718.42	3,988.26
2.	Notional principal amount of exchange traded interest rate derivatives outstanding as on end of the financial year (instrument-wise)		
	a) Interest Rate Futures	Nil	Nil
	b) 10 Year Government of India Securities	165.00	501.00
3.	Notional principal amount of exchange traded interest rate derivatives outstanding and not "highly effective" (instrument-wise)	N.A.	N.A.
4.	Mark-to-market value of exchange traded interest rate derivatives outstanding and not "highly effective" (instrument-wise)	N.A.	N.A.

c) Risk Exposure in Derivatives

Qualitative Risk Exposure

- i) The Bank currently deals in over the counter (OTC) interest rate and currency derivatives as also in Interest Rate Futures and Exchange Traded Currency Derivatives.

Interest Rate Derivatives dealt by the Bank are rupee interest rate swaps, foreign currency interest rate swaps and forward rate agreements, cap, floor and collars.

Currency derivatives dealt by the Bank are currency swaps, rupee dollar options and cross-currency options.

The Bank also deals in Non-deliverable Options and Non-deliverable Forwards as permitted by RBI.

The products are offered to the Bank's customers to hedge their exposures and the Bank also enters into derivatives contracts to cover off such exposures. Derivatives are used by the Bank both for trading as well as hedging balance sheet items.

The Bank also runs option position in USD/INR, which is managed through various types of loss limits and Greek limits.

- ii) Derivative transactions carry market risk i.e. the probable loss the Bank may incur as a result of adverse movements in interest rates/exchange rates and credit risk i.e. the probable loss the Bank may incur if the counterparties fail to meet their obligations. The Bank's "Policy for Derivatives" approved by the Board prescribes the market risk parameters (Greek limits, Loss Limits, cut-loss triggers, open position limits, duration, modified duration, PV01 etc.) as well as customer eligibility criteria (credit rating, tenure of relationship, limits and customer appropriateness and suitability of policy (CAS) etc.) for entering into derivative transactions. Credit risk is controlled by entering into derivative transactions only with counterparties satisfying the criteria prescribed in the Policy. Appropriate limits are set for the counterparties taking into account their ability to honour obligations and the Bank enters into ISDA agreement with each counterparty.
- iii) The Asset Liability Management Committee (ALCO) of the Bank oversees efficient management of these risks. The Bank's Market Risk Management Department (MRMD) identifies, measures, monitors market risk associated with derivative transactions, assists ALCO in controlling and managing these risks and reports compliance with policy prescriptions to the Risk Management Committee of the Board (RMCB) at regular intervals.
- iv) The accounting policy for derivatives has been drawn-up in accordance with RBI guidelines, the details of which are presented under Schedule 17: Significant Accounting Policies (SAP).
- v) Interest Rate Swaps are mainly used for hedging of the assets and liabilities.
- vi) Majority of the swaps were done with First class counterparty banks.
- vii) Derivative transactions comprise of swaps which are disclosed as contingent liabilities. The swaps are categorised as trading or hedging.
- viii) Derivative deals are entered with only those interbank participants for whom counterparty exposure limits are sanctioned. Similarly, derivative deals entered with only those corporates for whom credit exposure limit is sanctioned. Collateral requirements for derivative transactions are laid down as a part of credit sanctions terms on a case by case basis. Such collateral requirements are determined based on usual credit appraisal process. The Bank retains the right to terminate transactions as a risk mitigation measure in certain cases.

SCHEDULES

forming part of the Balance Sheet and Profit and Loss Account for the year ended 31st March 2023

Quantitative Risk Exposure

Particulars	(₹ in Crore)			
	Currency Derivatives		Interest Rate Derivatives	
	Current Year	Previous Year	Current Year	Previous Year
I) Derivatives (Notional Principal Amount)				
a) For hedging	8,389.39 [@]	17,269.22 [@]	47,965.32 [#]	54,974.80 [#]
b) For trading *	11,91,495.97	13,90,743.44	7,95,194.64	4,65,802.38
II) Marked to Market Positions				
a) Asset (+)	7,575.32	9,219.37	4,058.55	2,537.80
b) Liability (-)	11,160.26	9,254.89	4,196.40	2,347.92
III) Credit Exposure	41,469.48	47,965.29	10,545.92	7,180.48
IV) Likely impact of one percentage change in interest rate (100* PV01)				
a) on hedging derivatives	19.72	17.63	1,585.10	1,513.11
b) on trading derivatives	497.23	871.86	274.68	401.07
V) Maximum and Minimum of 100*PV01 observed during the year				
a) on hedging -				
Maximum	29.22	23.39	1,637.88	1,572.46
Minimum	7.60	15.97	1,255.24	1,109.15
b) on trading -				
Maximum	876.56	938.43	528.42	512.07
Minimum	497.23	516.20	246.90	23.91

[@] Excludes swaps amounting to ₹2,027.92 Crore (Previous Year ₹2,003.56 Crore) entered with the Bank's own foreign offices.

[#] IRS/FRA amounting to ₹40,744.08 Crore (Previous Year ₹37,265.38 Crore) entered with the Bank's own Foreign offices are excluded.

* Excludes Currency Derivatives of ₹86.38 Crore (Previous Year ₹403.87 Crore) and NDF ₹5,286.71 Crore (Previous Year ₹4,693.25 Crore) done with the Bank's Foreign offices.

- The outstanding notional amount of derivatives done between Global Markets Unit and International Banking Group as on 31st March 2023 amounted to ₹40,744.08 Crore (Previous Year ₹44,366.06 Crore) and the derivatives done between SBI Foreign Offices as on 31st March 2023 amounted to ₹2,027.92 Crore (Previous Year ₹34,018.38 Crore).
- The outstanding notional amount of interest rate derivatives which are not marked-to-market (MTM) where the underlying Assets/Liabilities are not marked-to-market as on 31st March 2023 amounted to ₹1,16,255.32 Crore (Previous Year ₹98,921.35 Crore).

d) Credit Default Swaps

Bank has not entered any Credit Default Swap.

18.8 Disclosure relating to Securitisation

The bank has not securitised any standard assets.

18.9 Off-balance Sheet SPVs sponsored

The Bank has not floated any off Balance Sheet SPV.

18.10 Unclaimed Liabilities transferred to Depositor Education and Awareness Fund

Particulars	(₹ in Crore)	
	Current Year	Previous Year
Opening balance of amounts transferred to DEA Fund	4,513.87	3,636.41
Add: Amounts transferred to DEA Fund	6,970.26	893.35
Less: Amounts reimbursed by DEA Fund	2,531.92	15.89
Closing balance of amounts transferred to DEA Fund	8,952.21	4,513.87

18.11 Disclosure of complaints

a) Summary information of complaints received by the bank from customers and from the office of Ombudsman on complaints and grievance redress:

Sr. No.	Particulars	Current Year	Previous Year
Complaints received by the bank from its customers			
1.	Number of complaints pending at beginning of the year	1,82,212	1,46,280
2.	Number of complaints received during the year	38,63,085	34,52,782
3.	Number of complaints disposed during the year	39,10,185	34,16,850
3.1	Of which, number of complaints rejected by the bank	1,72,002	93,618
4.	Number of complaints pending at the end of the year	1,35,112	1,82,212
Maintainable complaints received by the bank from Office of Ombudsman			
5.	Number of maintainable complaints received by the bank from Office of Ombudsman	31,038 [@]	45,693 [#]
5.1	Of 5, number of complaints resolved in favour of the bank by Office of Ombudsman	12,653	35,297
5.2	Of 5, number of complaints resolved through conciliation/ mediation/ advisories issued by Office of Ombudsman	17,356	8,664
5.3	Of 5, number of complaints resolved after passing of Awards by Office of Ombudsman against the bank	3	1
6.	Number of Awards unimplemented within the stipulated time (other than those appealed)	0	0

[@] Including complaints which were pending as at the end of the FY 2021-22 and carried over to FY 2022-23

[#] Including complaints which were pending as at the end of the FY 2020-21 and carried over to FY 2021-22

Note: Maintainable complaints refer to complaints on the grounds specifically mentioned in Integrated Ombudsman Scheme, 2021 (Previously Banking Ombudsman Scheme, 2006) and covered within the ambit of the Scheme.

SCHEDULES

forming part of the Balance Sheet and Profit and Loss Account for the year ended 31st March 2023

b) Top five grounds of complaints received by the bank from customers

Grounds of complaints, (i.e. complaints relating to)	Number of complaints pending at the beginning of the year	Number of complaints received during the year	% increase/ decrease in the number of complaints received over the previous year	Number of complaints pending at the end of the year	Of 5, number of complaints pending beyond 30 days
1	2	3	4	5	6
Current Year					
ATM/ Debit Card	65,097	14,94,562	-20.66	49,435	-
Internet Banking/ Mobile/ Electronic Banking	97,236	20,98,317	56.17	83,450	62,242
Bank Charges levied	3,766	30,856	-44.18	38	-
Account Opening/difficulty in Operation of accounts	8,339	23,366	-4.74	92	-
Cheque Book related	1,694	22,638	10.80	19	-
Others	6,080	1,93,346	54.37	2,078	1,909
Total	1,82,212	38,63,085	11.88	1,35,112	64,151
Previous Year					
ATM/ Debit Card	64,100	18,83,728	4.38	65,097	30,313
Internet Banking/ Mobile/ Electronic Banking	43,015	13,43,568	135.42	97,236	67,738
Bank Charges levied	4,016	55,280	-11.53	3,766	3,410
Account Opening/difficulty in Operation of accounts	3,459	24,529	-24.02	8,339	3,127
Cheque Book related	660	20,432	67.98	1,694	1,056
Others	31,030	1,25,245	-80.71	6,080	683
Total	1,46,280	34,52,782	10.26	1,82,212	1,06,327

c) Disclosure of "First Resort Complaints received, and action taken" in terms of Policy related Action Point in Annual Conference of the RBI Ombudsmen's October 2022

Under clause 10 of the Reserve Bank Integrated Ombudsman Scheme-2021 (RB-IOS), the complaints not related to deficiency of service rejected by Banking Ombudsman as non-maintainable advising the complainants to approach the concerned Regulated Entity directly are called as First Resort Complaints.

During the financial year 2022-23, a total of 23,363 First Resort Complaints (FRCs) were received by RB-IOs.

To ensure reduction in First Resort Complaints (FRCs), the Bank has taken initiatives as under:

- The salient features of RB-IOS Scheme have been displayed at all the branches, ATMs and digitally displayed on ATMs, Bank's website, Internet Banking & YONO.
- Nationwide Intensive Customer Awareness Campaign was conducted during November 2022.

18.12 Disclosure of penalties imposed by the Reserve Bank of India

- a) During the year ended 31st March 2023, no penalty has been levied on the Bank by the Reserve Bank of India (RBI) in exercise of the powers vested under the provisions of Section 47A(1)(c) read with Sections 46(4)(i) and 51(1) of the Banking Regulation Act, 1949.

- b) No penalty has been levied on the Bank for contravention under the provisions of Payment and Settlement Systems Act, 2007, Government Securities Act, 2006 (for bouncing SGL).
- c) There is no default in reverse repo transaction.

18.13 Other Disclosures:

a) Business Ratios

Sr. No.	Particulars	Current Year	Previous Year
i.	Interest Income as a percentage to Working Funds	6.35%	6.27%
ii.	Non-interest income as a percentage to Working Funds	0.70%	0.92%
iii.	Cost of Deposits (Domestic)	3.99%	3.83%
iv.	Net Interest Margin	3.37%	3.12%
v.	Operating Profit as a percentage to Working Funds	1.60%	1.55%
vi.	Return on Assets (on net-asset basis)	0.96%	0.67%
vii.	Business (Deposits plus advances) per employee (₹ in Crore)	29.78	25.74
viii.	Profit per employee (₹ in Lakh)	21.23	12.93

b) Bancassurance Business

Fees/brokerage earned in respect of the insurance broking, agency and bancassurance business.

(₹ in Crore)

Name of the Company	Current Year	Previous Year
SBI Life Insurance Co. Ltd.	2,039.92	1,567.50
SBI General Insurance Co. Ltd.	397.64	319.00
NTUC and Manulife Financial Limited	0.12	1.27
Tokio Marine and ACE	0.45	0.61
Unit Trust and LIC	0.01	0.01
AIA Singapore	0.01	0.04
IFAST	0.11	0.43
Aviva	0.29	0.39
Total	2,438.55	1,889.25

c) Marketing and distribution

The details of fees/remuneration received in respect of the marketing and distribution function (excluding bancassurance business) are as follows:

(₹ in Crore)

Name of the Company	Current Year	Previous Year
SBI Mutual Fund	877.69	741.84
SBI Cards and Payment Services Limited	263.86	199.61
National Pension System	17.89	10.00
SBICAP Securities Ltd.	5.22	5.06
Other Mutual Funds	33.30	22.64
Others (PMS, Bonds, Corporate FDs etc.)	5.35	2.55
Total	1,203.31	981.70

SCHEDULES

forming part of the Balance Sheet and Profit and Loss Account for the year ended 31st March 2023

d) Priority Sector Lending Certificate (PSLC)

The Bank has purchased the following PSLCs during the year:-

(₹ in Crore)		
Category	Current Year	Previous Year
PSLC Micro Enterprises	78,249.00	5,792.00
PSLC Agriculture	25,240.00	10,192.00
PSLC General	7,439.00	58,361.75
PSLC Small and Marginal Farmers	91,072.00	63,654.25
Total	2,02,000.00	1,38,000.00

The Bank did not sell any PSLC during the year ended 31st March 2023 and 31st March 2022.

e) Provisions and Contingencies

Break up of "Provisions and Contingencies" shown under head Expenditure in Profit and loss account as follows:

(₹ in Crore)		
Provisions debited to Profit & Loss Account	Current Year	Previous Year
Provision for Taxation		
- Current Tax	21,223.93	11,427.30
- Deferred Tax Asset created	(4,250.74)	318.57
Provision for Depreciation on Investments	1,513.84	3,440.10
Provision on Non-Performing Assets	9,190.34	14,142.96
Provision on Restructured Assets	(46.41)	(56.11)
Provision on Standard Assets	5,618.55	4,677.04
Other Provisions	231.01	2,248.14
Total	33,480.52	36,198.00

f) Implementation of IFRS converged Indian Accounting Standards (Ind AS)

RBI vide Circular DBR.BP.BC.No.29/21.07.001/2018-19 dated 22nd March 2019 deferred implementation of Ind AS till further notice. However, RBI requires all banks to submit Proforma Ind AS financial statements every half-year. Accordingly, the Bank is preparing and submitting to RBI Proforma Ind AS financial statements every half-year after approval of Steering Committee headed by MD (R,C & SARG) formed for monitoring of implementation of Ind AS in the Bank.

g) Payment of DICGC Insurance Premium

(₹ in Crore)		
Particulars	Current Year	Previous Year
Payment of DICGC Insurance Premium	4,407.22	4,006.14
Arrears in payment of DICGC premium	-	-

h) Disclosure on amortisation of expenditure on account of enhancement in family pension of employees of bank

Pursuant to the revision in family pension payable to employees of the Bank covered under 11th Bi-Partite settlement and Joint Note dated 11th November 2020, the Bank had provided for the entire additional liability of ₹7,418.39 Crore in the Profit and Loss Account for the year ended 31st March 2022 & was disclosed as an exceptional item.

There is no unamortised expenditure in the Balance Sheet on account of Family Pension Scheme.

18.14 Disclosure Requirements as per the Accounting Standards

a) Accounting Standard 5: Net Profit or Loss for the period, Prior Period Items, and Changes in Accounting Policies

- During the year, there were no material prior period income/expenditure items.
- There is no change in the Significant Accounting Policies adopted during the Financial Year 2022-23 as compared to those followed in the previous Financial Year 2021-22.

b) Accounting Standard - 15 "Employee Benefits"

i) Defined Benefit Plans

1) Employee's Pension Plan and Gratuity Plan

The following table sets out the status of the Defined Benefit Pension Plan and Gratuity Plan as per the actuarial valuation by the independent Actuary appointed by the Bank:

(₹ in Crore)

Particulars	Pension Plan		Gratuity Plan	
	Current Year	Previous Year	Current Year	Previous Year
Change in the present value of the defined benefit obligation				
Opening defined benefit obligation	1,46,124.99	1,25,806.37	12,714.22	13,447.17
Current Service Cost	972.83	914.92	464.79	466.44
Interest Cost	10,740.19	8,680.64	924.32	917.10
Past Service Cost (Vested Benefit)	-	11,124.14	-	-
Actuarial (Gains)/Losses	9,824.44	9,789.06	44.75	42.20
Benefits paid	(4,848.06)	(4,926.71)	(1,757.60)	(2,158.69)
Direct Payment by Bank	(5,848.13)	(5,263.43)	-	-
Closing defined benefit obligation at 31 st March 2023	1,56,966.26	1,46,124.99	12,390.48	12,714.22
Change in Plan Assets				
Opening fair value of Plan Assets as at 1 st April 2022	1,30,590.73	1,06,445.86	10,925.06	10,950.23
Expected Return on Plan Assets	9,598.42	7,344.76	794.25	746.81
Contributions by employer	2,171.59	22,163.77	1,440.65	1,463.56
Expected Contributions by the employees	0.10	-	-	-
Benefits Paid	(4,848.06)	(4,926.71)	(1,757.60)	(2,158.69)
Actuarial Gains/(Loss) on plan Assets - Due to Experience	(4,364.24)	(436.95)	(336.70)	(76.85)
Closing fair value of plan assets as at 31 st March 2023	1,33,148.54	1,30,590.73	11,065.66	10,925.06
Reconciliation of present value of the obligation and fair value of the plan assets				
Present Value of Funded obligation at 31 st March 2023	1,56,966.26	1,46,124.99	12,390.48	12,714.22
Fair Value of Plan assets at 31 st March 2023	1,33,148.54	1,30,590.73	11,065.66	10,925.06
Deficit/(Surplus)	23,817.72	15,534.26	1,324.82	1,789.16
Unrecognised Past Service Cost (Vested) Closing Balance	-	-	-	-
Unrecognised Transitional Liability Closing Balance	-	-	-	-
Net Liability/(Asset)	23,817.72	15,534.26	1,324.82	1,789.16

SCHEDULES

forming part of the Balance Sheet and Profit and Loss Account for the year ended 31st March 2023

(₹ in Crore)

Particulars	Pension Plan		Gratuity Plan	
	Current Year	Previous Year	Current Year	Previous Year
Amount Recognised in the Balance Sheet				
Liabilities	1,56,966.26	1,46,124.99	12,390.48	12,714.22
Assets	1,33,148.54	1,30,590.73	11,065.66	10,925.06
Net Liability/(Asset) recognized in Balance Sheet	23,817.72	15,534.26	1,324.82	1,789.16
Unrecognised Past Service Cost (Vested) Closing Balance	-	-	-	-
Unrecognised Transitional Liability Closing Balance	-	-	-	-
Net Liability/(Asset)	23,817.72	15,534.26	1,324.82	1,789.16
Net Cost recognized in the profit and loss account				
Current Service Cost	972.83	914.92	464.79	466.44
Interest Cost	10,740.19	8,680.64	924.32	917.10
Expected return on plan assets	(9,598.42)	(7,344.76)	(794.25)	(746.81)
Expected Contributions by the employees	(0.10)	-	-	-
Past Service Cost (Amortised) Recognised	-	-	-	-
Past Service Cost (Vested Benefit) Recognised	-	11,124.14	-	-
Net actuarial losses/(Gain) recognized during the year	14,188.68	10,226.01	381.45	119.05
Total costs of defined benefit plans included in Schedule 16 "Payments to and provisions for employees"	16,303.18	23,600.95	976.31	755.78
Reconciliation of expected return and actual return on Plan Assets				
Expected Return on Plan Assets	9,598.42	7,344.76	794.25	746.81
Actuarial Gain/(loss) on Plan Assets - Due to Experience	(4,364.24)	(436.95)	(336.70)	(76.85)
Actual Return on Plan Assets	5,234.18	6,907.81	457.55	669.96
Reconciliation of opening and closing net liability/(asset) recognized in Balance Sheet				
Opening Net Liability/(Asset) as at 1 st April 2022	15,534.26	19,360.51	1,789.16	2,496.94
Expenses as recognized in Profit and Loss account	16,303.18	23,600.95	976.31	755.78
Paid by Bank Directly	(5,848.13)	(5,263.43)	-	-
Debited to Other Provision	-	-	-	-
Recognised in Reserve	-	-	-	-
Employer's Contribution	(2,171.59)	(22,163.77)	(1,440.65)	(1,463.56)
Net liability/(Asset) recognized in Balance Sheet	23,817.72	15,534.26	1,324.82	1,789.16

Plan Assets of Pension Fund & Gratuity Fund as on 31st March 2023 are as follows:

Category of Assets	Pension Fund % of Plan Assets	Gratuity Fund % of Plan Assets
Central Govt. Securities	19.11%	19.06%
State Govt. Securities	35.14%	35.24%
Debt Securities, Money Market Securities and Bank Deposits	30.85%	29.35%
ETF and Mutual Funds	11.61%	10.99%
Insurer Managed Funds	1.17%	3.30%
Others	2.12%	2.06%
Total	100.00%	100.00%

Principal actuarial assumptions

Particulars	Pension Plans	
	Current Year	Previous Year
Discount Rate	7.53%	7.35%
Expected Rate of return on Plan Asset	7.53%	7.35%
Salary Escalation Rate	6.00%	5.80%
Pension Escalation Rate	2.00%	1.60%
Attrition Rate	2.00%	2.00%
Mortality Table During Employment	IALM 2012-14 (Urban)	IALM 2012-14 (Urban)
Mortality Table After Employment	IALM (2006-08) Ultimate	IALM (2006-08) Ultimate

Principal actuarial assumptions

Particulars	Gratuity Plans	
	Current Year	Previous Year
Discount Rate	7.48%	7.27%
Expected Rate of return on Plan Asset	7.48%	7.27%
Salary Escalation Rate	6.00%	5.80%
Attrition Rate	2.00%	2.00%
Mortality Table	IALM 2012-14 (Urban)	IALM 2012-14 (Urban)

Surplus/Deficit in the Plan
Gratuity Plan

Amount recognized in the Balance Sheet	(₹ in Crore)				
	Year ended 31.03.2019	Year ended 31.03.2020	Year ended 31.03.2021	Year ended 31.03.2022	Year ended 31.03.2023
Liability at the end of the year	12,189.05	12,852.56	13,447.17	12,714.22	12,390.48
Fair value of Plan Assets at the end of the year	10,326.00	10,570.95	10,950.23	10,925.06	11,065.66
Difference	1,863.05	2,281.61	2,496.94	1,789.16	1,324.82
Unrecognised Past Service Cost	-	-	-	-	-
Unrecognised Transition Liability	-	-	-	-	-
Amount Recognised in the Balance Sheet	1,863.05	2,281.61	2,496.94	1,789.16	1,324.82

SCHEDULES

forming part of the Balance Sheet and Profit and Loss Account for the year ended 31st March 2023

Experience adjustment

(₹ in Crore)

Amount recognized in the Balance Sheet	Year ended 31.03.2019	Year ended 31.03.2020	Year ended 31.03.2021	Year ended 31.03.2022	Year ended 31.03.2023
On Plan Liability (Gain)/Loss	(212.11)	382.17	1,053.04	366.15	138.91
On Plan Asset (Loss)/Gain	102.16	249.84	331.37	(76.85)	(336.70)

Surplus/Deficit in the plan

Pension

(₹ in Crore)

Amount recognized in the Balance Sheet	Year ended 31.03.2019	Year ended 31.03.2020	Year ended 31.03.2021	Year ended 31.03.2022	Year ended 31.03.2023
Liability at the end of the year	95,362.15	1,09,830.37	1,25,806.37	1,46,124.99	1,56,966.26
Fair value of Plan Assets at the end of the year	90,399.61	97,458.52	1,06,445.86	1,30,590.73	1,33,148.54
Difference	4,962.54	12,371.85	19,360.51	15,534.26	23,817.72
Unrecognized Past Service Cost	-	-	-	-	-
Unrecognized Transition Liability	-	-	-	-	-
Amount Recognised in the Balance Sheet	4,962.54	12,371.85	19,360.51	15,534.26	23,817.72

Experience adjustment

(₹ in Crore)

Amount recognized in the Balance Sheet	Year ended 31.03.2019	Year ended 31.03.2020	Year ended 31.03.2021	Year ended 31.03.2022	Year ended 31.03.2023
On Plan Liability (Gain)/Loss	3,642.57	4,078.53	12,528.38	4,162.26	8,997.32
On Plan Asset (Loss)/Gain	109.65	1,550.28	3,705.91	(436.95)	(4,364.24)

The expected contribution to the Pension and Gratuity Fund for the next year is ₹2,200.00 Crore and ₹1,796.23 Crore respectively.

As the plan assets are marked to market on the basis of the yield curve derived from government securities, the expected rate of return has been kept the same as the discount rate.

The estimates of future salary growth, factored in actuarial valuation, take account of inflation, seniority, promotion and other relevant factors such as supply and demand in the employment market. Such estimates are very long-term and are not based on limited past experience/immediate future. Empirical evidence also suggests that in very long-term, consistent high salary growth rates are not possible. The said estimates and assumptions have been relied upon by the auditors.

With a view to further strengthen the Pension Fund, it was decided to upwardly revise some of the assumptions.

2) Employees' Provident Fund

Actuarial valuation carried out in respect of interest shortfall in the Provident Fund Trust of the Bank, as per Deterministic Approach shows "Nil" liability, hence no provision is made in FY2022-23.

The following table sets out the status of Provident Fund as per the actuarial valuation by the independent Actuary appointed by the Bank: -

(₹ in Crore)

Particulars	Provident Fund	
	Current Year	Previous Year
Change in the present value of the defined benefit obligation		
Opening defined benefit obligation at 1 st April 2022	36,730.00	35,289.14
Current Service Cost	1,480.33	1,493.06
Interest Cost	2,762.87	2,917.84
Employee Contribution (including VPF)	1,952.97	1,958.76
Actuarial losses/(gains)	-	150.44
Benefits paid	(4,689.37)	(5,079.24)
Closing defined benefit obligation at 31 st March 2023	38,236.80	36,730.00
Change in Plan Assets		
Opening fair value of Plan Assets as at 1 st April 2022	37,632.85	36,365.80
Expected Return on Plan Assets	2,762.87	2,917.84
Contributions	3,433.30	3,451.82
Provision for loss on maturity of non-performing investment	-	-
Benefits Paid	(4,689.37)	(5,079.24)
Actuarial Gains/(Loss) on plan Assets	70.40	(23.37)
Closing fair value of plan assets as at 31 st March 2023	39,210.05	37,632.85
Reconciliation of present value of the obligation and fair value of the plan assets		
Present Value of Funded obligation at 31 st March 2023	38,236.80	36,730.00
Fair Value of Plan assets at 31 st March 2023	39,210.05	37,632.85
Deficit/(Surplus)	(973.25)	(902.85)
Net Asset not recognized in the Balance Sheet	973.25	902.85
Net Cost recognized in the profit and loss account		
Current Service Cost	1,480.33	1,493.06
Interest Cost	2,762.87	2,917.84
Expected return on plan assets	(2,762.87)	(2,917.84)
Interest shortfall reversed	-	-
Total costs of defined benefit plans included in Schedule 16 "Payments to and provisions for employees"	1,480.33	1,493.06
Reconciliation of opening and closing net liability/(asset) recognized in the Balance Sheet		
Opening Net Liability as at 1 st April 2022	-	-
Expense as above	1,480.33	1,493.06
Employer's Contribution	(1,480.33)	(1,493.06)
Net Liability/(Asset) Recognised in the Balance Sheet	-	-

Plan Assets of Provident Fund as on 31st March 2023 are as follows:

Category of Assets	Provident Fund % of Plan Assets
Central Govt. Securities	28.36%
State Govt. Securities	31.82%
Debt Securities, Money Market Securities and Bank Deposits	30.12%
Mutual Funds	6.99%
Others	2.71%
Total	100.00%

SCHEDULES

forming part of the Balance Sheet and Profit and Loss Account for the year ended 31st March 2023

Principal actuarial assumptions

Particulars	Provident Fund	
	Current Year	Previous Year
Discount Rate	7.48%	7.27%
Guaranteed Return	8.10%	8.50%
Attrition Rate	2.00%	2.00%
Salary Escalation Rate	6.00%	5.80%
Mortality Table	IALM 2012-14 (Urban)	IALM 2012-14 (Urban)

There is a guaranteed return applicable to liability under SBI Employees Provident Fund which shall not be lower of either:

- one half percent above the average standard rate (adjusted up or down to the interest one quarter per cent) quoted by the bank for new deposits fixed for twelve months in the preceding year (ending on the preceding 31st day of March); or
- three percent per annum, subject to approval of Executive Committee.

ii) Defined Contribution Plan:

The Bank has a Defined Contribution Pension Scheme (DCPS) applicable to all categories of officers and employees joining the Bank on or after 1st August 2010. The Scheme is managed by NPS Trust under the aegis of the Pension Fund Regulatory and Development Authority. National Securities Depository Limited has been appointed as the Central Record Keeping Agency for the NPS. During FY 2022-23, the Bank has contributed ₹1,296.27 Crore (Previous Year ₹1,177.54 Crore).

iii) Long-Term Employee Benefits (Unfunded Obligation):

A) Accumulating Compensated Absences (Privilege Leave)

The following table sets out the status of Accumulating Compensated Absences (Privilege Leave) as per the actuarial valuation by the independent Actuary appointed by the Bank: -

(₹ in Crore)

Particulars	Accumulating Compensated Absences (Privilege Leave)	
	Current Year	Previous Year
Change in the present value of the defined benefit obligation		
Opening defined benefit obligation at 1 st April 2022	10,372.37	8,182.24
Current Service Cost	328.35	456.87
Interest Cost	754.07	558.03
Actuarial losses/(gains)	743.71	2,567.32
Benefits paid	(1,130.17)	(1,392.09)
Closing defined benefit obligation at 31 st March 2023	11,068.33	10,372.37
Net Cost recognized in the profit and loss account		
Current Service Cost	328.35	456.87
Interest Cost	754.07	558.03
Actuarial (Gain)/Losses	743.71	2,567.32
Total costs of defined benefit plans included in Schedule 16 "Payments to and provisions for employees"	1,826.13	3,582.22

(₹ in Crore)

Particulars	Accumulating Compensated Absences (Privilege Leave)	
	Current Year	Previous Year
Reconciliation of opening and closing net liability/(asset) recognized in the Balance Sheet		
Opening Net Liability as at 1 st April 2022	10,372.37	8,182.24
Expense as above	1,826.13	3,582.22
Employer's Contribution	-	-
Benefit paid directly by the Employer	(1,130.17)	(1,392.09)
Net Liability/(Asset) Recognised in the Balance Sheet	11,068.33	10,372.37

Principal actuarial assumptions

Particulars	Current Year	Previous Year
Discount Rate	7.48%	7.27%
Salary Escalation Rate	6.00%	5.80%
Attrition Rate	2.00%	2.00%
Mortality Table	IALM 2012-14 (Urban)	IALM 2012-14 (Urban)

B) Other Long-Term Employee Benefits

Amount of ₹ 20.57 Crore (Previous Year ₹ 115.51 Crore) is provided as per the actuarial valuation by the independent Actuary appointed by the Bank towards Other Long-Term Employee Benefits viz. Leave Travel and Home Travel Concession (Encashment/Availment), Silver Jubilee Award, Resettlement Expenses on Superannuation and Retirement Award and is included under the head "Payments to and Provisions for Employees" in Profit and Loss Account.

Principal actuarial assumptions

Particulars	Current Year	Previous Year
Discount Rate	7.48%	7.27%
Salary Escalation Rate	6.00%	5.80%
Attrition Rate	2.00%	2.00%
Mortality Table	IALM 2012-14 (Urban)	IALM 2012-14 (Urban)

c) Accounting Standard - 17 "Segment Reporting"**1. Segment Identification****I. Primary (Business Segment)**

The following are the primary segments of the Bank:-

- Treasury
- Corporate/Wholesale Banking
- Retail Banking
- Other Banking Business.

The present accounting and information system of the Bank does not support capturing and extraction of the data in respect of the above segments separately. However, based on the present internal, organisational and management reporting structure and the nature of their risk and returns, the data on the primary segments have been computed as under:

SCHEDULES

forming part of the Balance Sheet and Profit and Loss Account for the year ended 31st March 2023

i) Treasury

The Treasury Segment includes the entire investment portfolio and trading in foreign exchange contracts and derivative contracts. The revenue of the treasury segment primarily consists of fees and gains or losses from trading operations and interest income on the investment portfolio.

ii) Corporate/Wholesale Banking

The Corporate/Wholesale Banking segment comprises the lending activities of Corporate Accounts Group, Commercial Clients Group and Stressed Assets Resolution Group. These include providing loans and transaction services to corporate and institutional clients and further include non-treasury operations of foreign offices.

iii) Retail Banking

The Retail Banking Segment comprises of retail branches, which primarily includes Personal Banking activities including lending activities to corporate customers having banking relations with these branches. This segment also includes agency business and ATMs.

iv) Other Banking business

Segments not classified under (i) to (iii) above are classified under this primary segment.

II. Secondary (Geographical Segment)

- i) Domestic Operations - Branches/Offices having operations in India
- ii) Foreign Operations - Branches/Offices having operations outside India and offshore Banking units having operations in India

III. Pricing of Inter-segmental Transfers

The Retail Banking segment is the primary resource mobilising unit. The Corporate/Wholesale Banking and Treasury segments are recipient of funds from Retail Banking. Market related Funds Transfer Pricing (MRFTP) is followed under which a separate unit called Funding Centre has been created. The Funding Centre notionally buys funds that the business units raise in the form of deposits or borrowings and notionally sell funds to business units engaged in creating assets.

IV. Allocation of Expenses, Assets and Liabilities

Expenses incurred at Corporate Centre establishments directly attributable either to Corporate/Wholesale and Retail Banking Operations or to Treasury Operations segment, are allocated accordingly. Expenses not directly attributable are allocated on the basis of the ratio of number of employees in each segment/ratio of directly attributable expenses.

The Bank has certain common assets and liabilities, which cannot be attributed to any segment, and the same are treated as unallocated.

2. Segment Information

Part A: Primary (Business Segments)

Business Segment	Treasury	Corporate/ Wholesale Banking	Retail Banking			Other Banking Operations	Total
			Digital Banking	Other retail Banking	Total		
Revenue (before exceptional items) #	1,01,933.92 (1,00,000.05)	98,038.91 (74,379.36)	3,697.02	1,63,216.12	1,66,913.14 (1,38,504.95)	- (-)	3,66,885.97 (3,12,884.36)
Unallocated Revenue #							1,832.69 (3,136.84)
Total Revenue #							3,68,718.66 (3,16,021.20)
Result (before exceptional items) #	9,470.88 (13,654.90)	29,049.75 (26,959.15)	4,731.53	28,507.95	33,239.48 (12,541.38)	- (-)	71,760.11 (53,155.43)
Add: Exceptional Items #							- (-7,418.39)
Result (after exceptional items) #							71,760.10 (45,737.04)
Unallocated Income(+)/ Expenses(-) - net #							-4,554.47 (-2,315.19)
Profit before tax #							67,205.64 (43,421.85)
Tax #							16,973.19 (11,745.87)
Extraordinary Profit #							Nil Nil
Net Profit #							50,232.45 (31,675.98)
Other Information:							
Segment Assets *	16,65,482.35 (16,13,186.75)	14,92,904.65 (13,02,237.02)	52,647.74	22,57,802.67	23,10,450.41 (20,21,244.45)	- (-)	54,68,837.41 (49,36,668.22)
Unallocated Assets *							48,141.12 (50,929.19)
Total Assets *							55,16,978.53 (49,87,597.41)
Segment Liabilities *	15,24,002.00 (14,68,058.66)	14,57,595.81 (12,74,940.11)	4,90,464.77	15,62,424.59	20,52,889.36 (18,48,288.43)	- (-)	50,34,487.17 (45,91,287.20)
Unallocated Liabilities *							1,54,882.91 (1,16,222.15)
Total Liabilities *							51,89,370.08 (47,07,509.35)

(Figures in brackets are for previous year).

SCHEDULES

forming part of the Balance Sheet and Profit and Loss Account for the year ended 31st March 2023

Part B: Secondary (Geographic Segments)

(₹ in Crore)

Geographic Segments	Domestic		Foreign		Total	
	Current Year	Previous Year	Current Year	Previous Year	Current Year	Previous Year
Revenue (before exceptional items) #	3,47,982.70	3,06,741.79	20,735.96	9,279.41	3,68,718.66	3,16,021.20
Net Profit #	43,966.38	27,905.87	6,266.07	3,770.11	50,232.45	31,675.98
Assets *	49,09,460.77	44,56,341.96	6,07,517.76	5,31,255.45	55,16,978.53	49,87,597.41
Liabilities*	45,81,852.33	41,76,253.90	6,07,517.76	5,31,255.45	51,89,370.09	47,07,509.35

For the year ended 31st March 2023.

* As at 31st March 2023.

As per RBI Circular DOR. AUT.REC.12/22.01.001/2022-23 dated 7th April 2022, for the purpose of disclosure under Accounting Standard 17 Segment Reporting "Digital Banking" has been identified as a sub-segment under the "Retail Banking Segment".

d) Accounting Standard - 18 "Related Party Disclosures"

1. Related Parties

A. SUBSIDIARIES

i. FOREIGN BANKING SUBSIDIARIES

1. Commercial Indo Bank LLC, Moscow
2. SBI Canada Bank
3. State Bank of India (California)
4. State Bank of India (UK) Limited
5. SBI (Mauritius) Ltd.
6. PT Bank SBI Indonesia
7. Nepal SBI Bank Ltd.

ii. DOMESTIC NON-BANKING SUBSIDIARIES

1. SBI Life Insurance Company Ltd.
2. SBI General Insurance Company Ltd.
3. SBI Cards & Payment Services Ltd.
4. SBI Funds Management Ltd.
5. SBI Mutual Fund Trustee Co. Pvt. Ltd.
6. SBI Capital Markets Ltd.
7. SBICAP Trustee Co. Ltd.
8. SBICAP Ventures Ltd.
9. SBICAP Securities Ltd.
10. SBI Global Factors Ltd.
11. SBI - SG Global Securities Services Pvt. Ltd.
12. SBI DFHI Ltd.

13. SBI Pension Funds Pvt. Ltd.
14. SBI Payment Services Pvt. Ltd.
15. SBI Infra Management Solutions Pvt. Ltd. (under liquidation)
16. SBI Foundation
17. State Bank Operations Support Services Pvt. Ltd. (Date of incorporation 26th July 2022)

iii. FOREIGN NON-BANKING SUBSIDIARIES

1. SBI Funds Management (International) Pvt. Ltd.
2. State Bank of India Servicios Limitada
3. Nepal SBI Merchant Banking Ltd.
4. SBICAP (Singapore) Ltd. (upto 30th November 2022)

B. JOINTLY CONTROLLED ENTITIES

1. C-Edge Technologies Ltd.
2. Jio Payments Bank Ltd. (upto 22nd January 2023)
3. SBI Macquarie Infrastructure Management Pvt. Ltd.
4. SBI Macquarie Infrastructure Trustee Pvt. Ltd.
5. Macquarie SBI Infrastructure Management Pte. Ltd.
6. Macquarie SBI Infrastructure Trustee Ltd.
7. Oman India Joint Investment Fund - Management Company Pvt. Ltd.
8. Oman India Joint Investment Fund - Trustee Company Pvt. Ltd.

C. ASSOCIATES

i. Regional Rural Banks

1. Andhra Pradesh Grameena Vikas Bank
2. Arunachal Pradesh Rural Bank
3. Chhattisgarh Rajya Gramin Bank
4. Ellaquai Dehati Bank
5. Madhyanchal Gramin Bank
6. Meghalaya Rural Bank
7. Mizoram Rural Bank
8. Nagaland Rural Bank
9. Saurashtra Gramin Bank
10. Utkal Grameen Bank
11. Uttarakhand Gramin Bank
12. Jharkhand Rajya Gramin Bank
13. Rajasthan Marudhara Gramin Bank
14. Telangana Grameena Bank

SCHEDULES

forming part of the Balance Sheet and Profit and Loss Account for the year ended 31st March 2023

ii. Others

1. The Clearing Corporation of India Ltd.
2. Bank of Bhutan Ltd.
3. Yes Bank Ltd.
4. Investec Capital Services (India) Pvt. Ltd.
5. Jio Payments Bank Ltd. (w.e.f. 23rd January 2023)
6. SBI Home Finance Ltd. (under liquidation)

D. Key Management Personnel of the Bank

1. Shri Dinesh Kumar Khara, Chairman
2. Shri Challa Sreenivasulu Setty, Managing Director (International Banking, Global Markets & Technology)
3. Shri Ashwani Bhatia, Managing Director (Corporate Banking & Global Markets) (up to 31st May 2022)
4. Shri Swaminathan Janakiraman, Managing Director (Corporate Banking & Subsidiaries)
5. Shri Ashwini Kumar Tewari, Managing Director (Risk, Compliance & SARG)
6. Shri Alok Kumar Choudhary, Managing Director (Retail Business & Operations) (w.e.f. 07th June 2022)

2. Parties with whom transactions were entered into during the year

No disclosure is required in respect of related parties, which are "State-controlled Enterprises" as per paragraph 9 of Accounting Standard (AS) 18. Further, in terms of paragraph 5 of AS 18, transactions in the nature of Banker-Customer relationship have not been disclosed including those with Key Management Personnel and relatives of Key Management Personnel.

3. Transactions and Balances

Particulars	31 st March 2023		31 st March 2022		Total	
	Associates/ Joint Ventures	Key Management Personnel & their relatives	Associates/ Joint Ventures	Key Management Personnel & their relatives	Associates/ Joint Ventures	Key Management Personnel & their relatives
Outstanding as at						
Borrowings	-	-	-	-	-	-
Deposit	4,942.43	-	4,942.43	833.02	-	833.02
Other Liabilities	66.09	-	66.09	10.23	-	10.23
Balance with Banks and Money at call and short notice	0.17	-	0.17	0.12	-	0.12
Advance	1,007.14	-	1,007.14	856.50	-	856.50
Investment	7,925.54	-	7,925.54	10,614.81	-	10,614.81
Other Assets	196.03	-	196.03	224.63	-	224.63
Non-fund commitments (LCs/BGs)	22.53	-	22.53	-	-	-

(₹ in Crore)

(₹ in Crore)

Particulars	Key Management Personnel & their relatives			Key Management Personnel & their relatives		
	Associates/ Joint Ventures		Total	Associates/ Joint Ventures		Total
Maximum outstanding	During FY2022-23			During FY2021-22		
Borrowings	-	-	-	-	-	-
Deposit	5,269.99	-	5,269.99	1,351.05	-	1,351.05
Other Liabilities	66.12	-	66.12	13.78	-	13.78
Balance with Banks and Money at call and short notice	2.56	-	2.56	636.41	-	636.41
Advance	1,152.51	-	1,152.51	2,218.48	-	2,218.48
Investment	10,756.28	-	10,756.28	12,520.51	-	12,520.51
Other Assets	444.64	-	444.64	372.58	-	372.58
Non-fund commitments (LCs/BGs)	22.53	-	22.53	2,935.10	-	2,935.10
During the year	During FY2022-23			During FY2021-22		
Interest Income	111.19	-	111.19	207.19	-	207.19
Interest expenditure	80.69	-	80.69	31.48	-	31.48
Income earned by way of dividend	20.81	-	20.81	21.23	-	21.23
Other Income	3.16	-	3.16	1.50	-	1.50
Other expenditure	13.17	-	13.17	7.14	-	7.14
Profit/(loss) on sale of land/building and other assets	-0.12	-	-0.12	-	-	-
Management contracts	-	2.21	2.21	-	1.63	1.63

There are no materially significant related party transactions during the year.

e) Accounting Standard - 19 "Leases"

Premises taken on operating lease are given below:

Operating leases primarily comprise office premises and staff residences, which are renewable at the option of the Bank.

i) Liability for Premises taken on Non-Cancellable operating lease are given below:

(₹ in Crore)

Particulars	As at	As at
	31 st March 2023	31 st March 2022
Not later than 1 year	37.34	88.70
Later than 1 year and not later than 5 years	31.97	55.02
Later than 5 years	5.99	5.32
Total	75.30	149.04

ii) Amount of lease payments recognized in the P&L Account for operating leases is ₹4,104.59 Crore (Previous Year ₹3,892.94 Crore).

SCHEDULES

forming part of the Balance Sheet and Profit and Loss Account for the year ended 31st March 2023

f) Accounting Standard - 20 "Earnings per Share"

The Bank reports basic and diluted earnings per equity share in accordance with Accounting Standard 20 - "Earnings per Share". "Basic earnings" per share is computed by dividing net profit after tax by the weighted average number of equity shares outstanding during the year.

Particulars	Current Year	Previous Year
Basic and diluted		
Number of Equity Shares outstanding at the beginning of the year	892,46,11,534	892,46,11,534
Number of Equity Shares issued during the year	400	Nil
Number of Equity Shares outstanding at the end of the year	892,46,11,934	892,46,11,534
Weighted average number of equity shares used in computing basic earnings per share	892,46,11,707	892,46,11,534
Weighted average number of shares used in computing diluted earnings per share	892,46,11,707	892,46,11,534
Net profit/(loss) (₹ in Crore)	50,232.45	31,675.98
Basic earnings per share (₹)	56.29	35.49
Diluted earnings per share (₹)	56.29	35.49
Nominal value per share (₹)	1.00	1.00

g) Accounting Standard - 22 "Accounting for Taxes on Income"

a) Current Tax:-

During the year the Bank has debited to Profit & Loss Account ₹21,223.93 Crore (Previous Year ₹11,427.30 Crore) on account of current tax. The Current Tax in India has been calculated in accordance with the provisions of Income Tax Act, 1961 after taking appropriate relief for taxes paid in foreign jurisdictions.

b) Deferred Tax:-

During the year ₹4,250.74 Crore has been credited to Profit and Loss Account (Previous Year debit ₹318.57 Crore) on account of deferred tax.

The Bank has a net DTA of ₹10,534.21 Crore (Previous Year net DTA of ₹6,244.72 Crore), which comprises of DTL of ₹0.01 Crore (Previous Year ₹2.56 Crore) included under 'Other Liabilities and Provisions' and Deferred

Tax Assets (DTA) of ₹10,534.22 Crore (Previous Year ₹6,247.28 Crore) included under 'Other Assets'. The major components of DTA and DTL is given below:

Particulars	(₹ in Crore)	
	As at 31 st March 2023	As at 31 st March 2022
Deferred Tax Assets (DTA)		
Provision for long-term employee Benefits	9,105.22	6,568.86
Provision for advances	6,244.09	4,863.64
Provision for Other Assets/Other Liability	3,736.75	3,650.06
On Foreign Currency Translation Reserve	1,686.01	982.69
Depreciation on Fixed Assets	352.03	269.66
On account of Foreign Offices	476.14	409.56
Total	21,600.24	16,744.47
Deferred Tax Liabilities (DTL)		
Interest accrued but not due on Securities	6,598.88	6,546.58
Special Reserve created u/s 36(1)(viii) of Income Tax Act, 1961	4,467.14	3,950.61
On account of Foreign Offices	0.01	2.56
Total	11,066.03	10,499.75
Net Deferred Tax Assets/(Liabilities)	10,534.21	6,244.72

The Bank had exercised the option of lower tax rate permitted under Section 115BAA of the Income-tax Act, 1961 as introduced by the Taxation Laws (Amendment) Act, 2019 from the financial year 2019-20 onwards.

h) Accounting Standard - 27 "Financial Reporting of interests in Joint Ventures"

Investments include ₹28.06 Crore (Previous Year ₹107.14 Crore) representing Bank's interest in the following jointly controlled entities.

Sr. No	Name of the Company	Amount (₹ in Crore)	Country of Residence	Holding %
1.	C - Edge Technologies Ltd.	4.90 (4.90)	India	49% (49%)
2.	SBI Macquarie Infrastructure Management Pvt. Ltd.	18.57 (18.57)	India	45% (45%)
3.	SBI Macquarie Infrastructure Trustee Pvt. Ltd.	0.03 (0.03)	India	45% (45%)
4.	Maquarie SBI Infrastructure Management Pte. Ltd.	2.25 (2.25)	Singapore	45% (45%)
5.	Macquarie SBI Infrastructure Trustee Ltd. #	- (-)	Bermuda	45% (45%)
6.	Oman India Joint Investment Fund - Management Company Pvt. Ltd.	2.30 (2.30)	India	50% (50%)
7.	Oman India Joint Investment Fund - Trustee Company Pvt. Ltd.	0.01 (0.01)	India	50% (50%)
8.	Jio Payments Bank ^{ss}	- (79.08)	India	- (30%)
Total		28.06 (107.14)		

Indirect holding through Maquarie SBI Infra Management Pte. Ltd., against which the Company has made 100% provision on investments.

^{ss} During the year ended 31st March 2023, Bank's stake in Jio Payments Bank Ltd., a joint venture, has reduced from 30.00% to 23.02% as Bank did not participate in the right issue of equity shares offered by the company. The entity is accounted as Associate of the Bank.

(Figures in brackets relate to previous year)

SCHEDULES

forming part of the Balance Sheet and Profit and Loss Account for the year ended 31st March 2023

As required by AS 27, the aggregate amount of the assets, liabilities, income, expenses, contingent liabilities and commitments related to the Bank's interests in jointly controlled entities are disclosed as under:

Particulars	(₹ in Crore)	
	As at 31 st March 2023	As at 31 st March 2022
Liabilities		
Capital & Reserves	220.31	236.69
Deposits	-	5.69
Borrowings	-	7.48
Other Liabilities & Provisions	41.58	48.20
Total	261.89	298.06
Assets		
Cash and Balances with RBI	-	1.82
Balances with Banks and money at call and short notice	147.43	143.16
Investments	22.71	71.77
Advances	-	-
Fixed Assets	20.40	14.97
Other Assets	71.35	66.34
Total	261.89	298.06
Capital Commitments	-	-
Other Contingent Liabilities	1.49	1.91
Income		
Interest earned	8.27	7.41
Other income	188.40	171.75
Total	196.67	179.16
Expenditure		
Interest expended	0.18	0.11
Operating expenses	152.52	148.60
Provisions & contingencies	15.18	12.62
Total	167.88	161.33
Profit	28.79	17.83

i) Accounting Standards - 28 "Impairment of Assets"

In the opinion of the Bank's Management, there is no indication of impairment to the non-monetary assets during the year.

j) Accounting Standard – 29 “Provisions, Contingent Liabilities and Contingent Assets”

Description of Contingent liabilities:

Sr. No.	Particulars	Brief Description
1.	Claims against the Bank not acknowledged as debts	The Bank is a party to various proceedings in the normal course of business. The Bank does not expect the outcome of these proceedings to have a material adverse effect on the Bank's financial conditions, results of operations or cash flows. The Bank is also a party to various taxation matters in respect of which appeals are pending.
2.	Liability on partly paid-up investments/Venture Funds	This item represents amounts remaining unpaid towards liability for partly paid investments. This also includes undrawn commitments for Venture Capital Funds.
3.	Liability on account of outstanding forward exchange contracts	The Bank enters into foreign exchange contracts in its normal course of business to exchange currencies at a pre-fixed price at a future date. Forward exchange contracts are commitments to buy or sell foreign currency at a future date at the contracted rate. The notional amounts are recorded as Contingent Liabilities. With respect to the transactions entered into with its customers, the Bank generally enters into off-setting transactions in the interbank market. This results in generation of a higher number of outstanding transactions, and hence a large value of gross notional principal of the portfolio, while the net market risk is lower.
4.	Guarantees given on behalf of constituents, acceptances, endorsements and other obligations	As a part of its commercial Banking activities, the Bank issues documentary credits and guarantees on behalf of its customers. Documentary credits enhance the credit standing of the customers of the Bank. Guarantees generally represent irrevocable assurances that the Bank will make payment in the event of the customer failing to fulfil its financial or performance obligations.
5.	Other items for which the Bank is contingently liable	The Bank enters into currency options, forward rate agreements, currency swaps and interest rate swaps with inter-Bank participants on its own account and for customers. Currency swaps are commitments to exchange cash flows by way of interest/principal in one currency against another, based on predetermined rates. Interest rate swaps are commitments to exchange fixed and floating interest rate cash flows. The notional amounts that are recorded as Contingent Liabilities, are typically amounts used as a benchmark for the calculation of the interest component of the contracts. Further, these also include estimated amount of contracts remaining to be executed on capital account and not provided for, letter of comforts issued by the Bank on behalf of Associates & Subsidiaries, Bank's Liability under Depositors Education and Awareness Fund A/c and other sundry contingent liabilities.

The Contingent Liabilities mentioned above are dependent upon the outcome of Court/arbitration/out of Court settlements, disposal of appeals, the amount being called up, terms of contractual obligations, devolvement and raising of demand by concerned parties, as the case may be.

Movement of provisions against Contingent Liabilities

The movement of provisions against contingent liabilities given in the table below:

Particulars	₹ in Crore	
	Current Year	Previous Year
Opening balance	3,664.18	3,429.98
Additions during the year	143.54	438.42
Amount utilised during the year	86.59	7.40
Unused amount reversed during the year	611.18	196.82
Closing balance	3,109.95	3,664.18

SCHEDULES

forming part of the Balance Sheet and Profit and Loss Account for the year ended 31st March 2023

18.15 Additional Disclosures

a) **Payment to Micro, Small & Medium Enterprises under the Micro, Small & Medium Enterprises Development Act, 2006**

There has been no reported cases of delayed payments of the principal amount or interest due thereon to Micro, Small & Medium Enterprises.

b) **Letter of Comfort**

The Bank has given Letter of Comfort to the Governor, Bank of Indonesia for its subsidiary Bank SBI Indonesia, a foreign Subsidiary. Letter of Comfort has been given to the Minister of Finance, Ottawa, Ontario, Canada for SBI Canada Bank, a foreign Subsidiary. The consolidated amount for this letter of comfort is ₹2054.25 Crore (USD 250 Mio) as at 31st March 2023. (Previous Year ₹1,894.81 Crore).

c) **Inter Office Accounts**

Inter Office Accounts between branches, controlling offices, local head offices and corporate centre establishments are being reconciled on an ongoing basis and there is no material effect on the profit and loss account of the current year.

d) **Counter Cyclical Provisioning Buffer (CCPB)**

RBI vide Circular No. DOR.STR.REC.10/21.04.048/2021-22 dated 5th May 2021 on 'Utilisation of Floating Provisions/ Counter Cyclical Provisioning Buffer' has allowed the banks, to utilise up to 100 percent of CCPB held by them as on 31st December 2020, for making specific provisions for Non-Performing Assets (NPAs) as per the policy approved by the Bank's Board of Directors.

During the year, the Bank has not utilised the CCPB for making specific provision for NPAs.

e) **Provision on accounts covered under the provisions of Insolvency and Bankruptcy Code (IBC)**

As per RBI letters no. DBR.No.BP.15199/21.04.048/2016-17 and DBR. No. BP. 1906/21.04.048/ 2017-18 dated 23rd June 2017 and 28th August 2017 respectively, for the accounts covered under the provisions of Insolvency and Bankruptcy Code (IBC), the bank is holding total provision of ₹3,935.48 Crore (100% of total outstanding) as on 31st March 2023 (Previous Year ₹4,739.87 Crore {100% of total outstanding}).

f) **Provision for Wage Revision**

The Bank has made a provision of ₹2,490.00 Crore (total cumulative till 31st March 2023 ₹2,490.00 Crore) for the year ended 31st March 2023 towards arrears of wages due for revision w.e.f. 1st November 2022)

g) Revaluation of Properties

During the year the Bank has revalued freehold immovable properties (earlier revalued in financial year 2019-2020) based on valuation reports obtained from external independent valuers and the closing balance of Revaluation Reserve as on 31st March 2023 (net of amount transferred to General Reserve) is ₹27,756.26 Crore (Previous Year ₹23,377.87 Crore).

- h)** The COVID-19 pandemic across the globe resulted in decline in economic activities and movement in financial markets. In this situation, Bank geared up to meet the challenges and has been evaluating the situation on an ongoing basis and had proactively provided against the challenges of likely stress on the Bank's assets. Bank's management is not expecting any significant impact on Bank's liquidity or profitability.
- i)** The Central Board has declared a dividend of ₹11.30 per share @ 1130% for the year ended 31st March 2023.
- j)** Previous year figures have been regrouped/reclassified, wherever necessary, to confirm to current year classification. In cases where disclosures have been made for the first time in terms of RBI guidelines/Accounting Standards, previous year's figures have not been mentioned.

State Bank of India

Cash Flow Statement for the year ended 31st March 2023

Particulars	Year ended	Year ended
	31.03.2023 (FY22-23) ₹	31.03.2022 (FY21-22) ₹
(000s omitted)		
CASH FLOW FROM OPERATING ACTIVITIES:		
Net Profit/(Loss) before Taxes	67205,63,25	43421,85,36
Adjustments for:		
Depreciation on Fixed Assets	3297,27,04	3248,58,58
(Profit)/Loss on sale of Fixed Assets (Net)	29,78,85	16,86,60
(Profit)/Loss on revaluation of Investments (Net)	4644,43,56	263,27,88
Loss on sale of Investments in Subsidiaries/ Joint Ventures/ Associates	-	12,92,61
Provision for diminution in fair value & Non Performing Assets	9143,92,59	14086,84,54
Provision on Standard Assets	5618,54,85	4677,03,92
Provision on non-performing Investments	1513,84,35	3440,09,87
Other provisions including provision for contingencies	231,01,57	2248,14,81
Income from investment in Subsidiaries/ Joint Ventures/ Associates	(855,10,80)	(718,37,49)
Interest charged on Capital Instruments	6387,15,64	5451,98,00
	97216,50,90	76149,24,68
Adjustments for:		
Increase/(Decrease) in Deposits	372243,65,37	370257,04,31
Increase/(Decrease) in Borrowings other than Capital Instruments	49958,77,64	5064,98,09
(Increase)/Decrease in Investments other than investments in Subsidiaries/ Joint Ventures/ Associates	(94349,41,25)	(132646,14,69)
(Increase)/Decrease in Advances	(474446,62,98)	(298555,64,72)
Increase/(Decrease) in Other Liabilities	31320,55,51	40375,27,17
(Increase)/Decrease in Other Assets	(57942,51,27)	5583,06,80
	(75999,06,08)	66227,81,64
Tax refund/(Taxes paid)	(15352,75,44)	(7812,36,34)
NET CASH GENERATED FROM/(USED IN) OPERATING ACTIVITIES	A (91351,81,52)	58415,45,30
CASH FLOW FROM INVESTING ACTIVITIES:		
Purchase of Investments in Subsidiaries/ Joint Ventures/ Associates	(729,62,26)	(878,47,10)
Sale of Investments in Subsidiaries/ Joint Ventures/ Associates	-	★80,97,57
(Loss) on sale of Investments in Subsidiaries/ Joint Ventures/ Associates	-	★(12,92,61)
Income from investment in Subsidiaries/ Joint Ventures/ Associates	855,10,80	718,37,49
(Increase) in Fixed Assets	(4066,08,04)	(2715,31,18)
Decrease in Fixed Assets	643,55,83	194,64,06
NET CASH GENERATED FROM/(USED IN) INVESTING ACTIVITIES	B (3297,03,67)	(2612,71,77)

(000s omitted)

Particulars	Year ended 31.03.2023 (FY22-23) ₹	Year ended 31.03.2022 (FY21-22) ₹
CASH FLOW FROM FINANCING ACTIVITIES:		
Proceeds from issue of equity shares including share premium	64	-
Issue of Capital Instruments	19133,00,00	13974,00,00
Redemption of Capital Instruments	(2000,00,00)	(10293,30,00)
Interest paid on Capital Instruments	(5594,52,73)	(5288,37,02)
Dividend paid	(6336,72,16)	(3569,84,46)
NET CASH GENERATED FROM/(USED IN) FINANCING ACTIVITIES	C 5201,75,75	(5177,51,48)
EFFECT OF EXCHANGE FLUCTUATION ON TRANSLATION RESERVE	D 2794,39,13	888,39,12
NET INCREASE/(DECREASE) IN CASH & CASH EQUIVALENTS (A+B+C+D)	(86652,70,31)	51513,61,17
CASH AND CASH EQUIVALENTS AS AT 1ST APRIL	394552,32,11	343038,70,94
CASH AND CASH EQUIVALENTS AS AT 31ST MARCH	307899,61,80	394552,32,11
Notes:		
★ The banking licence of 'Bank SBI Botswana' is surrendered on 30.06.2021. Operations of the same were closed post deregistration & the capital of ₹80.98 Crore is repatriated at loss of ₹12.93 Crore.		
1. Components of Cash & Cash Equivalents as at:	31.03.2023	31.03.2022
Cash & Balance with RBI	247087,57,52	318265,20,71
Balances with Banks and money at call & short notice	60812,04,28	76287,11,40
	307899,61,80	394552,32,11
2. Cash flow from operating activities is reported by using indirect method.		

Shri Alok Kumar Choudhary
Managing Director
(Retail Business & Operations)

Shri Ashwini Kumar Tewari
Managing Director
(Risk, Compliance & SARG)

Shri Swaminathan J.
Managing Director
(Corporate Banking &
Subsidiaries)

Shri Challa Sreenivasulu Setty
Managing Director
(International Banking, Global
Markets & Technology)

Directors:

Shri B. Venugopal
Dr. Ganesh G Natarajan
Shri Ketan S. Vikamsey
Shri Mrugank M. Paranjape
Shri Prafulla P. Chhajed
Ms. Swati Gupta
Shri Anil Kumar Sharma

Shri Dinesh Kumar Khara
Chairman

Place: Mumbai**Date: 18th May 2023**

In terms of our report of even date

For K C Mehta & Co LLP
Chartered Accountants
Firm Regn. No. 106237W/W100829

CA Chirag Bakshi
Partner: M. No. 047164

For Guha Nandi & Co.
Chartered Accountants
Firm Regn. No. 302039E

Dr. B. S. Kundu
Partner: M. No. 051221

For Suri & Co.
Chartered Accountants
Firm Regn. No. 004283S

CA V Natarajan
Partner: M. No. 223118

For Gokhale & Sathe
Chartered Accountants
Firm Regn. No. 103264W

CA Jayant Gokhale
Partner: M. No. 033767

Place: Mumbai
Date: 18th May 2023

For ASA & Associates LLP
Chartered Accountants
Firm Regn. No. 009571N/N500006

CA Prateet Mittal
Partner: M. No. 402631

For M C Bhandari & Co.
Chartered Accountants
Firm Regn. No. 303002E

CA Nikhil Jain
Partner: M. No. 301150

For Talati & Talati LLP
Chartered Accountants
Firm Regn. No. 110758W/W100377

CA Anand Sharma
Partner: M. No. 129033

For M K Aggarwal & Co.
Chartered Accountants
Firm Regn. No. 001411N

CA Atul Aggarwal
Partner: M. No. 099374

For Prem Gupta & Co.
Chartered Accountants
Firm Regn. No. 000425N

CA Shakun Gupta
Partner: M. No. 506838

For V Singhi & Associates
Chartered Accountants
Firm Regn. No. 311017E

CA Aniruddha Sengupta
Partner: M. No. 051371

For Ravi Rajan & Co. LLP
Chartered Accountants
Firm Regn. No. 009073N/N500320

CA Sumit Kumar
Partner: M. No. 512555

For JLN US & Co.
Chartered Accountants
Firm Regn. No. 101543W

CA Shalabh Kumar Daga
Partner: M. No. 401428

Independent Auditors' Report



To

The President of India

REPORT ON AUDIT OF THE STANDALONE FINANCIAL STATEMENTS OF STATE BANK OF INDIA

Opinion

1. We have audited the accompanying Standalone Financial Statements of State Bank of India ("the Bank") which comprise the Balance Sheet as at 31st March 2023, the Profit and Loss Account and the Statement of Cash Flow for the year then ended, and Notes to Standalone Financial Statements including a summary of Significant Accounting Policies and other explanatory information in which are included returns for the year ended on that date of:

- i. The Central offices, 17 Local Head offices, Global Market Unit, International Business Group, Corporate Accounts Group (Central), Commercial Client Group (Central), Stressed Asset Resolution Group (Central), Central Accounts Offices and 20 branches audited by us and;
- ii. 5,719 Indian branches audited by respective Statutory Branch Auditors;
- iii. 34 Foreign branches audited by respective Local Auditors;

The branches audited by us and those audited by other auditors have been selected by the Bank in accordance with the guidelines issued to the Bank by the Reserve Bank of India (RBI). Also incorporated in the Balance Sheet, the Profit and Loss Account and the Statement of Cash Flows are the returns from 19,285 Indian branches (including other accounting units) which have not been subjected to audit. These unaudited branches account for 25.18% of advances, 39.97% of deposits, 21.04% of interest income and 37.73% of interest expenses.

In our opinion and to the best of our information and according to the explanations given to us, the aforesaid Standalone Financial Statements give the information required by the Banking Regulation Act, 1949 and State Bank of India Act, 1955 in the manner so required for the Bank and are in conformity with accounting principles generally accepted in India and:

- a) the Balance Sheet, read with the notes thereon is a full and fair Balance Sheet containing all the necessary particulars, is properly drawn up so as to exhibit a true and fair view of the state of affairs of the Bank as at 31st March 2023;
- b) the Profit and Loss Account, read with the notes thereon shows a true balance of profit for the year ended on that date; and
- c) the Cash Flow Statement gives a true and fair view of the cash flows for the year ended on that date.

Basis for Opinion

2. We conducted our audit in accordance with the Standards of Auditing ("SAs") issued by the Institute of Chartered Accountants of India ("the ICAI"). Our responsibilities under those Standards are further described in the Auditors' Responsibilities for the Audit of the Standalone Financial Statements section of our report. We are independent of the Bank in accordance with the Code of Ethics issued by the ICAI together with ethical requirements that are relevant to our audit of the Standalone Financial Statements, prepared in accordance with the accounting principles generally accepted in India, including the Accounting Standards issued by the ICAI, and provisions of Section 29 of the Banking Regulation Act, 1949 and circulars and guidelines issued by the Reserve Bank of India ("RBI") from time to time and we have fulfilled our other ethical responsibilities in accordance with these requirements and the Code of Ethics. We believe that the audit evidence we have obtained is sufficient and appropriate to provide a basis for our opinion.

Key Audit Matters

3. Key Audit Matters are those matters that in our professional judgement were of most significance in our audit of the Standalone Financial Statements for the year ended 31st March 2023. These matters were addressed in the context of our audit of the Standalone Financial Statements as a whole and in forming our opinion thereon and we do not provide a separate opinion on these matters. We have determined the matters described below to be the Key Audit Matters to be communicated in our report:

Independent Auditors' Report

Sr. No.	Key Audit Matters	How the matter was addressed in our audit
i.	<p>Classification of Advances, Income Recognition, Identification of and provisioning for non-performing Advances (Refer Schedule 9 read with Note 3 of Schedule 17 to the financial statements):</p> <p>Advances include Bills purchased and discounted, Cash credits, Overdrafts, Loans repayable on demand and Term loans. These are further categorised as secured by Tangible assets (including advances against Book Debts), covered by Bank/Government Guarantees and Unsecured advances.</p> <p>Advances constitute 58.45% of the Bank's total assets. They are, inter alia, governed by income recognition, asset classification and provisioning (IRAC) norms and other circulars and directives issued by the RBI from time to time which provides guidelines related to classification of Advances into performing and non-performing Advances (NPA) except in case of foreign offices, classification of advances and provisioning thereof is made as per local regulations or RBI guidelines, whichever is more stringent. The Bank classifies these Advances based on IRAC norms as per its accounting policy No. 3.</p> <p>Identification of performing and non-performing Advances involves establishment of proper mechanism. The Bank accounts for all the transactions related to Advances in its Information Technology System (IT System) viz. Core Banking Solution (CBS) which identifies whether the advances are performing or non-performing.</p> <p>The bank is in the continuous process to upgrade existing & implement new IT applications in various areas of its business operations, including income recognition and asset classification in terms of RBI Circular Ref. No. Dos. CO. PPG./SEC.03/11.01.005/2020-21 dated 14th September 2020. These applications require detailed testing, verifications and UAT before final implementation. The financial impact pending such implementation is not likely to be material as per the management.</p> <p>Further, NPA classification and calculation of provision (except in case of foreign offices) is done through another IT System viz. Centralised Credit Data Processing (CCDP) Application Software and other processes.</p> <p>The carrying value of these advances (net of provisions) may be materially misstated if, either individually or in aggregate, the IRAC norms are not properly followed.</p> <p>Considering the nature of the transactions, regulatory requirements, existing business environment, estimation/judgement involved in valuation of securities and calculation of provisions, it is a matter of high importance for the intended users of the Standalone Financial Statements. Considering these aspects, we have determined this as a Key Audit Matter.</p> <p>Accordingly, our audit was focused on income recognition, asset classification and provisioning pertaining to advances due to the materiality of the balances.</p>	<p>Our audit approach towards advances with reference to the IRAC norms and other related circulars/directives issued by the RBI and also internal policies and procedures of the Bank includes the testing of controls on sample basis</p> <ol style="list-style-type: none"> a. The accuracy of the data input in the system for income recognition, classification into performing and non-performing Advances and provisioning in accordance with the IRAC norms in respect of the branches audited by us; b. Existence and effectiveness of monitoring mechanisms such as Internal Audit, Systems Audit, Credit Audit and Concurrent Audit as per the policies and procedures of the Bank; c. Examination of advances including stressed advances on a sample basis with respect to compliance with the RBI Master Circulars/ Guidelines/ Judicial pronouncements; d. We have relied on the reports of IT System Audit by IAD with respect to the business logics/parameters inbuilt in CBS and CCDP for tracking, identification and stamping of NPAs and provisioning in respect thereof. e. We tested the mapping of advances in the CCDP application software and the financial statement preparation software to ensure compliance with the presentation and disclosure requirements as per the aforesaid RBI Circulars / directions f. We have examined the efficacy of various internal controls over advances to determine the nature, timing and extent of the substantive procedures and compliance with the observations of the various audits conducted as per the monitoring mechanism of the Bank and RBI Inspection. g. In carrying out substantive procedures at the branches audited by us, we have examined large advances/ stressed advances while other advances have been examined on a sample basis including review of valuation reports of independent valuers provided by the Bank's management. h. We assessed and evaluated the process of identification of NPAs and corresponding reversal of income and creation of provision; i. Reliance is also placed on Audit Reports of other Statutory Branch Auditors with whom we have also made specific communication. j. Bank has laid down detailed Standard Operating Procedure to ensure control over processes. We have relied on these Standard Operating Procedures and have conducted our testing based on these Standard Operating Procedures.

Sr. No.	Key Audit Matters	How the matter was addressed in our audit
ii.	<p>Classification and Valuation of Investments, Identification of and provisioning for Non-Performing Investments (Schedule 8 read with Note 2 of Schedule 17 to the financial statements):</p> <p>Investments include investments made by the Bank in various Government Securities, Bonds, Debentures, Shares, Security receipts and other approved securities.</p> <p>Investments constitute 28.69% of the Bank's total assets. These are governed by the circulars and directives of the RBI. These directions of RBI, inter-alia, cover valuation of investments, classification of investments, identification of non-performing investments, the corresponding non-recognition of income and provision there against.</p> <p>The valuation of each category (type) of the aforesaid securities is to be done as per the method prescribed in circulars and directives issued by the RBI which involves collection of data/information from various sources such as FIMMDA rates, rates quoted on BSE/NSE, financial statements of unlisted companies etc. Considering the complexities and extent of judgement involved in the valuation, volume of transactions, investments on hand and degree of regulatory focus, this has been determined as a Key Audit Matter.</p> <p>Accordingly, our audit was focused on valuation of investments, classification, identification of non-performing investments and provisioning related to investments.</p>	<p>Our audit approach towards Investments with reference to the RBI Circulars/directives included the understanding of internal controls and substantive audit procedures in relation to valuation, classification, identification of non-performing investments (NPIs), provisioning/depreciation related to Investments. In particular;</p> <ol style="list-style-type: none"> We understood and evaluated the Bank's internal control system to comply with relevant RBI guidelines regarding valuation, classification, identification of NPIs, provisioning/depreciation related to investments; We assessed and evaluated the process adopted for collection of information from various sources for determining fair value of these investments; For the selected sample of investments in hand, we tested accuracy and compliance with the RBI Master Circulars and directions by re-performing valuation for each category of security. Samples were selected after ensuring that all the categories of investments (based on nature of security) were covered in the sample; We assessed and evaluated the process of identification of NPIs and corresponding reversal of income and creation of provision; We carried out substantive audit procedures to recompute independently the provision to be maintained and depreciation to be provided in accordance with the circulars and directives of the RBI. Accordingly, we selected samples from the investments of each category and tested for NPIs as per the RBI guidelines and recomputed the provision to be maintained in accordance with the RBI Circular for those selected sample of NPIs; We tested the mapping of investments between the Investment application software and the financial statement preparation software to ensure compliance with the presentation and disclosure requirements as per the aforesaid RBI Circular/directions.

Independent Auditors' Report

Sr. No.	Key Audit Matters	How the matter was addressed in our audit
iii.	<p>Assessment of Provisions and Contingent liabilities in respect of certain litigations including Direct and Indirect Taxes, various claims filed by other parties not acknowledged as debt (Schedule 12 read with Note 18.13 of Schedule 18 to the financial statements):</p> <p>There is high level of judgement required in estimating the level of provisioning. The Bank's assessment is supported by the facts of matter, their own judgement, past experience, and advice from legal and independent tax consultants wherever considered necessary. Accordingly, unexpected adverse outcomes may significantly impact the Bank's reported profit and state of affairs presented in the Balance Sheet.</p> <p>We determined the above area as a Key Audit Matter in view of associated uncertainty relating to the outcome of these matters which requires application of judgement in interpretation of law. Accordingly, our audit was focused on analysing the facts of subject matter under consideration and judgements/interpretation of law involved.</p>	<p>Our audit approach involved:</p> <ol style="list-style-type: none"> Obtaining an understanding of internal controls relevant to the audit in order to design our audit procedures that are appropriate in the circumstances; Understanding the current status of the litigations/ tax assessments including the status upto the date of auditor's report; Examining recent orders and/or communication received from various tax authorities/judicial forums and follow up action thereon; Evaluating the merit of the subject matter under consideration with reference to the grounds presented therein and available independent legal/tax advice including opinion of our internal tax experts; Review and analysis of evaluation of the contentions of the Bank through discussions, collection of details of the subject matter under consideration, the likely outcome and consequent potential outflows on those issues; and Verification of disclosures related to significant litigations and taxation matters.

Information Other than the Standalone Financial Statements and Auditors' Report thereon

4. The Bank's Board of Directors is responsible for preparation of the Other Information. The Other Information comprises the Corporate Governance Report which we obtained at the time of issue of this report. The Other Information also includes Directors' Report including annexures in Annual Report, but does not include the Standalone Financial Statements and our Auditors' Report thereon, which is expected to be made available to us after the date of this Auditors' Report.

Our opinion on the Standalone Financial Statements does not cover the Other Information and Pillar 3 disclosures under the Basel III and we do not and will not express any form of assurance conclusion thereon.

In connection with our audit of the Standalone Financial Statements, our responsibility is to read the Other Information identified above and, in doing so, consider whether the Other Information is materially inconsistent with the Standalone Financial Statements or our knowledge obtained in the audit, or otherwise appears to be materially misstated.

If, based on the work we have performed on the Other Information that we obtained prior to the date of this Auditors' Report, we conclude that there is a material misstatement of this Other Information, we are required to report that fact. We have nothing to report in this regard.

Responsibilities of Management and Those Charged with Governance for the Standalone Financial Statements

5. The Bank's Board of Directors is responsible with respect to the preparation of these Standalone Financial Statements that give a true and fair view of the financial position, financial performance and cash flows of the Bank in accordance with the accounting principles generally accepted in India including the Accounting Standards issued by ICAI to the extent applicable, and provisions of Section 29 of the Banking Regulation Act, 1949, the State Bank of India Act, 1955 and circulars and guidelines issued by RBI from time to time. This responsibility also includes maintenance of adequate accounting records in accordance with the provisions of the above-mentioned Acts for safeguarding of the

assets of the Bank and for preventing and detecting frauds and other irregularities; selection and application of appropriate accounting policies; making judgements and estimates that are reasonable and prudent; and design, implementation and maintenance of adequate internal financial controls, that were operating effectively for ensuring the accuracy and completeness of the accounting records, relevant to the preparation and presentation of the Standalone Financial Statements that give a true and fair view and are free from material misstatement, whether due to fraud or error.

In preparing the Standalone Financial Statements, management is responsible for assessing the Bank's ability to continue as a going concern, disclosing, as applicable, matters related to going concern and using the going concern basis of accounting unless management either intends to liquidate the Bank or to cease operations, or has no realistic alternative but to do so.

Those Board of Directors are also responsible for overseeing the Bank's financial reporting process.

Auditors' Responsibilities for the Audit of the Standalone Financial Statements

6. Our objectives are to obtain reasonable assurance about whether the Standalone Financial Statements as a whole are free from material misstatement whether due to fraud or error and to issue an Auditors' Report that includes our opinion. Reasonable assurance is a high level of assurance, but is not a guarantee that an audit conducted in accordance with SAs will always detect a material misstatement when it exists. Misstatements can arise from fraud or error and are considered material, if individually or in aggregate, they could reasonably be expected to influence the economic decisions of users taken on the basis of these Standalone Financial Statements.

As part of an audit in accordance with SAs, we exercise professional judgement and maintain professional scepticism throughout the audit. We also:

- Identify and assess the risks of material misstatement of the Standalone Financial Statements, whether due to fraud or error, design and perform audit procedures responsive to those risks and obtain audit evidence that is sufficient and appropriate to provide a basis for our opinion. The risk of not

detecting a material misstatement resulting from fraud is higher than for one resulting from error, as fraud may involve collusion, forgery, intentional omissions, misrepresentations or the override of internal control.

- Obtain an understanding of internal controls relevant to the audit in order to design audit procedures that are appropriate in the circumstances.
- Evaluate the appropriateness of accounting policies used and the reasonableness of accounting estimates and related disclosures made by management.
- Conclude on the appropriateness of management's use of the going concern basis of accounting and, based on the audit evidence obtained, whether a material uncertainty exists related to events or conditions that may cast significant doubt on the Bank's ability to continue as a going concern. If we conclude that a material uncertainty exists, we are required to draw attention in our auditors' report to the related disclosures in the Standalone Financial Statements or, if such disclosures are inadequate, to modify our opinion. Our conclusions are based on the audit evidence obtained up to the date of our auditors' report. However, future events or conditions may cause the Bank to cease to continue as a going concern.
- Evaluate the overall presentation, structure and content of the Standalone Financial Statements, including the disclosures and whether the Standalone Financial Statements represent the underlying transactions and events in a manner that achieves fair presentation.

Materiality is the magnitude of misstatements in the Standalone Financial Statements that, individually or in aggregate, makes it probable that the economic decisions of a reasonably knowledgeable user of the Standalone Financial Statements may be influenced. We consider quantitative materiality and qualitative factors in (i) planning the scope of our audit work and in evaluating the results of our work; and (ii) to evaluate the effect of any identified misstatements in the Standalone Financial Statements.

We communicate with those charged with governance regarding, among other matters, the planned scope and timing of the audit and significant audit findings, including any significant deficiencies in internal controls that we identify during our audit.

Independent Auditors' Report

We also provide those charged with governance with a statement that we have complied with relevant ethical requirements regarding independence and to communicate with them all relationships and other matters that may reasonably be thought to bear on our independence, and where applicable, related safeguards.

From the matters communicated with those charged with governance, we determine those matters that were of most significance in the audit of the Standalone Financial Statements of the current period and are therefore the Key Audit Matters. We describe these matters in our auditors' report unless law or regulation precludes public disclosure about the matter or when, in extremely rare circumstances, we determine that a matter should not be communicated in our report because the adverse consequences of doing so would reasonably be expected to outweigh the public interest benefits of such communication.

Other Matters

7. We did not audit the financial statements/information of 5,753 branches (including 34 Foreign branches) included in the Standalone Financial Statements of the Bank whose financial statements/financial information reflects total assets of ₹20,84,279.13 Crore at 31st March 2023 and total revenue of ₹1,30,247.03 Crore for the year ended on that date, as considered in the Standalone Financial Statements. The financial statements/information of these branches have been audited by the branch auditors whose reports have been furnished to us, and our opinion in so far as it relates to the amounts and disclosures included in respect of these branches, is based solely on the report of such branch auditors.

Our opinion is not modified in respect of the above matter.

Report on Other Legal and Regulatory Requirements

8. The Balance Sheet and the Profit and Loss Account have been drawn up in accordance with Section 29 of the Banking Regulation Act, 1949; and these give

information as required to be given by virtue of the provisions of the State Bank of India Act, 1955 and regulations thereunder.

Subject to the limitations of the audit indicated in paragraphs 5 to 7 above and as required by the State Bank of India Act, 1955, and subject also to the limitations of disclosure required therein and as required by sub-section (3) of Section 30 of the Banking Regulation Act, 1949, we report that:

- a) We have obtained all the information and explanations which, to the best of our knowledge and belief, were necessary for the purposes of our audit and have found them to be satisfactory;
 - b) The transactions of the Bank, which have come to our notice, have been within the powers of the Bank; and
 - c) The returns received from the offices and branches of the Bank have been found adequate for the purposes of our audit.
 - d) The profit and loss account shows the true balance of profit for the year ended 31.03.2023.
9. We further report that:
 - a) In our opinion, proper books of account as required by law have been kept by the Bank so far as it appears from our examination of those books and proper returns adequate for the purposes of our audit have been received from branches not visited by us;
 - b) the Balance Sheet, the Profit and Loss Account and the Cash Flow Statement dealt with by this report are in agreement with the books of account and with the returns received from the branches not visited by us;
 - c) the reports on the accounts of the branch offices audited by branch auditors of the Bank as per the provisions of the Section 29 of the Banking Regulation Act, 1949, and the State Bank of India Act, 1955 have been sent to us and have



- been properly dealt with by us in preparing this report; and
- d) in our opinion, the Balance Sheet, the Profit and Loss Account and the Cash Flow Statement comply with the applicable accounting standards, to the extent they are not inconsistent with the accounting policies prescribed by the RBI.
10. As required by letter No. DOS.ARG. No.6270/08.91.001/2019-20 dated 17th March 2020 on "Appointment of Statutory Central Auditors (SCAs) in Public Sector Banks - Reporting obligations for SCAs", we further report on the matters specified in paragraph 2 of the aforesaid letter as under:
- a) In our opinion, the aforesaid Standalone Financial Statements comply with the applicable Accounting Standards issued by ICAI, to the extent they are not inconsistent with the accounting policies prescribed by the RBI.
- b) There are no observations or comments on financial transactions or matters which have any adverse effect on the functioning of the Bank.
- c) As the bank is not registered under the Companies Act, 2013 the disqualifications from being a director of the bank under sub-section (2) of Section 164 of the Companies Act, 2013 do not apply to the bank.
- d) There are no qualifications, reservations or adverse remarks relating to the maintenance of accounts and other matters connected therewith.
- e) Our Audit report on the adequacy and operating effectiveness of the Bank's Internal Financial Controls over Financial Reporting is given in **Annexure - A** to this report expressing an unmodified opinion on the Bank's Internal Financial Control over Financial Reporting with reference to the Standalone Financial Statements as at 31st March 2023.

In terms of our report of even date

For K C Mehta & Co LLP
Chartered Accountants
Firm Regn. No. 106237W/W100829

CA Chirag Bakshi
Partner: M. No. 047164
UDIN: 23047164BGVCQW6970

For Guha Nandi & Co.
Chartered Accountants
Firm Regn. No. 302039E

Dr. B. S. Kundu
Partner: M. No. 051221
UDIN: 23051221BGYLEK2410

For Suri & Co.
Chartered Accountants
Firm Regn. No. 004283S

CA V Natarajan
Partner: M. No. 223118
UDIN: 23223118BGYEYOY8174

For Gokhale & Sathe
Chartered Accountants
Firm Regn. No. 103264W

CA Jayant Gokhale
Partner: M. No. 033767
UDIN: 23033767BGZMFV1971

For ASA & Associates LLP
Chartered Accountants
Firm Regn. No. 009571N/N500006

CA Prateet Mittal
Partner: M. No. 402631
UDIN: 23402631BGXJUC7968

For M C Bhandari & Co.
Chartered Accountants
Firm Regn. No. 303002E

CA Nikhil Jain
Partner: M. No. 301150
UDIN: 23301150BGSKUP9407

For Talati & Talati LLP
Chartered Accountants
Firm Regn. No. 110758W/W100377

CA Anand Sharma
Partner: M. No. 129033
UDIN: 23129033BGSKDC6522

For M K Aggarwal & Co.
Chartered Accountants
Firm Regn. No. 001411N

CA Atul Aggarwal
Partner: M. No. 099374
UDIN: 23099374BGSEQK4543

For Prem Gupta & Co.
Chartered Accountants
Firm Regn. No. 000425N

CA Shakun Gupta
Partner: M. No. 506838
UDIN: 23506838BGYZLU2131

For V Singhi & Associates
Chartered Accountants
Firm Regn. No. 311017E

CA Aniruddha Sengupta
Partner: M. No. 051371
UDIN: 23051371BGVSBN8478

For Ravi Rajan & Co. LLP
Chartered Accountants
Firm Regn. No. 009073N/N500320

CA Sumit Kumar
Partner: M. No. 512555
UDIN: 23512555BGXMLB5054

For JLN US & Co.
Chartered Accountants
Firm Regn. No. 101543W

CA Shalabh Kumar Daga
Partner: M. No. 401428
UDIN: 23401428BGXGAQ7177

Place: Mumbai
Date: 18th May 2023

ANNEXURE "A" TO THE INDEPENDENT AUDITOR'S REPORT

(Referred to in paragraph 10(e) under 'Report on Other Legal and Regulatory Requirements' section of our report of even date)

Report on the Internal Financial Controls Over Financial Reporting as required by the Reserve Bank of India (the "RBI") Letter DOS.ARG. No.6270/08.91.001/2019-20 dated 17th March 2020 (as amended) (the "RBI communication")

We have audited the internal financial controls over financial reporting of State Bank of India ("the Bank") as of 31st March 2023 in conjunction with our audit of the standalone financial statements of the Bank for the year ended on that date which includes internal financial controls over financial reporting of the Bank's branches.

Management's Responsibility for Internal Financial Controls

The Bank's management is responsible for establishing and maintaining internal financial controls based on the internal control over financial reporting criteria established by the Bank considering the essential components of internal control stated in the Guidance Note on Audit of Internal Financial Controls Over Financial Reporting issued by the Institute of Chartered Accountants of India. These responsibilities include the design, implementation and maintenance of adequate internal financial controls that were operating effectively for ensuring the orderly and efficient conduct of its business, including adherence to the Bank's policies, the safeguarding of its assets, the prevention and detection of frauds and errors, the accuracy and completeness of the accounting records, and the timely preparation of reliable financial information, as required under the Banking Regulation Act, 1949, State Bank of India Act, 1955 and the circulars and guidelines issued by the Reserve Bank of India.

Auditors' Responsibility

Our responsibility is to express an opinion on the Bank's internal financial controls over financial reporting based on our audit. We conducted our audit in accordance with the Guidance Note on Audit of Internal Financial Controls Over Financial Reporting (the "Guidance Note") issued by the Institute of Chartered Accountants of India (the "ICAI") and the Standards on Auditing (SAs) issued by the ICAI, to the extent applicable to an audit of internal financial controls. Those Standards and the Guidance Note require that we

comply with ethical requirements and plan and perform the audit to obtain reasonable assurance about whether adequate Internal Financial Controls Over Financial Reporting were established and maintained and if such controls operated effectively in all material respects.

Our audit involves performing procedures to obtain audit evidence about the adequacy of the Internal Financial Controls over financial reporting and their operating effectiveness. Our audit of internal financial controls over financial reporting included obtaining an understanding of internal financial controls over financial reporting, assessing the risk that a material weakness exists, and testing and evaluating the design and operating effectiveness of internal financial controls based on the assessed risk. The procedures selected depend on the auditor's judgement, including the assessment of the risks of material misstatement of the financial statements, whether due to fraud or error.

We believe that the audit evidence we have obtained and the audit evidence obtained by the branch auditors, in terms of their reports referred to in the Other Matters paragraph below, is sufficient and appropriate to provide a basis for our audit opinion on the Bank's internal financial controls over financial reporting.

Meaning of Internal Financial Controls Over Financial Reporting

A Bank's internal financial controls over financial reporting is a process designed to provide reasonable assurance regarding the reliability of financial reporting and the preparation of financial statements for external purposes in accordance with generally accepted accounting principles. A Bank's internal financial controls over financial reporting includes those policies and procedures that (1) pertain to the maintenance of records that, in reasonable detail, accurately and fairly reflect the transactions and dispositions of the assets of the Bank; (2) provide reasonable assurance that transactions are recorded as necessary to permit preparation of financial statements in accordance with generally accepted accounting principles, and that receipts and expenditures of the Bank are being made only in accordance with authorizations of management and directors of the Bank; and (3) provide reasonable assurance regarding prevention or timely detection of unauthorized acquisition, use, or disposition of the Bank's assets that could have a material effect on the financial statements.

ANNEXURE "A" TO THE INDEPENDENT AUDITOR'S REPORT

Inherent Limitations of Internal Financial Controls Over Financial Reporting

Because of the inherent limitations of internal financial controls over financial reporting, including the possibility of collusion or improper management override of controls, material misstatements due to error or fraud may occur and not be detected. Also, projections of any evaluation of the internal financial controls over financial reporting to future periods are subject to the risk that the internal financial controls over financial reporting may become inadequate because of changes in conditions, or that the degree of compliance with the policies or procedures may deteriorate.

Opinion

In our opinion, and to the best of our information and according to the explanations given to us and based on the consideration of the reports of the branch auditors referred

to in the Other Matters paragraph below, the Bank has, in all material respects, adequate internal financial controls over financial reporting and such internal financial controls over financial reporting were operating effectively as at 31st March 2023, based on "the criteria for internal control over financial reporting established by the Bank considering the essential components of internal control stated in the Guidance Note on Audit of Internal Financial Controls Over Financial Reporting issued by the ICAI".

Other Matters

Our aforesaid report in so far as it relates to the operating effectiveness of internal financial controls over financial reporting of 711 branches is based on the corresponding reports of the respective branch auditors of those branches.

Our opinion is not modified in respect of this matter.

In terms of our report of even date

For K C Mehta & Co LLP

Chartered Accountants
Firm Regn. No. 106237W/W100829

CA Chirag Bakshi

Partner: M. No. 047164
UDIN: 23047164BGVCQW6970

For Guha Nandi & Co.

Chartered Accountants
Firm Regn. No. 302039E

Dr. B. S. Kundu

Partner: M. No. 051221
UDIN: 23051221BGYLEK2410

For Suri & Co.

Chartered Accountants
Firm Regn. No. 004283S

CA V Natarajan

Partner: M. No. 223118
UDIN: 23223118BGYE0Y8174

For Gokhale & Sathe

Chartered Accountants
Firm Regn. No. 103264W

CA Jayant Gokhale

Partner: M. No. 033767
UDIN: 23033767BGZMFV1971

Place: Mumbai

Date: 18th May 2023

For ASA & Associates LLP

Chartered Accountants
Firm Regn. No. 009571N/N500006

CA Prateet Mittal

Partner: M. No. 402631
UDIN: 23402631BGXJUC7968

For M C Bhandari & Co.

Chartered Accountants
Firm Regn. No. 303002E

CA Nikhil Jain

Partner: M. No. 301150
UDIN: 23301150BGSUKP9407

For Talati & Talati LLP

Chartered Accountants
Firm Regn. No. 110758W/W100377

CA Anand Sharma

Partner: M. No. 129033
UDIN: 23129033BGSKDC6522

For M K Aggarwal & Co.

Chartered Accountants
Firm Regn. No. 001411N

CA Atul Aggarwal

Partner: M. No. 099374
UDIN: 23099374BGSEKQ4543

For Prem Gupta & Co.

Chartered Accountants
Firm Regn. No. 000425N

CA Shakun Gupta

Partner: M. No. 506838
UDIN: 23506838BGYZLU2131

For V Singhi & Associates

Chartered Accountants
Firm Regn. No. 311017E

CA Aniruddha Sengupta

Partner: M. No. 051371
UDIN: 23051371BGVSB8478

For Ravi Rajan & Co. LLP

Chartered Accountants
Firm Regn. No. 009073N/N500320

CA Sumit Kumar

Partner: M. No. 512555
UDIN: 23512555BGXMLB5054

For JLN US & Co.

Chartered Accountants
Firm Regn. No. 101543W

CA Shalabh Kumar Daga

Partner: M. No. 401428
UDIN: 23401428BGXGAQ7177

State Bank of India

Consolidated Balance Sheet as at 31st March 2023

(000s omitted)

	Schedule No.	As at 31.03.2023 (Current Year) ₹	As at 31.03.2022 (Previous Year) ₹
CAPITAL AND LIABILITIES			
Capital	1	892,46,12	892,46,12
Reserves & Surplus	2	358038,85,69	304695,58,39
Minority Interest	2A	12836,61,94	11207,42,28
Deposits	3	4468535,50,68	4087410,60,06
Borrowings	4	521151,94,98	449159,78,36
Other Liabilities and Provisions	5	592962,92,29	507517,67,73
TOTAL		5954418,31,70	5360883,52,94
ASSETS			
Cash and Balances with Reserve Bank of India	6	247321,04,97	318492,43,01
Balances with Banks and Money at Call & Short Notice	7	70990,86,00	80412,69,16
Investments	8	1913107,85,64	1776489,89,88
Advances	9	3267902,12,73	2794076,00,18
Fixed Assets	10	44407,38,10	39510,03,05
Other Assets	11	410689,04,26	351902,47,66
TOTAL		5954418,31,70	5360883,52,94
Contingent Liabilities	12	1835524,38,19	2007232,49,00
Bills for Collection		64571,94,48	77783,05,62
Significant Accounting Policies	17		
Notes to Accounts	18		

Schedules referred to above form an integral part of the Balance Sheet.

Shri Alok Kumar Choudhary
Managing Director
(Retail Business & Operations)

Shri Ashwini Kumar Tewari
Managing Director
(Risk, Compliance & SARG)

Shri Swaminathan J.
Managing Director
(Corporate Banking &
Subsidiaries)

Shri Challa Sreenivasulu Setty
Managing Director
(International Banking, Global
Markets & Technology)

In terms of our Report of even date
For K C Mehta & Co LLP
Chartered Accountants
Firm Regn. No. 106237W/W100829

Shri Dinesh Kumar Khara
Chairman

Shri Chirag Bakshi
Partner
Membership No. 047164

Place: Mumbai
Date: 18th May 2023

SCHEDULES

forming part of the Consolidated Balance Sheet as at 31st March 2023

SCHEDULE 1 - CAPITAL

(000s omitted)

	As at 31.03.2023 (Current Year) ₹	As at 31.03.2022 (Previous Year) ₹
Authorised Capital:		
5000,00,00,000 Equity shares of ₹1/- each (Previous Year 5000,00,00,000 Equity shares of ₹1/- each)	5000,00,00	5000,00,00
Issued Capital:		
892,54,05,164 Equity shares of ₹1/- each (Previous Year 892,54,05,164 Equity shares of ₹1/- each)	892,54,05	892,54,05
Subscribed and Paid up Capital:		
892,46,11,934 Equity shares of ₹1/- each (Previous Year 892,46,11,534 Equity shares of ₹1/- each)	892,46,12	892,46,12
[The above includes 891,60,950 Equity shares of ₹1/- each (Previous Year 1036,05,740 Equity shares of ₹1/- each) represented by 89,16,095 (Previous Year 103,60,574) Global Depository Receipts]		
TOTAL	892,46,12	892,46,12

SCHEDULE 2 - RESERVES & SURPLUS

(000s omitted)

	As at 31.03.2023 (Current Year) ₹	As at 31.03.2022 (Previous Year) ₹
I. Statutory Reserves		
Opening Balance	86939,14,12	77170,11,43
Additions during the year	15370,39,97	9769,02,69
Deductions during the year	3,77	102309,50,32
		-
		86939,14,12
II. Capital Reserves		
Opening Balance	15769,81,83	15231,66,59
Additions during the year	232,80,84	538,15,24
Deductions during the year	-	16002,62,67
		-
		15769,81,83
III. Share Premium		
Opening Balance	79115,47,05	79115,47,05
Additions during the year	63	-
Deductions during the year	-	79115,47,68
		-
		79115,47,05
IV. Investment Fluctuation Reserve		
Opening Balance	7695,94,74	3048,07,72
Additions during the year	4575,43,43	4647,87,02
Deductions during the year	-	12271,38,17
		-
		7695,94,74

SCHEDULES

forming part of the Consolidated Balance Sheet as at 31st March 2023

(000s omitted)

	As at 31.03.2023 (Current Year) ₹		As at 31.03.2022 (Previous Year) ₹	
V. Foreign Currency Translation Reserve				
Opening Balance	11256,69,03		10290,42,37	
Additions during the year	3075,05,46		966,26,66	
Deductions during the year	-	14331,74,49	-	11256,69,03
VI. Revenue and Other Reserves				
Opening Balance	59873,25,90		57936,43,59	
Additions during the year #	4352,07,11		2072,94,73	
Deductions during the year	242,74,97	63982,58,04	136,12,42	59873,25,90
VII. Revaluation Reserve				
Opening Balance	23377,86,71		23577,34,78	
Additions during the year	4578,34,93		-	
Deductions during the year	199,95,74	27756,25,90	199,48,07	23377,86,71
VIII. Capital Reserve on Consolidation				
Opening Balance	273,03,96		203,02,24	
Additions during the year	72,94,18		70,01,72	
Deductions during the year	-	345,98,14	-	273,03,96
IX. Balance in Profit and Loss Account		41923,30,28		20394,35,05
TOTAL		358038,85,69		304695,58,39

net of consolidation adjustments

Note: Revenue and Other Reserves include (i) ₹5,00,00 thousand (Previous Year ₹5,00,00 thousand) of Integration and Development Fund (maintained under Section 36 of the State Bank of India Act, 1955) (ii) Special Reserve under Section 36(1)(viii) of the Income Tax Act, 1961 ₹ 17749,30,76 thousand (Previous Year ₹15696,95,76 thousand (iii) Investment Reserve ₹ Nil (Previous Year ₹ Nil)

SCHEDULE 2A - MINORITY INTEREST

(000s omitted)

	As at 31.03.2023 (Current Year) ₹	As at 31.03.2022 (Previous Year) ₹
Minority Interest at the beginning of the year	11207,42,28	9625,91,66
Subsequent increase/decrease during the year	1629,19,66	1581,50,62
Minority Interest on the date of balance sheet	12836,61,94	11207,42,28

SCHEDULE 3 - DEPOSITS

(000s omitted)

	As at 31.03.2023 (Current Year) ₹	As at 31.03.2022 (Previous Year) ₹
A) I) Demand Deposits		
i) From Banks	3160,40,31	6328,02,10
ii) From Others	302572,94,64	273403,37,96
II) Savings Bank Deposits	1600786,08,97	1539980,57,43
III) Term Deposits		
i) From Banks	7611,65,56	8971,36,01
ii) From Others	2554404,41,20	2258727,26,56
TOTAL	4468535,50,68	4087410,60,06
B) i) Deposits of Branches in India	4248617,47,94	3917357,59,34
ii) Deposits of Branches outside India	219918,02,74	170053,00,72
TOTAL	4468535,50,68	4087410,60,06

SCHEDULE 4 - BORROWINGS

(000s omitted)

	As at 31.03.2023 (Current Year) ₹	As at 31.03.2022 (Previous Year) ₹
I) Borrowings in India		
i) Reserve Bank of India	26467,44,00	24956,00,00
ii) Other Banks	12929,14,36	10636,43,98
iii) Other Institutions and Agencies	98387,56,25	151731,12,75
(iv) Bonds & Debentures (Other than Capital Instruments)	23073,00,00	3111,50,00
(v) Capital Instruments:		
a) Innovative Perpetual Debt Instruments (IPDI)	49842,70,00	36709,70,00
b) Subordinated Debt	40679,90,00	90522,60,00
TOTAL	251379,74,61	263674,66,73
II) Borrowings outside India		
i) Borrowings and Refinance outside India	269482,49,31	185320,49,83
ii) Capital Instruments:		
a) Innovative Perpetual Debt Instruments (IPDI)	-	-
b) Subordinated Debt	289,71,06	289,71,06
TOTAL	269772,20,37	185485,11,63
GRAND TOTAL	521151,94,98	449159,78,36
Secured Borrowings included in I & II above	147932,42,29	188360,08,98

SCHEDULES

forming part of the Consolidated Balance Sheet as at 31st March 2023

SCHEDULE 5 - OTHER LIABILITIES & PROVISIONS

	(000s omitted)	
	As at 31.03.2023 (Current Year) ₹	As at 31.03.2022 (Previous Year) ₹
I. Bills payable	27408,12,08	33485,82,47
II. Inter Bank Adjustments (net)	235,50,41	37,86,55
III. Inter Office Adjustments (net)	4346,60,96	2344,61,99
IV. Interest accrued	27495,02,55	17990,61,59
V. Deferred Tax Liabilities (net)	3,80,18	5,68,86
VI. Liabilities relating to Policyholders in Insurance Business	308442,71,80	264548,27,48
VII. Provision for Standard Assets*	26332,69,39	20592,09,08
VIII. Others (including provisions)	198698,44,92	168512,69,71
TOTAL	592962,92,29	507517,67,73

* includes prudential provision made on a large borrower account of SBI having an exposure of ₹8,500 Crore.

SCHEDULE 6 - CASH AND BALANCES WITH RESERVE BANK OF INDIA

	(000s omitted)	
	As at 31.03.2023 (Current Year) ₹	As at 31.03.2022 (Previous Year) ₹
I. Cash in hand (including foreign currency notes and gold)	21628,41,77	21967,22,06
II. Balances with Reserve Bank of India		
i) In Current Account	225692,63,20	236119,20,95
ii) In Other Accounts	-	60406,00,00
TOTAL	247321,04,97	318492,43,01

SCHEDULE 7 - BALANCES WITH BANKS AND MONEY AT CALL & SHORT NOTICE

	(000s omitted)	
	As at 31.03.2023 (Current Year) ₹	As at 31.03.2022 (Previous Year) ₹
I. In India		
i) Balances with banks		
a) In Current Account	1262,19,41	1064,57,10
b) In Other Deposit Accounts	4395,41,30	3727,11,66
ii) Money at call and short notice		
a) With banks	7770,44,34	532,22,08
b) With Other Institutions	-	-
TOTAL	13428,05,05	5323,90,84
II. Outside India		
i) In Current Account	44397,86,48	62547,03,12
ii) In Other Deposit Accounts	1816,80,21	3579,70,45
iii) Money at call and short notice	11348,14,26	8962,04,75
TOTAL	57562,80,95	75088,78,32
GRAND TOTAL (I and II)	70990,86,00	80412,69,16

SCHEDULE 8 - INVESTMENTS

(000s omitted)

	As at 31.03.2023 (Current Year) ₹	As at 31.03.2022 (Previous Year) ₹
I. Investments in India in:		
i) Government Securities	1357221,39,54	1261071,12,87
ii) Other Approved Securities	34762,19,16	35365,93,17
iii) Shares	105133,88,56	90652,83,35
iv) Debentures and Bonds	285134,41,60	269609,83,27
v) Subsidiary and Associates #, \$	16013,18,97	14603,34,61
vi) Others (Units of Mutual Funds etc.)	49582,88,89	47875,58,26
TOTAL	1847847,96,72	1719178,65,53
II. Investments outside India in:		
i) Government Securities (including local authorities)	34915,98,39	24165,67,65
ii) Associates #	176,02,39	158,80,87
iii) Other Investments (Shares, Debentures, etc.)	30167,88,14	32986,75,83
TOTAL	65259,88,92	57311,24,35
GRAND TOTAL (I and II)	1913107,85,64	1776489,89,88
III. Investments in India:		
i) Gross Value of Investments	1863706,45,82	1731051,89,01
ii) Less: Aggregate of Provisions/Depreciation	15858,49,10	11873,23,48
Net Investments (vide I above)	1847847,96,72	1719178,65,53
IV. Investments outside India:		
i) Gross Value of Investments	67114,39,22	57458,70,66
ii) Less: Aggregate of Provisions/Depreciation	1854,50,30	147,46,31
Net Investments (vide II above)	65259,88,92	57311,24,35
GRAND TOTAL (III and IV)	1913107,85,64	1776489,89,88
# Investment in Associates (In India and Outside India)		
Equity Investment in Associates	9969,61,06	10215,12,19
Add: Goodwill on acquisition of Associates	286,07,51	25,91,12
Less: Capital reserve on acquisition of Associates	917,06,12	981,48,87
Less: Provision for diminution	-	-
Cost of Investment in Associates	9338,62,45	9259,54,44
Add: Post-acquisition profit/(loss) and Reserve of Associates (Equity Method)	6846,58,91	5498,61,05
TOTAL	16185,21,36	14758,15,49

\$ including Share Application Money

SCHEDULES

forming part of the Consolidated Balance Sheet as at 31st March 2023

SCHEDULE 9 - ADVANCES

(000s omitted)

	As at 31.03.2023 (Current Year) ₹	As at 31.03.2022 (Previous Year) ₹
A.		
i) Bills purchased and discounted	183065,47,36	168552,97,29
ii) Cash credits, overdrafts and loans repayable on demand	868417,22,37	740936,12,49
iii) Term Loans	2216419,43,00	1884586,90,40
TOTAL	3267902,12,73	2794076,00,18
B.		
i) Secured by tangible assets (includes advances against Book Debt)	2161700,28,29	1901776,92,33
ii) Covered by Bank/Government Guarantees	133206,97,67	114844,70,33
iii) Unsecured	972994,86,77	777454,37,52
TOTAL	3267902,12,73	2794076,00,18
C. I) Advances in India		
i) Priority Sector	697644,43,51	658546,87,83
ii) Public Sector	258922,87,67	167199,40,75
iii) Banks	512,50,14	1536,43,37
iv) Others	1777189,17,67	1519580,51,83
TOTAL	2734268,98,99	2346863,23,78
II) Advances outside India		
i) Due from banks	152095,52,24	119514,35,15
ii) Due from others		
a) Bills purchased and discounted	42531,12,88	35345,80,07
b) Syndicated loans	223887,33,49	196311,75,75
c) Others	115119,15,13	96040,85,43
TOTAL	533633,13,74	447212,76,40
GRAND TOTAL [C (I) and C (II)]	3267902,12,73	2794076,00,18

SCHEDULE 10 - FIXED ASSETS

(000s omitted)

	As at 31.03.2023 (Current Year) ₹		As at 31.03.2022 (Previous Year) ₹	
I. Premises (including Revalued Premises)				
At cost/revalued as at 31 st March of the preceding year	31336,60,87		31130,03,43	
Additions:				
- during the year	37,83,52		226,53,68	
- for Revaluation	6407,26,03		-	
Deductions:				
- during the year	6,81,67		4,46,02	
- for Revaluation	1828,91,10		15,50,22	
Depreciation to date:				
- on cost	1317,07,16		1168,76,60	
- on Revaluation	1228,86,53	33400,03,96	1028,90,79	29138,93,48
IA. Premises under construction		317,54,60		252,96,55
II. Other Fixed Assets (including furniture and fixtures)				
At cost/revalued as at 31 st March of the preceding year	41202,17,83		38991,32,27	
Additions during the year	3771,90,49		2952,36,16	
Deductions during the year	796,82,09		741,50,60	
Depreciation to date	33883,53,97	10293,72,26	31339,27,63	9862,90,20
IIA. Leased Assets				
At cost/revalued as at 31 st March of the preceding year	397,94,02		288,85,63	
Additions during the year	178,41,34		126,36,17	
Deductions during the year	70,45,09		17,27,78	
Depreciation to date (including provisions)	175,85,03		170,27,88	
	330,05,24		227,66,14	
Less : Lease Adjustment Account	-	330,05,24	-	227,66,14
TOTAL (I, IA,II and IIA)		44341,36,06		39482,46,37
III. Capital Work-in progress (including Leased Assets) net of Provisions		66,02,04		27,56,68
TOTAL (I, IA, II, IIA and III)		44407,38,10		39510,03,05

SCHEDULES

forming part of the Consolidated Balance Sheet as at 31st March 2023

SCHEDULE 11 - OTHER ASSETS

(000s omitted)

	As at 31.03.2023 (Current Year) ₹	As at 31.03.2022 (Previous Year) ₹
I. Inter Office adjustments (net)	-	-
II. Inter Bank Adjustments (net)	-	-
III. Interest accrued	43381,20,67	37043,85,65
IV. Tax paid in advance/tax deducted at source	16889,73,62	22650,12,52
V. Deferred Tax Assets (net)	11136,38,22	6745,22,82
VI. Stationery and Stamps	65,02,79	59,06,04
VII. Non-banking assets acquired in satisfaction of claims	99,23	11,52,34
VIII. Deposits placed with NABARD/ SIDBI/ NHB	218591,19,47	195618,29,52
IX. Goodwill on consolidation	1538,36,27	1550,02,47
X. Others	119086,13,99	88224,36,30
TOTAL	410689,04,26	351902,47,66

SCHEDULE 12 - CONTINGENT LIABILITIES

(000s omitted)

	As at 31.03.2023 (Current Year) ₹	As at 31.03.2022 (Previous Year) ₹
I. Claims against the group not acknowledged as debts	90987,81,73	86519,11,42
II. Liability for partly paid investments/Venture Funds	2400,05,44	2773,96,99
III. Liability on account of outstanding forward exchange contracts	1041453,84,63	1213429,79,26
IV. Guarantees given on behalf of constituents		
a) In India	165126,25,47	166528,97,91
b) Outside India	105405,64,27	95727,54,21
V. Acceptances, endorsements and other obligations	152189,82,54	171892,93,33
VI. Other items for which the group is contingently liable ^{\$}	277960,94,11	270360,15,88
TOTAL[#]	1835524,38,19	2007232,49,00

^{\$} includes Derivatives ₹261767,19,24 thousand (Previous Year ₹259688,85,67 thousand)

[#] ₹1,49,15 thousand (Previous Year ₹1,91,46 thousand) pertains to share in contingent liability of Joint Ventures

(000s omitted)

	Schedule No.	Year ended 31 st March 2023 (Current Year) ₹	Year ended 31 st March 2022 (Previous Year) ₹
I. INCOME			
Interest earned	13	350844,58,01	289972,68,60
Other Income	14	122533,56,11	117000,40,37
TOTAL		473378,14,12	406973,08,97
II. EXPENDITURE			
Interest expended	15	189980,81,67	156194,34,41
Operating expenses	16	189814,48,59	174363,42,58
Provisions and contingencies		37024,40,87	40059,14,84
TOTAL		416819,71,13	370616,91,83
III. PROFIT			
Net Profit for the year (before adjustment for Share in Profit of Associates and Minority Interest)		56558,42,99	36356,17,14
Add: Share in Profit/(Loss) of Associates		1191,45,21	827,01,33
Less: Minority Interest		2101,70,92	1809,30,49
Net Profit for the Group		55648,17,28	35373,87,98
Add: Profit/(Loss) Brought forward		20394,35,05	8096,54,12
TOTAL		76042,52,33	43470,42,10
IV. APPROPRIATIONS			
Transfer to Statutory Reserve		15370,39,97	9769,02,69
Transfer to Capital Reserve		232,80,84	538,15,24
Transfer to Investment Fluctuation Reserve		4575,43,43	4647,87,02
Transfer to Revenue and Other Reserves		3854,26,53	1783,68,04
Final Dividend for the year		10084,81,15	6336,47,42
Tax on Dividend		150,13	86,64
Balance carried over to Balance Sheet		41923,30,28	20394,35,05
TOTAL		76042,52,33	43470,42,10
V. EARNINGS PER EQUITY SHARE (Face value ₹ 1 per share)			
Basic (in ₹)		62.35	39.64
Diluted (in ₹)		62.35	39.64
Significant Accounting Policies	17		
Notes to Accounts	18		

Schedules referred to above form an integral part of the Profit & Loss Account

Shri Alok Kumar Choudhary
Managing Director
(Retail Business & Operations)

Shri Ashwini Kumar Tewari
Managing Director
(Risk, Compliance & SARG)

Shri Swaminathan J.
Managing Director
(Corporate Banking & Subsidiaries)

Shri Challa Sreenivasulu Setty
Managing Director
(International Banking, Global Markets & Technology)

In terms of our Report of even date
For K C Mehta & Co LLP
Chartered Accountants
Firm Regn. No. 106237W/W100829

Shri Dinesh Kumar Khara
Chairman

Shri Chirag Bakshi
Partner
Membership No. 047164

Place: Mumbai
Date: 18th May 2023

SCHEDULES

forming part of the Consolidated Profit and Loss Account for the year ended 31st March 2023

SCHEDULE 13 - INTEREST EARNED

(000s omitted)

	Year ended 31.03.2023 (Current Year) ₹	Year ended 31.03.2022 (Previous Year) ₹
I. Interest/ discount on advances/ bills	228740,74,65	177474,83,13
II. Income on Investments	106824,85,28	93477,89,84
III. Interest on balances with Reserve Bank of India and other inter-bank funds	3916,45,69	4608,34,99
IV. Others	11362,52,39	14411,60,64
TOTAL	350844,58,01	289972,68,60

SCHEDULE 14 - OTHER INCOME

(000s omitted)

	Year ended 31.03.2023 (Current Year) ₹	Year ended 31.03.2022 (Previous Year) ₹
I. Commission, exchange and brokerage	25913,29,95	24549,32,06
II. Profit/(Loss) on sale of investments (Net)	5158,08,59	6375,64,61
III. Profit/(Loss) on revaluation of investments (Net)	(4922,60,98)	(445,73,69)
IV. Profit/(Loss) on sale of land, building and other assets including leased assets (Net)	(29,03,16)	(16,40,47)
V. Profit/(Loss) on exchange transactions (Net)	5385,45,63	3530,17,97
VI. Dividends from Associates in India/abroad	2,66,25	3,19,50
VII. Credit Card membership/service fees	6800,41,06	5269,67,80
VIII. Insurance Premium Income (net)	70751,51,78	62188,03,44
IX. Recoveries made in Write-off Accounts	7728,67,19	8286,78,94
X. Miscellaneous Income	5745,09,80	7259,70,21
TOTAL	122533,56,11	117000,40,37

SCHEDULE 15 - INTEREST EXPENDED

(000s omitted)

	Year ended 31.03.2023 (Current Year) ₹	Year ended 31.03.2022 (Previous Year) ₹
I. Interest on Deposits	163518,78,32	141765,28,30
II. Interest on Reserve Bank of India/ Inter-bank borrowings	18317,50,75	7751,72,68
III. Others	8144,52,60	6677,33,43
TOTAL	189980,81,67	156194,34,41

SCHEDULE 16 - OPERATING EXPENSES

(000s omitted)

	Year ended 31.03.2023 (Current Year) ₹	Year ended 31.03.2022 (Previous Year) ₹
I. Payments to and provisions for employees #	61920,91,12	61445,12,63
II. Rent, taxes and lighting	6103,05,83	5707,73,68
III. Printing and Stationery	810,68,23	709,90,76
IV. Advertisement and publicity	3419,26,91	2693,92,63
V. a) Depreciation on Fixed Assets (other than Leased Assets)	3644,79,49	3652,67,77
b) Depreciation on Leased Assets	50,80,37	38,59,23
VI. Directors' fees, allowances and expenses	13,18,37	12,82,78
VII. Auditors' fees and expenses (including branch auditors' fees and expenses)	284,82,75	283,56,85
VIII. Law charges	516,43,62	448,57,06
IX. Postages, Telegrams, Telephones, etc.	766,06,89	710,44,57
X. Repairs and maintenance	1305,59,44	1219,04,35
XI. Insurance	5340,69,01	4799,96,54
XII. Other Operating Expenses relating to Credit Card Operations	3876,89,74	2945,50,71
XIII. Other Operating Expenses relating to Insurance Business	78227,18,14	69706,73,54
XIV. Other Expenditure	23534,08,68	19988,79,48
TOTAL	189814,48,59	174363,42,58

Payment to and provisions for employees includes exceptional item of ₹ Nil (Previous Year ₹7418,39,00 thousand) for enhancement in Family Pension under 11th Bipartite Settlement and Joint Note dated 11th November 2020

SCHEDULES

forming part of the Consolidated Balance Sheet & Profit and Loss Account for the year ended 31st March 2023

SCHEDULE 17 - SIGNIFICANT ACCOUNTING POLICIES

A. Background:

State Bank of India ('SBI' or 'the Bank') is a banking and financial services statutory body engaged in providing a wide range of products and services to individuals, commercial enterprises, large corporates, public bodies, and institutional customers. The Bank is governed by the Banking Regulation Act, 1949 and the State Bank of India Act, 1955.

State Bank of India Group ('SBI Group' or 'the Group') consists of SBI, 27 Subsidiaries, 8 Joint ventures (including Jio Payments Bank Ltd upto January 22, 2023) and 19 Associates.

Following are the Significant Accounting Policies of SBI Group i.e. the specific accounting principles and methods of applying these principles in the preparation and presentation of consolidated financial statements of SBI.

B. Basis of Preparation:

The accounting and reporting policies of the SBI Group conform to Generally Accepted Accounting Principles in India (Indian GAAP), comprising of regulatory norms, directions & guidelines prescribed by the Reserve Bank of India (RBI), statutory guidelines of the State Bank of India Act, 1955, the Banking Regulation Act, 1949, Insurance Regulatory and Development Authority of India (IRDAI), Pension Fund Regulatory and Development Authority (PFRDA), SEBI (Mutual Funds) Regulations, 1996, Companies Act 2013, Accounting Standards issued by Institute of Chartered Accountants of India (ICAI) and the accounting practices prevalent in India.

In case of foreign entities, Generally Accepted Accounting Principles as applicable to the foreign entities are followed.

The Bank's consolidated financial statements are prepared under the historical cost convention, with fundamental accounting assumptions of going concern, consistency, and accrual, unless otherwise stated.

The consolidated financial statements have been prepared in accordance with guidelines issued by RBI and requirements under the Third Schedule of the Banking Regulation Act, 1949.

C. Use of Estimates:

The preparation of financial statements requires the management to make estimates and assumptions that are considered in the reported amounts of assets and liabilities (including contingent liabilities) as of the date of the financial statements and the reported income and expenses during the reporting period. Management believes that the estimates used in preparation of the financial statements are prudent and reasonable. Actual results could differ from these estimates.

D. Basis of Consolidation:

1. Consolidated financial statements of the SBI Group includes:

- a) Financial statements of State Bank of India (Parent).
- b) Line by line aggregation of each item of asset/liability/ income/ expense of the subsidiaries with the respective item of the Parent. Elimination of all material intra-group balances/transactions and resulting unrealised gains and adjustments required for non-uniform accounting policies as per AS 21 "Consolidated Financial Statements" issued by the ICAI.
- c) Proportionate share of asset/ liability/ income/ expense of the joint venture entities are consolidated as per AS 27 "Financial Reporting of Interests in Joint Ventures" issued by the ICAI.
- d) Accounting for investment in 'Associates' under the 'Equity Method' as per AS 23 "Accounting for Investments in Associates in Consolidated Financial Statements" issued by the ICAI.

2. The difference between cost to the group of its investment in the subsidiary entities and the group's portion of the equity of the subsidiaries is recognized in the financial statements as goodwill/capital reserve.

3. Minority interest in the net assets of the consolidated subsidiaries consists of:

- a) The amount of equity attributable to the minority shareholders at the date on which the investment in the equity shares of the subsidiary is made, and
- b) The minority share of movements in revenue reserves/loss (equity) since the date the parent-subsidiary relationship came into existence.

E. Significant Accounting Policies

1. Revenue recognition:

- 1.1 Income and expenditure are accounted on accrual basis, except otherwise stated.
- 1.2 Interest/Discount income is recognized, in the Profit and Loss Account, on realisation basis for the following:
 - a) Income from Non-Performing Assets (NPAs) including investments, as per the prudential norms prescribed by the RBI/ respective country regulators in the case of foreign offices/ entities (hereafter collectively referred to as Regulatory Authorities),
 - b) Income on Rupee Derivatives designated as "Trading".
- 1.3 In accordance with the guidelines issued by the Reserve Bank of India, Profit on sale of investments held in the "Held to Maturity" category of the Bank and on sale of Fixed Assets held by the Bank is appropriated to Capital Reserve, net of applicable taxes and amount required to be transferred to Statutory Reserve.

The discount, if any, on acquisition of investments in Held to Maturity (HTM) category is accounted as follows:
 - a) on Interest bearing securities, it is accounted for at the time of sale/redemption.
 - b) on zero-coupon securities, it is accounted for over the balance tenor of the security on a constant yield basis.
- 1.4 Dividend income is recognized when the right to receive the dividend is established.
- 1.5 Commission on Letter of Credit (LC)/Bank Guarantee (BG), Deferred Payment Guarantee, Government Business, ATM interchange fee & "Upfront fee on restructured account" are recognized on accrual basis proportionately over the period. All other commission and fee income are accounted on their realisation.
- 1.6 One time Insurance Premium paid under Special Home Loan Scheme (December 2008 to June 2009) is amortised over the average loan period of 15 years.
- 1.7 Brokerage, Commission etc. paid/ incurred in connection with the issue of Bonds/ Deposits are amortised over the tenure of the related Bonds/ Deposits and the expenses incurred in connection with the issue are charged upfront.
- 1.8 The Bank derecognizes its financial assets when it sells to Securitisation Company (SC)/ Reconstruction Company (RC), and accounts for as under:
 - i) If the sale is at a price below the Net Book Value (NBV) (i.e. book value less provisions held), the shortfall is debited to the Profit and Loss Account in the year of sale.
 - ii) If the sale is for a value higher than the NBV, the excess provision is written back in the year the amounts are received.
- 1.9 Issue management fees and advisory fees, in case of Group's merchant banking business, are recognized as per the terms of the agreement with the customer/client. The fee income is recognized only when the milestone defined in the agreement is executed/completed.
 - 1.9.1 Fees for private placement are recognized on completion of assignments.
 - 1.9.2 Brokerage income in relation to stock broking activity is recognized on the trade date of transaction and includes stamp duty, transaction charges and is net of incentives paid on scheme.
 - 1.9.3 Commission relating to public issues is accounted for on finalisation of allotment of the public issue/receipt of information from intermediary.
 - 1.9.4 Brokerage income relating to public issues/ mutual fund/ other securities is accounted for based on mobilisation and intimation received from clients/ intermediaries.
 - 1.9.5 Depository income – Annual Maintenance Charges are recognized on accrual basis and transaction charges are recognized on trade date of transaction.
- 1.10 Management fee, in case of Group's asset management business, is recognized at specific rates agreed with the relevant schemes, applied

SCHEDULES

forming part of the Consolidated Balance Sheet & Profit and Loss Account for the year ended 31st March 2023

on the average daily net assets of each scheme (excluding inter-scheme investments, wherever applicable, investments made by the Company in the respective scheme and deposits with Banks), and are in conformity with the limits specified under SEBI (Mutual Funds) Regulations, 1996.

1.10.1 Portfolio Advisory Services, Portfolio Management Services and Management Fees on Alternative Investment Funds (AIF) are recognized on accrual basis as per the terms of the contract.

1.10.2 Recovery, if any, on realisation of devolved investments of schemes acquired by the Company, in terms of the right of subrogation, is accounted based on receipts. Recovery from funded guarantee schemes is recognized as income in the year of receipt.

1.10.3 Expenses of schemes in excess of the stipulated rates and expenses relating to new fund offer are charged to the Profit and Loss Account in the year in which they are incurred in accordance with the requirements of SEBI (Mutual Funds) Regulations, 1996.

1.10.4 Brokerage and/or incentive paid on investments in open-ended Equity Linked Tax Saving Schemes and Systematic Investment Plans (SIPs) are amortised over a period of 36 months and in case of other schemes, over the claw back period. In case of close-ended schemes, brokerage is amortised over the tenure of schemes.

1.11 Income earned from provision of membership services, in case of Group's credit card business, is recognized as revenue over the membership period consisting of 12 months at fair value of consideration net of expected reversals/cancellations.

1.11.1 Other service revenue consists of value-add services provided to the card holders. Other service revenues are recognized in the same period in which related transactions occur or services rendered.

1.11.2 Interchange fees are collected from acquirers and paid to issuers by network

partners to reimburse the issuers for portion of the costs incurred for providing services that benefit all participants in the system, including acquirers and merchants. Revenue from interchange income is recognized when related transaction occurs, or service is rendered.

1.11.3 The total unidentified receipts which could not be credited or adjusted in the customers' accounts for lack of complete & correct information is considered as liability in Balance Sheet. The estimated unidentified receipts aged more than 6 months and up to 3 years towards the written off customers is written back as income on Balance Sheet date. Further, the unresolved unidentified receipts aged more than 3 years are also written back as income on Balance Sheet date. The liability for stale cheques aged for more than three years is written back as income.

1.11.4 All other service income/fees are recorded at the time of occurrence of the respective events.

1.12 Factoring charges, in case of Group's factoring business, are accrued on factoring of debts at the applicable rates as decided by the Company. Processing fees are recognized as income only when there is reasonable certainty of its receipt after execution of documents. Facility Continuation fees (FCF) are calculated and charged in the month of May for the entire next financial year on all live standard accounts. 1st of May is deemed as date for accrual of the FCF.

1.13 Premium, in case of Group's life insurance business, of non-linked business is recognized as income (net of goods and service tax) when due from policyholders. In respect of linked business, premium income is recognized when the associated units are allotted. In case of variable insurance products (VIPs), premium income is recognized on the date when the Policy Account Value is credited. Uncollected premium from lapsed policies is not recognized as income until such policies are revived.

1.13.1 Top-up premiums are considered as single premium.

1.13.2 Income from linked funds which includes fund management charges, policy administration charges, mortality charges, etc. are recovered from linked fund in accordance with terms and conditions of policy and recognized when recovered.

1.13.3 Realised gains and losses in respect of equity securities, units of mutual funds, Equity Exchange Traded funds (ETFs), Infrastructure Investment Trusts (InvITs) and Real Estate Investments Trusts (REITs) are calculated as the difference between the net sales proceeds and their cost. In respect of debt securities, the realised gains and losses are calculated as the difference between net sale proceeds or redemption proceeds and weighted average amortised cost. Cost in respect of equity shares, units of mutual fund Equity Exchange Traded funds (ETFs), Infrastructure Investment Trusts (InvITs) and Real Estate Investments Trusts (REITs) are computed using the weighted average method.

1.13.4 Fees received on lending of equity shares under Securities lending and borrowing scheme (SLB) is recognized as income over the period of the lending on straight-line basis.

1.13.5 Premium ceded on reinsurance is accounted in accordance with the terms of the re-insurance treaty or in-principle arrangement with the re-insurer.

1.13.6 Benefits paid:

- Claims cost consist of the policy benefit amounts and claims settlement costs, where applicable.
- Claims by death and rider are accounted when intimated. Intimations up to the end of the period are considered for accounting of such claims.
- Claims by maturity are accounted on the policy maturity date.
- Survival and Annuity benefits claims are accounted when due.

- Surrenders and withdrawals are accounted as and when intimated. Benefits paid also includes amount payable on lapsed policies which are accounted for as and when due. Surrenders, withdrawals and lapsation are disclosed at net of charges recoverable.
- Repudiated claims disputed before judicial authorities are provided for based on management prudence considering the facts and evidences available in respect of such claims.
- Amounts recoverable from re-insurers are accounted for in the same period as the related claims and are reduced from claims.

1.13.7 Acquisition costs such as commission, medical fees, etc. are costs that are primarily related to the acquisition of new and renewal insurance contracts. The same are expensed in the period in which they are incurred.

1.13.8 **Liability for life policies:** The actuarial liability of all the life insurance policies has been calculated by the Appointed Actuary in accordance with the Insurance Act, 1938, and as per the rules and regulations and circulars issued by IRDAI from time to time and the relevant Guidance Notes and/or Actuarial Practice Standards (APS) issued by the Institute of Actuaries of India.

1.13.9 **Funds for future appropriation**

For non-linked participating business, the balance in the funds for future appropriations account represents funds, the allocation of which, either to participating policyholders' or to shareholders', has not been determined at the Balance Sheet date. Transfers to and from the fund reflect the excess or deficit of income over expenses and appropriations in each accounting period arising in the Company's policyholders' fund. In respect of participating policies any allocation to the policyholder would also give rise to a shareholder transfer in the required proportion.

SCHEDULES

forming part of the Consolidated Balance Sheet & Profit and Loss Account for the year ended 31st March 2023

The fund for future appropriations held in the unit-linked funds, represents surplus that has arisen from lapsed policies unlikely to be revived. This surplus is required to be held within the policyholders' fund till the point at which the policyholders' can no longer revive their policy.

1.14 Premium including reinsurance accepted (net of goods & service tax), in case of Group's general insurance business, is recognized in the books at the commencement of risk over the contract period or the period of risk, whichever is appropriate. In case the premium is recovered in instalments, amount to the extent of instalment due is recorded on the due date of the instalment. Premium (net of goods & service tax), including reinstatement premium, on direct business and reinsurance accepted, is recognized as income over the contract period or the period of risk, whichever is appropriate, on a gross basis under 1/365 method. In case of long-term motor insurance policies premium is recognized on a yearly basis as mandated by IRDAI. Any subsequent revision to premium is recognized over the remaining period of risk or contract period. Adjustments to premium income arising on cancellation of policies are recognized in the period in which they are cancelled.

1.14.1 Commission on reinsurance ceded is recognized as income in the period in which reinsurance risk is ceded. Profit commission under re-insurance treaties, wherever applicable, is recognized as income in the year of final determination of the profits as intimated by Reinsurer and combined with commission on reinsurance ceded.

Sliding scale commission under reinsurance treaties, wherever applicable, is recognized as income as per the reinsurance treaty conditions as confirmed by reinsurers and combined with commission on reinsurance ceded.

1.14.2 In respect of proportional reinsurance ceded, the cost of reinsurance ceded is accrued at the commencement of risk over the contract period or the period of risk. Non-proportional reinsurance cost is recognized when due. Non-proportional reinsurance

cost is accounted as per the terms of the reinsurance arrangements. Any subsequent revision to, refunds or cancellations of premiums is recognized in the period in which they occur.

1.14.3 Reinsurance inward acceptances are accounted for on the basis of returns, to the extent received, from the insurers.

1.14.4 Acquisition costs are expensed in the period in which they are incurred. Acquisition costs are defined as costs that vary with, and are primarily related to the acquisition of new and renewal insurance contracts viz. commission. The primary test for determination as acquisition cost is the obligatory relationship between the costs and the execution of the insurance contracts (i.e. commencement of risk). In case of long-term motor insurance policies commission is expensed at the applicable rates on the premium allocated for the year as mandated by IRDAI.

1.14.5 Premium Received in Advance which represents premium received prior to the commencement of the risk is shown separately under the head "Other Liabilities and Provision" in the financial statements and is recorded as income on the date of commencement of risk.

Reserve for Unexpired risk is that part of the net premium written (i.e. premium net of reinsurance ceded) that is attributable to, and to be allocated to succeeding accounting periods on contract period basis or risk period basis, whichever is appropriate. Such reserves are calculated on a pro-rata basis under 1/365 basis, subject to minimum reserve requirements as per Circular No. IRDA/F&A/CIR/CPM/056/03/2016 dated 4th April 2016.

1.14.6 If the ultimate amount of expected net claim costs (as calculated and certified by the Actuary), related expenses and maintenance costs (related to claims handling) in respect of unexpired risks at the end of the accounting period exceeds

the sum of related premium carried forward to the subsequent accounting period as the reserve for unexpired risk, the same is recognized as premium deficiency.

Premium deficiency is calculated on annual basis and at the Company level.

1.14.7 Claim is recognized as and when a loss occurrence is reported. Claim is recognized by creation of provision for the amount of claim payable as estimated by the management based on available information and past experience, on receipt of claim notification. Such provision is reviewed/modified as appropriate on the basis of additional information as and when available. Amounts received/receivable from the re-insurers/co-insurers, under the terms of the reinsurance and coinsurance arrangements respectively, is recognized together with the recognition of claim. Provision for claims outstanding payable as on the date of Balance Sheet is net of reinsurance, salvage value and other recoveries as estimated by the management. Claims paid (net of recoveries including value of salvage retained by the insured and interest, if any, paid on the claims) is charged to the profit & loss account when approved for payment. Where salvage is taken over by the Company, the recoveries from sale of salvage are recognized at the time of such sale.

1.14.8 Provision in respect of claim liabilities that may have been incurred before the end of the accounting year but are

- not yet reported or claimed (IBNR) or
- not enough reported i.e. reported with information insufficient for making a reasonable estimate of likely claim amount (IBNER),

The provision is made according to the amount determined by the Appointed Actuary based on actuarial principles in accordance with the Actuarial Practice Standards and Guidance Notes issued by the Institute of Actuaries of India and IRDAI regulations and guidelines.

1.15 The revenue (net of goods & service tax), in case of Group's custody & fund accounting services, is recognized only when it can be reliably measured and it is probable that the economic benefits will flow to the Company. Custody fees, fund accounting fees and referral fees are accounted on accrual basis as per the agreed terms of agreement.

1.16 Management fee, in case of Group's pension fund business, is recognized at specific rates agreed with the relevant schemes, applied on daily net assets of each scheme, and is in conformity with the regulatory guidelines issued by Pension Fund Regulatory and Development Authority (PFRDA). Commission income from Point of Presence (POP) Business i.e. Account opening fees and contribution processing fees are recognized on the basis of contributions received from subscribers and generation of Permanent Retirement Account Number (PRAN). The Company presents revenues net of goods and service tax in profit and loss account.

1.17 Mutual Fund Trusteeship fee, in case of Group's trusteeship business, is recognized at specific rates agreed with relevant schemes, applied on the average daily Net Assets of each scheme (excluding inter-scheme investment, investment in fixed deposits, investments made by the Asset Management Company and deferred revenue expenses, where applicable), and is in conformity with the limits specified under SEBI (Mutual Funds) Regulations, 1996.

1.17.1 Corporate Trusteeship Acceptance fees are recognized on the acceptance or execution of trusteeship assignment whichever is earlier. Corporate Trusteeship service charges are recognized/ accrued based on terms of trusteeship contracts/ agreements entered into with clients.

1.17.2 Income from online "will" services is recognized when the right to receive the fee is established, as all certainty for revenue recognition is present at the time of establishment of such right.

1.18 The revenue, in case of Group's merchant acquiring business, is measured on basis of consideration received or receivable for the services provided,

SCHEDULES

forming part of the Consolidated Balance Sheet & Profit and Loss Account for the year ended 31st March 2023

excluding discounts, GST and other applicable taxes and are recognized upon performance of services.

1.18.1 The revenue from deployment of POS is recognized either over the period during which the service is rendered or on basis of the number of transactions processed during the period in accordance with the rates and conditions specified in the agreements. Based on the contract terms, the merchant makes payment for merchant discount rate (MDR), monthly rental and commitment charges and the same is treated as revenue from operation.

1.18.2 Income received but not accrued on account of maintenance deployment contract are recognized as deferred revenue and included in liabilities until the revenue recognition criteria are met. Income accrued but not billed represents revenue recognized on work performed but billed in subsequent period, in accordance with terms of the contract.

1.18.3 Revenue is recognized to the extent it is probable that the economic benefits will flow, and the revenue can be reliably measured.

2. Investments:

Investments are accounted for in accordance with the extant RBI guidelines on investment classification and valuation, as given below:

2.1 Classification:

As per RBI guidelines, investments are classified into Held to Maturity (HTM), Available for Sale (AFS) and Held for Trading (HFT) categories.

For disclosure in Balance Sheet, the investments are classified as Investments in India and outside India.

- Under each category, the investments in India are further classified as (i) Government Securities, (ii) Other Approved Securities, (iii) Shares, (iv) Debentures and Bonds, (v) Subsidiaries and Associates and (vi) Others. The Investments outside India are classified under three categories - (i) Government

Securities, (ii) Subsidiaries and/or joint Ventures abroad and (iii) Other Investments.

2.2 Basis of classification:

- i. Investments that the Bank intends to hold till maturity are categorised as "Held to Maturity (HTM)".
- ii. Investments that are held principally for resale within 90 days from the date of purchase are classified as "Held for Trading (HFT)".
- iii. Investments, which are not classified in the above two categories, are classified as "Available for Sale (AFS)".
- iv. An investment is classified as HTM, HFT or AFS at the time of its purchase and subsequent shifting amongst categories is done in conformity with regulatory guidelines.
- v. Investments in associates are classified as HTM except in respect of those investments which are acquired and held exclusively with a view to its subsequent disposal. These investments are classified as AFS.

2.3 Valuation:

- i. The transactions in all securities are recorded on a Settlement Date. Cost of investment under AFS and HFT category is determined at the weighted average cost method by the group entities and cost of investments under HTM category is determined on FIFO basis (first in first out) by SBI and weighted average cost method by other group entities.
 - a) Brokerage/commission received on subscriptions is reduced from the cost. Brokerage, commission, securities transaction tax, etc. paid in connection with acquisition of investments are expensed upfront and excluded from cost.
 - b) Broken period interest paid/received on debt instruments is treated as interest expense/income and is excluded from cost/sale consideration.

ii. Valuation of investments classified as Held to Maturity:

- a) Investments under Held to Maturity category are carried at acquisition cost. The premium paid on acquisition, if any, is amortised over the term to maturity on constant yield basis. Such amortisation of premium is accounted as income on investments.
- b) A provision is made for diminution, other than temporary, for each investment individually.
- c) Investments in Regional Rural Banks (RRBs) are valued at equity cost determined in accordance with AS 23 of the ICAI.

iii. Valuation of investments classified as Available for Sale and Held for Trading:

Investments held under Available for Sale and Held for Trading are individually revalued at market price or fair value determined as per the regulatory guidelines and the net depreciation, if any, of each group for each category (viz., (i) Government securities (ii) Other Approved Securities (iii) Shares (iv) Debentures & Bonds (v) Subsidiaries and Associates; and (vi) others) is provided for and net appreciation is ignored.

iv. Valuation policy in event of inter category transfer of investments:

- a) Transfer of securities from HFT / AFS category to HTM category is carried out at the lower of acquisition cost/book value/market value on the date of transfer. The depreciation, if any, on such transfer is fully provided for.
- b) Transfer of securities from HTM category to AFS category is carried out on acquisition price/book value. On transfer, these securities are immediately revalued and resultant depreciation, if any, in the Profit and Loss Account.

v. Valuation in case of sale of NPA (financial asset) to Securitisation Company (SC)/ Asset Reconstruction Company (ARC) against issue of Security Receipts:

- a) The investment in security receipts obtained by way of sale of NPA to SC/RC, is recognized at lower of: (i) Net Book Value (NBV) (i.e. book value less provisions held) of the financial asset; and (ii) Redemption value of SR.
 - b) SRs issued by an SC/ARC are valued in accordance with the guidelines applicable to non-SLR instruments. Accordingly, in cases where the SRs issued by the SC/ARC are limited to the actual realisation of the financial assets assigned to the instruments in the concerned scheme, the Net Asset Value, obtained from the SC/ARC, is reckoned for valuation of such investments.
- vi. Treasury Bills and Commercial Papers are valued at carrying cost.

2.4 Investments (NPI)

- i. In respect of domestic offices/entities, based on the guidelines issued by RBI, investments are classified as performing and non-performing as follows:
 - a) Interest/instalment (including maturity proceeds) is due and remains unpaid for more than 90 days.
 - b) In the case of equity shares, in the event the investment in the shares of any company is valued at ₹1 per company on account of the non-availability of the latest Balance Sheet, those equity shares would be reckoned as NPI.
 - c) The Bank also classifies an investment as a non-performing investment, in case any credit facility availed by the same borrower/entity has been classified as a non-performing asset and vice versa. The above is applied to Preference Shares where the fixed dividend is not paid.

SCHEDULES

forming part of the Consolidated Balance Sheet & Profit and Loss Account for the year ended 31st March 2023

d) The investments in debentures/bonds, which are deemed to be advance, are also subjected to NPI norms as applicable to investments.

ii. In respect of foreign offices/entities, classification and provisions for non-performing investments (NPIs) are made as per the local regulations or as per the norms of RBI, whichever is more prudent.

2.5 Accounting for Repo/Reverse Repo transactions

The Bank enters Repurchase and Reverse Repurchase Transactions with RBI under Liquidity Adjustment Facility (LAF) and with market participants. Repurchase Transaction represents borrowing by selling the securities with an agreement to repurchase the securities. Reverse Repo Transactions on the other hand, represent lending funds by purchasing the securities.

- a. Transactions with RBI under Liquidity Adjustment Facility (LAF) are accounted for as Collateralized Lending and Borrowing transactions.
- b. In Repo and Reverse Repo transaction, securities sold (purchased) and repurchased (resell) are accounted as normal outright sale (purchase) transactions and such movement of securities is reflected using the Repo/Reverse Repo Accounts and contra entries. The above entries are reversed on the date of maturity.
- c. Balance in Repo Account is classified under Schedule 4 (Borrowings).
- d. All type of Reverse Repos with RBI including those under Liquidity Adjustment Facility are presented under sub item (ii) 'In Other Accounts' of item (II) Balances with RBI under Schedule 6 'Cash and balances with RBI'.
- e. Reverse Repos with banks and other institutions having original tenors up to and inclusive of 14 days are classified as 'Money at call and short notice' under Schedule 7 'Balance with Banks and Money at call & short notice'. Reverse Repos with original maturity more than 14 days but up to 1 year

are classified as 'Cash Credits, overdrafts, and loans repayable on demand', under Schedule 9 'Advances'. All other Reverse Repos are classified as 'Term Loans' under Schedule 9 'Advances'.

f. Borrowing cost of repo transactions and revenue on reverse repo transactions, with RBI or others, is accounted for as interest expense and interest income, respectively.

2.6 In case of life and general insurance subsidiaries, investments are accounted in accordance with the Insurance Act, 1938, the IRDAI (Investment) Regulations, 2016 and IRDA (Presentation of Financial Statements and Auditor's Report of Insurance Companies) Regulations, 2002, Investment policy of the Company and various other circulars/notifications as issued by IRDAI from time to time.

i. Valuation of investment pertaining to non-linked life insurance business and general insurance business: -

- All debt securities, including government securities and money market securities are stated at historical cost subject to amortisation of premium or accretion of discount.
- Listed equity shares, equity related instruments and preference shares are measured at fair value on the Balance Sheet date. For the purpose of determining fair value, the closing price at primary exchange i.e. National Stock Exchange of India Limited ('NSE') is considered. If NSE closing price is not available, the closing price of the secondary exchange i.e. BSE Limited ('BSE') is considered.
- Unlisted equity securities, equity related instruments and preference shares are measured at historical cost.
- In case of Security Lending and Borrowing (SLB), equity shares lent are valued as per valuation policy for equity shares as mentioned above.
- Additional Tier 1 (Basel III compliant) Perpetual Bonds classified under "Equity" as specified by IRDAI, are valued at prices

obtained from Credit Rating Information Services of India Limited (CRISIL).

- Investments in mutual fund units are valued at the Net Asset Value (NAV) of previous day in life insurance and of Balance Sheet date in general insurance.
- Investment in Alternative Investment Funds (AIFs) are valued at latest available NAV.
- The Investment in units of REITs/InvITs are valued at Market Value (last quoted price should not be later than 30 days). For the purpose of determining market value, the closing price at primary exchange i.e. NSE is considered. If NSE closing price is not available for any security, then BSE closing price is used for valuation. Where market quote is not available for the last 30 days, the units are valued as per the latest NAV (not more than 6 months old) of the units published by the trust.

Unrealised gains or losses arising due to change in the fair value of listed equity shares, mutual fund units, AIFs and units of REITs/InvITs pertaining to shareholders' investments and non-linked policyholders investments are taken to "Revenue & Other Reserves (Schedule 2)" and "Liabilities relating to Policyholders in Insurance Business (Schedule 5)" respectively, in the Balance Sheet.

ii. Valuation of investment pertaining to linked business: -

- Debt Securities including Government securities with remaining maturity of more than one year are valued at prices obtained from CRISIL. Debt securities including Government securities with remaining maturity of less than one year are valued on yield to maturity basis, where yield is derived using market price provided by CRISIL on the day when security is classified as short-term. If security is purchased during its short-term tenor, it is valued at amortised cost using yield to

maturity method. In case of securities with options, earliest Call Option/Put Option date will be taken as maturity date for this purpose. Money market securities are valued at historical cost subject to amortisation of premium or accretion of discount on yield to maturity basis.

- Listed equity shares, equity related instruments and preference shares are measured at fair value on the Balance Sheet date. For the purpose of determining fair value, the closing price at primary exchange i.e. NSE is considered. If NSE closing price is not available, closing price of the BSE is considered.
- Unlisted equity shares, equity related instruments and preference shares are measured at historical cost.
- In case of Security Lending and Borrowing (SLB), equity shares lent are valued as per valuation policy for equity shares as mentioned above.
- Additional Tier 1 (Basel III compliant) Perpetual Bonds classified under "Equity" as specified by IRDAI, are valued at prices obtained from CRISIL.
- Investments in mutual fund units are valued at the previous day's Net Asset Value (NAV).
- The Investment in units of REITs/InvITs are valued at Market Value (last quoted price should not be later than 30 days). For the purpose of determining market value, the closing price at primary exchange i.e. NSE is considered. If NSE closing price is not available for any security, then BSE closing price is used for valuation. Where market quote is not available for the last 30 days, the units are valued as per the latest NAV (not more than 6 months old) of the units published by the trust.
- Unrealised gains or losses arising due to changes in the fair value are recognized in the Profit & Loss Account.

SCHEDULES

forming part of the Consolidated Balance Sheet & Profit and Loss Account for the year ended 31st March 2023

3. Loans/Advances and Provisions thereon:

3.1 Based on the guidelines/directives issued by the RBI, Loans and Advances are classified as performing and non-performing as follows:

- i) A term loan is classified as a non-performing asset, if interest and/or instalment of principal remains overdue for a period of more than 90 days;
- ii) An Overdraft or Cash Credit is classified as a non-performing asset, if the account remains "out of order", i.e. if the outstanding balance exceeds the sanctioned limit/drawing power continuously for a period of 90 days, or if there are no credits continuously for 90 days as on the date of balance-sheet, or if the credits are not adequate to cover the interest debited during the same period;
- iii) The bills purchased/discounted are classified as non-performing assets, if the bill remains overdue for a period of more than 90 days;
- iv) The agricultural advances are classified as non-performing assets, if (a) for short duration crops, where the instalment of principal or interest remains overdue for two crop seasons; and (b) for long duration crops, where the principal or interest remains overdue for one crop season.

3.2 NPAs are classified into Sub-standard, Doubtful and Loss Assets, based on the following criteria stipulated by RBI:

- i) Sub-standard: A loan asset that has remained non-performing for a period less than or equal to 12 months.
- ii) Doubtful: A loan asset that has remained in the sub-standard category for a period of 12 months.
- iii) Loss: A loan asset where loss has been identified but the amount has not been fully written off.

3.3 Provisions are made for NPAs as per the extant guidelines prescribed by the regulatory authorities, subject to minimum provisions as prescribed below:

Sub-standard Assets:	i. A general provision of 15% on the total outstanding;
	ii. Additional provision of 10% for exposures which are unsecured ab-initio (i.e. where realisable value of security is not more than 10 percent ab-initio);
	iii. Unsecured Exposure in respect of infrastructure advances where certain safeguards such as escrow accounts are available - 20%.
Doubtful Assets:	
- Secured portion:	i. Up to one year – 25%
	ii. One to three years – 40%
	iii. More than three years – 100%
- Unsecured portion	100%
Loss Assets:	100%.

3.4 In respect of foreign offices/entities, the classification of loans and advances and provisions for NPAs are made as per the local regulations or as per the norms of RBI, whichever is more prudent.

3.5 Advances are net of specific loan loss provisions, unrealised interest, ECGC claims received and bills rediscounted.

3.6 For restructured/rescheduled assets, provisions are made in accordance with the guidelines issued by the RBI, which require that the difference between the fair value of the loan/advances before and after restructuring is provided for, in addition to provision for the respective loans/advances. The Provision for Diminution in Fair Value (DFV) and interest sacrifice, if any, arising out of the above, is reduced from advances.

3.7 In the case of loan accounts classified as NPAs, an account may be reclassified as a performing asset if it conforms to the guidelines prescribed by the regulators.

3.8 Amounts recovered against debts written off in earlier years are recognized as revenue in the year of recovery.

3.9 In addition to the specific provision on NPAs, general provisions are also made for standard assets as per extant RBI Guidelines. These

provisions are reflected in Schedule 5 of the Balance Sheet under the head "Other Liabilities & Provisions – Others" and are not considered for arriving at the Net NPAs.

3.10 The Bank also makes additional provisions on specific non-performing assets.

3.11 Appropriation of recoveries in NPAs are made in order of priority as under :

- a) Charges, Costs, Commission etc.
- b) Unrealised Interest/Interest
- c) Principal

However, in Compromise and Resolution/Settlement through National Company Law Tribunal (NCLT) cases, the recoveries are appropriated as per the terms of respective compromise/ resolution/ settlement. In case of suit filed accounts, recovery is appropriated as per directives of respective courts.

4. Floating Provisions & Countercyclical Provisioning Buffer:

The Bank has a policy for creation and utilisation of Countercyclical Provisioning Buffer in good times as well as for Floating Provisions separately for advances, investments and general purposes. The quantum of Countercyclical Provisioning Buffer and Floating Provisions to be created is assessed at the end of the financial year. These provisions are utilised only for contingencies under extra ordinary circumstances specified in the policy with prior permission of Reserve Bank of India.

5. Provision for Country Exposure for Banking Entities:

In addition to the specific provisions held according to the asset classification status, provisions are also made for individual country exposures (other than the home country). Countries are categorised into seven risk categories, namely, insignificant, low, moderate, high, very high, restricted and off-credit and provisioning made as per extant RBI guidelines. If the country exposure (net) of the Bank in respect of each country does not exceed 1% of the total funded assets, no provision is maintained on such country exposures. The provision is reflected in Schedule 5 of the Balance Sheet under the "Other Liabilities & Provisions – Others".

6. Derivatives:

6.1 The Bank enters in derivative contracts, such as foreign currency options, interest rate swaps, currency swaps, cross currency interest rate swaps and forward rate agreements to hedge on-Balance Sheet/off-Balance Sheet assets and liabilities or for trading purposes. The swap contracts entered to hedge on-Balance Sheet assets and liabilities are structured in such a way that they bear an opposite and offsetting impact with the underlying on-Balance Sheet items. The impact of such derivative instruments is correlated with the movement of the underlying assets and accounted in accordance with the principles of hedge accounting.

6.2 Derivative contracts classified as hedge are recorded on accrual basis. Hedge contracts are not marked to market unless the underlying assets/liabilities are also marked to market.

6.3 Except as mentioned above, all other derivative contracts are marked to market as per the Generally Accepted Accounting Practices prevalent in the industry. In respect of derivative contracts that are marked to market, changes in the market value are recognized in the Profit and Loss Account in the period of change. Any receivable under derivative contracts, which remain overdue for more than 90 days, are reversed through Profit and Loss Account to "Suspense Account - Crystallised Receivables". In cases where the derivative contracts provide for more settlement in future and if the derivative contract is not terminated on the overdue receivables remaining unpaid for 90 days, the positive MTM pertaining to future receivables is also reversed from Profit and Loss Account to "Suspense Account - Positive MTM".

6.4 Option premium paid or received is recorded in Profit and Loss Account at the expiry of the option. The balance in the premium received on options sold and premium paid on options bought is considered to arrive at Mark to Market value for forex Over the Counter (OTC) options.

6.5 Exchange Traded Derivatives entered in for trading purposes are valued at prevailing market rates based on rates given by the Exchange and the resultant gains and losses are recognized in the Profit and Loss Account.

SCHEDULES

forming part of the Consolidated Balance Sheet & Profit and Loss Account for the year ended 31st March 2023

7. Fixed Assets Depreciation and Amortisation:

7.1 Fixed Assets are carried at cost less accumulated depreciation/amortisation except for freehold premises carried at revalued amount, being fair value at the date of revaluation less accumulated depreciation, as stated otherwise.

7.2 Cost includes cost of purchase and all expenditure such as site preparation, installation costs and professional fees incurred on the asset before it is put to use. Subsequent expenditure(s) incurred on the assets put to use are capitalised only when it increases the future benefits from such assets or their functioning capability. The fixed assets in domestic offices/entities are depreciated at straight-line method based on useful life of the assets states as under:

Sr. No.	Description of Fixed Assets	Useful life
1.	Computers	3 years
2.	Computer Software forming an integral part of the computer hardware	3 years
3.	Computer Software which does not form an integral part of Computer hardware and cost of Software Development	3 years
4.	Automated Teller Machine/ Cash Deposit Machine/ Coin Dispenser/ Coin Vending Machine	5 years
5.	Server	4 years
6.	Network Equipment	5 years
7.	<u>Other major fixed assets:</u>	
	Premises	60 years
	Vehicles	5 years
	Safe Deposit Lockers	20 years
	Furniture & Fixtures	10 years

7.3 In respect of assets acquired during the year for domestic operations, depreciation is charged on proportionate basis for the number of days assets have been put to use during the year.

7.4 Assets costing less than ₹1,000 each are charged off in the year of purchase.

7.5 In respect of leasehold premises, the lease premium, if any, is amortised over the period of lease (except for premises and land on perpetual lease) and Lease payments for assets taken on

Operating lease are recognized as expense in the Profit & Loss account over the lease term on straight line basis.

7.6 In respect of fixed assets held at foreign offices/entities, depreciation is provided as per the regulations/norms of the respective countries.

7.7 The Bank revalue freehold immovable assets at every three years. The increase in Net Book Value of the asset due to revaluation is credited to the Revaluation Reserve Account without routing through the Profit and Loss Account. Additional Depreciation on the revalued asset is charged to the Profit and Loss Account and appropriated from the Revaluation Reserves to General Reserve. The revalued asset is depreciated over the balance useful life of the asset as assessed at the time of revaluation.

8. Leases:

The asset classification and provisioning norms applicable to advances, as laid down in Para 3 above, are applied to financial leases also.

9. Impairment of Assets:

Fixed Assets are reviewed for impairment whenever events or changes in circumstances warrant that the carrying amount of an asset may not be recoverable. Recoverability of assets to be held and used is measured by a comparison of the carrying amount of an asset to future Net Discounted Cash Flows expected to be generated by the asset. If such assets are impaired, the impairment to be recognized is measured by the amount by which the carrying amount of the asset exceeds the fair value of the asset.

10. Effect of changes in the foreign exchange rate:

10.1 Foreign Currency Transactions

i. Foreign currency transactions are recorded on initial recognition in the reporting currency by applying to the foreign currency amount the exchange rate between the reporting currency and the foreign currency on the date of transaction.

ii. Foreign currency monetary items are reported using the Foreign Exchange Dealers Association of India (FEDAI) closing (spot/forward) rates.

- iii. Foreign currency non-monetary items, which are carried at historical cost, are reported using the exchange rate on the date of the transaction.
 - iv. Contingent liabilities denominated in foreign currency are reported using the FEDAI closing spot rates.
 - v. Outstanding foreign exchange spot and forward contracts held for trading are revalued at the exchange rates notified by FEDAI for specified maturities, and the resulting Profit or Loss is recognized in the Profit and Loss Account.
 - vi. Foreign exchange forward contracts which are not intended for trading and are outstanding on the Balance Sheet date, are re-valued at the closing spot rate. The premium or discount arising at the inception of such a forward exchange contract is amortised as expense or income over the life of the contract.
 - vii. Exchange differences arising on the settlement of monetary items at rates different from those at which they were initially recorded are recognized as income or as expense in the period in which they arise.
 - viii. Gains/Losses on account of changes in exchange rates of open position in currency futures trades are settled with the exchange clearing house on daily basis and such gains/losses are recognized in the Profit and Loss Account.
- ii. Income and expenditure of non-integral foreign operations are translated at quarterly average closing rates notified by FEDAI.
 - iii. Exchange differences arising on investment in non-integral foreign operations are accumulated in Foreign Currency Translation Reserve until the disposal of the investment.
 - iv. The Assets and Liabilities of foreign offices/ subsidiaries /joint ventures in foreign currency (other than local currency of the foreign offices/ subsidiaries/ joint ventures) are translated into local currency using spot rates applicable to that country on the Balance Sheet date.

b) Integral Operations:

- i. Foreign currency transactions are recorded on initial recognition in the reporting currency by applying to the foreign currency amount the exchange rate between the reporting currency and the foreign currency on the date of transaction.
- ii. Monetary foreign currency assets and liabilities of integral foreign operations are translated at closing (Spot/Forward) exchange rates notified by FEDAI at the Balance Sheet date and the resulting Profit/Loss is included in the Profit and Loss Account. Contingent Liabilities are translated at Spot rate.
- iii. Foreign currency non-monetary items which are carried at historical cost are reported using the exchange rate on the date of the transaction.

10.2 Foreign Operations:

Foreign Branches/ Subsidiaries/ Joint Ventures of the Bank and Offshore Banking Units (OBU) have been classified as Non-integral Operations and Representative Offices have been classified as Integral Operations.

a) Non-integral Operations:

- i. Both monetary and non-monetary foreign currency assets and liabilities including contingent liabilities of non-integral foreign operations are translated at closing exchange rates notified by FEDAI at the Balance Sheet date.

11. Employee Benefits:

11.1 Short Term Employee Benefits:

The undiscounted amounts of short-term employee benefits, such as medical benefits, which are expected to be paid in exchange for the services rendered by employees are recognized during the period when the employee renders the service.

SCHEDULES

forming part of the Consolidated Balance Sheet & Profit and Loss Account for the year ended 31st March 2023

11.2 Long-Term Employee Benefits:

i. Defined Benefit Plans :

- a) SBI operates a Provident Fund scheme. All eligible employees are entitled to receive benefits under the Bank's Provident Fund scheme. SBI contributes monthly at a determined rate (currently 10% of employee's basic pay plus eligible allowance). These contributions are remitted to a Trust established for this purpose and are charged to Profit and Loss Account. SBI recognizes such annual contributions as an expense in the year to which it relates, Shortfall, if any, is provided for based on actuarial valuation.

SBI Life Insurance Company Limited makes contribution towards provident fund, a defined benefit retirement plan. The provident fund is administered by the trustees of the SBI Life Insurance Company Limited Employees PF Trust. The contribution paid or payable under the schemes is charged to the Profit and Loss Account during the period in which the employee renders the related service. Further, an actuarial valuation is conducted annually by an independent actuary to recognize the deficiency, if any, in the interest payable on the contributions as compared to the interest liability as per the statutory rate.

- b) The group entities operate separate Gratuity schemes, which are defined benefit plans. The group entities provide for gratuity to all eligible employees. The benefit is in the form of lump sum payments to vested employees on retirement or on death while in employment, or on termination of employment, for an amount equivalent to 15 days basic salary payable for each completed year of service, subject to the cap prescribed by the Statutory Authorities. Vesting occurs upon completion of five years of service. SBI makes periodic contributions to a fund

administered by Trustees based on an independent external actuarial valuation carried out annually.

- c) SBI provides for pension to all eligible employees. The benefit is in the form of monthly payments as per rules to vested employees on retirement or on death while in employment, or on termination of employment. Vesting occurs at different stages as per rules. SBI makes monthly contribution to the Pension Fund at 10% of salary in terms of SBI Employees' Pension Fund Regulations. The pension liability is reckoned based on an independent actuarial valuation carried out annually and SBI makes such additional contributions periodically to the Fund as may be required to secure payment of the benefits under the Pension Fund Regulations.
- d) The cost of providing defined benefits is determined using the projected unit credit method, with actuarial valuations being carried out at each Balance Sheet date. Actuarial gains/losses are immediately recognized in the Profit and Loss and are not deferred.

ii. Defined Contribution Plans:

SBI operates a New Pension Scheme (NPS) for all officers/employees joining SBI on or after 1st August 2010, which is a defined contribution plan, such new joinees not being entitled to become members of the existing SBI Pension Scheme. As per the scheme, the covered employees contribute 10% of their basic pay plus dearness allowance to the scheme together with SBI's contribution at 14% of basic pay plus dearness allowance. Pending completion of registration procedures of the employees concerned, these contributions are retained as deposits in SBI and earn interest at the same rate as that of the current account of Provident Fund balance. SBI recognizes such annual contributions and interest as an expense in

the year to which they relate. Upon receipt of the Permanent Retirement Account Number (PRAN), the consolidated contribution amounts are transferred to the NPS Trust.

iii) Other Long-Term Employee benefits:

- a) All eligible employees of the Group are eligible for compensated absences, silver jubilee award, leave travel concession, retirement award and resettlement allowance. The cost of such long-term employee benefits are internally funded by the group entities.
- b) The cost of providing other long-term benefits is determined using the projected unit credit method with actuarial valuations being carried out at each Balance Sheet date. Past service cost, if any, is immediately recognized in the Profit and Loss and is not deferred.

11.3 Employee benefits relating to employees employed at foreign offices/entities are valued and accounted for as per the respective local laws/regulations.

12. Segment Reporting:

The Group recognizes the business segment as the primary reporting segment and geographical segment as the secondary reporting segment in accordance with the RBI guidelines and in compliance with the Accounting Standard 17 issued by Institute of Chartered Accountants of India.

13. Taxes on income:

Income tax expense is the aggregate amount of current tax, deferred tax and fringe benefit tax expense incurred by the Group. The current tax expense and deferred tax expense are determined in accordance with the provisions of the Income Tax Act, 1961 and as per Accounting Standard 22 – “Accounting for Taxes on Income” respectively after considering taxes paid at the foreign offices, which are based on the tax laws of respective jurisdiction. Deferred Tax adjustments comprises of changes in the deferred tax assets or liabilities during the year. Deferred tax assets and liabilities are recognized by considering the impact of timing differences between taxable income and

accounting income for the current year and carry forward losses.

Deferred tax assets and liabilities are measured using tax rates and tax laws that have been enacted or substantively enacted at the Balance Sheet date. The impact of changes in deferred tax assets and liabilities is recognized in the profit and loss account. Deferred tax assets are recognized and re-assessed at each reporting date, based upon management’s judgement as to whether their realisation is considered as reasonably certain. Deferred Tax Assets are recognized on carry forward of unabsorbed depreciation and tax losses only if there is virtual certainty supported by convincing evidence that such deferred tax assets can be realised against future profits.

In Consolidated Financial Statement, income tax expenses are the aggregate of the amounts of tax expense appearing in the separate financial statements of the parent and its subsidiaries/joint ventures, as per their applicable laws.

14. Earnings per Share:

14.1 The Bank reports basic and diluted earnings per share in accordance with AS 20 – “Earnings per Share” issued by the ICAI. Basic Earnings per Share are computed by dividing the Net Profit after Tax for the year attributable to equity shareholders (other than minority) by the weighted average number of equity shares outstanding for the year.

14.2 Diluted Earnings per Share reflect the potential dilution that could occur if securities or other contracts to issue equity shares were exercised or converted during the year. Diluted Earnings per Share are computed using the weighted average number of equity shares and dilutive potential equity shares outstanding at year end.

15. Provisions, Contingent Liabilities and Contingent Assets:

15.1 In conformity with AS 29, “Provisions, Contingent Liabilities and Contingent Assets”, issued by the Institute of Chartered Accountants of India, the Group recognizes provisions only when it has a present obligation because of a past event and would result in a probable outflow of resources embodying economic benefits will be required to

SCHEDULES

forming part of the Consolidated Balance Sheet & Profit and Loss Account for the year ended 31st March 2023

settle the obligation, and when a reliable estimate of the amount of the obligation can be made.

15.2 No provision is recognized for

- i. any possible obligation that arises from past events and the existence of which will be confirmed only by the occurrence or non-occurrence of one or more uncertain future events not wholly within the control of the group entities; or
- ii. any present obligation that arises from past events but is not recognized because
 - a) it is not probable that an outflow of resources embodying economic benefits will be required to settle the obligation; or
 - b) a reliable estimate of the amount of obligation cannot be made.

Such obligations are recorded as Contingent Liabilities. These are assessed at regular intervals and only that part of the obligation for which an outflow of resources embodying economic benefits is probable, is provided for, except in the extremely rare circumstances where no reliable estimate can be made.

15.3 Provision for reward points in relation to the debit card holders of SBI is being provided for on actuarial estimates.

15.4 Provisions for onerous contracts are recognized when the expected benefits to be derived by the Bank from a contract are lower than the unavoidable costs of meeting the future obligations under the contract. The provision is measured at the present value of the lower of the expected cost of terminating the contract and the expected net cost of continuing with the contract. Before a provision is established, the Bank recognizes any

impairment loss on the assets associated with that contract.

15.5 Contingent Assets are not recognized in the financial statements.

16. Bullion Transactions:

SBI imports bullion including precious metal bars on a consignment basis for selling to its customers. The imports are typically on a back-to-back basis and are priced to the customer based on price quoted by the supplier. SBI earns a fee on such bullion transactions. The fee is classified under commission income. SBI also accepts deposits and lends gold, which is treated as deposits/advances as the case may be with the interest paid/received classified as interest expense/income. Gold Deposits, Metal Loan Advances and closing Gold Balances are valued at available Market Rate as on the date of Balance Sheet.

17. Special Reserves:

Revenue and other Reserve include Special Reserve created under Section 36(i)(viii) of the Income Tax Act, 1961. The Board of Directors of the Bank has passed a resolution approving creation of the reserve and confirming that it has no intention to make withdrawal from the Special Reserve.

18. Share Issue Expenses:

Share issue expenses are charged to the Share Premium Account.

19. Cash and cash equivalents:

Cash and cash equivalents include Cash and Balances with RBI, Balances with Banks and money at call and short notice.

SCHEDULE 18 - NOTES TO ACCOUNTS:

1. List of Subsidiaries/ Joint Ventures/ Associates considered for preparation of consolidated financial statements:

1.1 The 27 Subsidiaries, 8 Joint ventures (including Jio Payments Bank Ltd. up to 22nd January 2023) and 19 Associates including 14 Regional Rural Banks from/up to respective dates of merger/exit during the year (which along with State Bank of India, the parent, constitute the Group), considered in the preparation of the consolidated financial statements, are:

A. Subsidiaries:

Sr. No.	Name of the Subsidiary	Country of incorporation	Group's Stake (%)	
			Current Year	Previous Year
1.	SBI Capital Markets Ltd.	India	100.00	100.00
2.	SBICAP Securities Ltd.	India	100.00	100.00
3.	SBICAP Trustee Company Ltd.	India	100.00	100.00
4.	SBICAP Ventures Ltd.	India	100.00	100.00
5.	SBICAP (Singapore) Ltd. (up to 30.11.2022)	Singapore	100.00	100.00
6.	SBI DFHI Ltd.	India	72.17	72.17
7.	SBI Global Factors Ltd.	India	100.00	86.18
8.	SBI Infra Management Solutions Pvt. Ltd. (up to 30.09.2022)	India	100.00	100.00
9.	SBI Mutual Fund Trustee Company Pvt. Ltd.	India	100.00	100.00
10.	SBI Payment Services Pvt. Ltd.®	India	74.00	74.00
11.	SBI Pension Funds Pvt. Ltd.	India	92.51	92.52
12.	State Bank Operations Support Services Pvt. Ltd. (w.e.f. 26.07.2022)	India	100.00	-
13.	SBI Life Insurance Company Ltd.	India	55.45	55.48
14.	SBI General Insurance Company Ltd.	India	69.95	69.96
15.	SBI Cards and Payment Services Ltd.	India	68.98	69.20
16.	SBI-SG Global Securities Services Pvt. Ltd.®	India	65.00	65.00
17.	SBI Funds Management Ltd.®	India	62.53	62.59
18.	SBI Funds Management (International) Private Ltd.®	Mauritius	62.53	62.59
19.	Commercial Indo Bank Llc , Moscow	Russia	100.00	60.00
20.	SBI Canada Bank	Canada	100.00	100.00
21.	State Bank of India (California)	USA	100.00	100.00
22.	State Bank of India (UK) Limited	UK	100.00	100.00
23.	State Bank of India Servicos Limitada	Brazil	100.00	100.00
24.	SBI (Mauritius) Ltd.	Mauritius	96.60	96.60
25.	PT Bank SBI Indonesia	Indonesia	99.56	99.34
26.	Nepal SBI Bank Ltd.	Nepal	55.00	55.00
27.	Nepal SBI Merchant Banking Limited	Nepal	55.00	55.00

®Represents companies which are jointly controlled entities in terms of the shareholders' agreement. However, the same are consolidated as subsidiaries in accordance with AS 21 "Consolidated Financial Statements" as SBI's holding in these companies exceeds 50%.

SCHEDULES

forming part of the Consolidated Balance Sheet & Profit and Loss Account for the year ended 31st March 2023

B. Joint Ventures:

Sr. No.	Name of the Joint Venture	Country of Incorporation	Group's Stake (%)	
			Current Year	Previous Year
1.	C - Edge Technologies Ltd.	India	49.00	49.00
2.	SBI Macquarie Infrastructure Management Pvt. Ltd.	India	45.00	45.00
3.	SBI Macquarie Infrastructure Trustee Pvt. Ltd.	India	45.00	45.00
4.	Macquarie SBI Infrastructure Management Pte. Ltd.	Singapore	45.00	45.00
5.	Macquarie SBI Infrastructure Trustee Ltd.	Bermuda	45.00	45.00
6.	Oman India Joint Investment Fund – Management Company Pvt. Ltd.	India	50.00	50.00
7.	Oman India Joint Investment Fund – Trustee Company Pvt. Ltd.	India	50.00	50.00
8.	Jio Payments Bank Ltd. (up to 22.01.2023)	India	-*	30.00

* From 23.01.2023, Jio Payments Bank Ltd. becomes an associate of SBI.

C. Associates:

Sr. No.	Name of the Associate	Country of Incorporation	Group's Stake (%)	
			Current Year	Previous Year
1.	Andhra Pradesh Grameena Vikas Bank	India	35.00	35.00
2.	Arunachal Pradesh Rural Bank	India	35.00	35.00
3.	Chhattisgarh Rajya Gramin Bank	India	35.00	35.00
4.	Ellaquai Dehati Bank	India	35.00	35.00
5.	Madhyanchal Gramin Bank	India	35.00	35.00
6.	Meghalaya Rural Bank	India	35.00	35.00
7.	Mizoram Rural Bank	India	35.00	35.00
8.	Nagaland Rural Bank	India	35.00	35.00
9.	Saurashtra Gramin Bank	India	35.00	35.00
10.	Utkal Grameen Bank	India	35.00	35.00
11.	Uttarakhand Gramin Bank	India	35.00	35.00
12.	Jharkhand Rajya Gramin Bank	India	35.00	35.00
13.	Rajasthan Marudhara Gramin Bank	India	35.00	35.00
14.	Telangana Grameena Bank	India	35.00	35.00
15.	The Clearing Corporation of India Ltd.	India	20.05	20.05
16.	Yes Bank Ltd.	India	26.14	30.00
17.	Bank of Bhutan Ltd.	Bhutan	20.00	20.00
18.	Investec Capital Services (India) Private Limited	India	19.70	19.70
19.	Jio Payments Bank Ltd. (w.e.f. 23.01.2023)	India	23.02	-

a) Pursuant to exercise of options under the approved Employee Stock Option Plan (ESOP), following group entities have issued equity shares to their eligible employees:-

- i) SBI Cards and Payment Services Limited has allotted 29,01,900 equity shares of ₹10 each during the year ended 31st March 2023. Consequently, the stake of SBI in SBI Cards and Payment Services Limited has reduced from 69.20% to 68.98%.

- ii) SBI Life Insurance Company Limited has allotted 5,24,197 equity shares of ₹10 each during the year ended 31st March 2023. Consequently, the stake of SBI in SBI Life Insurance Company Limited has reduced from 55.48% to 55.45%.
 - iii) SBI Funds Management Limited has allotted 4,18,641 equity shares of ₹1 each during the year ended 31st March 2023. Consequently, the stake of SBI in SBI Funds Management Limited has reduced from 62.59% to 62.53% and the stake of SBI Group in SBI Funds Management (International) Private Limited and SBI Pension Funds Private Limited has reduced from 62.59% and 92.52% to 62.53% and 92.51% respectively.
 - iv) SBI General Insurance Company Limited has allotted 30,000 equity shares of ₹10 each during the year ended 31st March 2023. Consequently, the stake of SBI in SBI General Insurance Company Limited has reduced from 69.96% to 69.95%.
 - v) Yes Bank Limited has allotted 36,66,651 equity shares of ₹2 each during the year ended 31st March 2023.
- b) State Bank Operations Support Services Pvt. Ltd. has been incorporated on 26th July 2022 as a wholly-owned subsidiary. The Company provides operation support services for Agriculture/MSME and other Micro Loans including activities permissible to business correspondents, to the Bank which will help to improve the customer connect and business focus of the branches of the Bank.
- c) During the year ended 31st March 2023, SBI has acquired additional stake in the following:
- i) 13.82% stake in SBI Global Factors Limited making it a wholly-owned subsidiary.
 - ii) 40.00% stake in Commercial Indo Bank LLC, Moscow making it a wholly-owned subsidiary.
- d) During the year ended 31st March 2023, SBI has infused an additional capital of ₹530.49 Crore in PT Bank SBI Indonesia, a subsidiary. Consequently, SBI's stake has increased from 99.34% to 99.56%.
- e) During the year ended 31st March 2023, SBI's stake has reduced in the following entities:
- i) Yes Bank Ltd., an associate, has allotted 369,61,55,702 equity shares on preferential basis to other investors. Consequently, SBI's stake has reduced from 30.00% to 26.14%.
 - ii) Jio Payments Bank Ltd., a joint venture, has offered right issue of its equity shares in which SBI did not participate. Consequently, SBI's stake has reduced from 30.00% to 23.02% and Jio Payments Bank Ltd. becomes an associate of SBI.
- f) SBICAP (Singapore) Limited, a wholly-owned step-down subsidiary of SBI has been dissolved on 30th November 2022.
- g) SBI Infra Management Solutions Private Limited, wholly-owned subsidiary of SBI has been under liquidation from FY 2021-22 and full provision for its investment has been made during the quarter ended 30th September 2022. Accordingly, it has been excluded from consolidation in preparation of Consolidated Financial Statements from 1st October 2022.
- h) SBI Home Finance Ltd., an associate in which the Group is having 26% stake, is under liquidation and therefore, not being considered for consolidation in preparation of Consolidated Financial Statements as per Accounting Standard 21.
- i) As SBI Foundation is a Not-for-Profit Company [incorporated under Section 7(2) of Companies Act, 2013], SBI Foundation is not being considered for consolidation in preparation of Consolidated Financial statements as per Accounting Standard 21.
- 1.2** The consolidated financial statements for the financial year 2022-23 of the Group include unaudited financial statements of one subsidiary (SBI Canada Bank) & one associate (Bank of Bhutan Ltd.) the results of which are not material.

SCHEDULES

forming part of the Consolidated Balance Sheet & Profit and Loss Account for the year ended 31st March 2023

2. Disclosures as per Accounting Standards

2.1 Accounting Standard 5 - "Net Profit or Loss for the Period, Prior Period Items and Changes in Accounting Policies"

- During the year, there were no material prior period income/expenditure items.
- There is no change in the Significant Accounting Policies adopted during the Financial Year 2022-2023 as compared to those followed in the previous Financial Year 2021-2022.

2.2 Accounting Standard - 15 "Employee Benefits":

2.2.1 Defined Benefit Plans

2.2.1.1 Employee's Pension Plans and Gratuity Plans

The following table sets out the status of the Defined Benefit Pension Plans and Gratuity Plan as required under AS 15 (Revised 2005):

(₹ in Crore)

Particulars	Pension Plans		Gratuity Plans	
	Current Year	Previous Year	Current Year	Previous Year
Change in the present value of the defined benefit obligation				
Opening defined benefit obligation at 1 st April 2022	1,46,124.99	1,25,806.37	13,035.01	13,727.65
Current Service Cost	972.83	914.92	499.72	499.18
Interest Cost	10,740.19	8,680.64	943.85	933.40
Past Service Cost (Vested Benefit)	-	11,124.14	-	8.35
Liability pertains to outgoing Joint Venture	-	-	(0.27)	-
Actuarial losses/(gains)	9,824.44	9,789.06	66.56	46.35
Benefits paid	(4,848.06)	(4,926.71)	(1,785.10)	(2,179.92)
Direct Payment by SBI	(5,848.13)	(5,263.43)	-	-
Closing defined benefit obligation at 31st March 2023	1,56,966.26	1,46,124.99	12,759.77	13,035.01
Change in Plan Assets				
Opening fair value of plan assets at 1 st April 2022	1,30,590.73	1,06,445.86	11,222.46	11,210.84
Expected Return on Plan assets	9,598.42	7,344.76	812.65	762.11
Contributions by employer	2,171.59	22,163.77	1,486.86	1,504.26
Expected Contribution by the employees	0.10	-	-	-
Benefits Paid	(4,848.06)	(4,926.71)	(1,785.10)	(2,179.92)
Actuarial Gains/(Losses) on plan assets	(4,364.24)	(436.95)	(339.00)	(74.83)
Closing fair value of plan assets at 31st March 2023	1,33,148.54	1,30,590.73	11,397.87	11,222.46
Reconciliation of present value of the obligation and fair value of the plan assets				
Present Value of funded obligation at 31 st March 2023	1,56,966.26	1,46,124.99	12,759.77	13,035.01
Fair Value of plan assets at 31 st March 2023	1,33,148.54	1,30,590.73	11,397.87	11,222.46
Deficit/(Surplus)	23,817.72	15,534.26	1,361.90	1,812.55
Unrecognized Past Service Cost (Vested) Closing Balance	-	-	-	-
Unrecognized Transitional Liability Closing Balance	-	-	-	-
Net Liability/(Asset)	23,817.72	15,534.26	1,361.90	1,812.55

(₹ in Crore)

Particulars	Pension Plans		Gratuity Plans	
	Current Year	Previous Year	Current Year	Previous Year
Amount Recognised in the Balance Sheet				
Liabilities	1,56,966.26	1,46,124.99	12,759.77	13,035.01
Assets	1,33,148.54	1,30,590.73	11,397.87	11,222.46
Net Liability/(Asset) recognized in Balance Sheet	23,817.72	15,534.26	1,361.90	1,812.55
Unrecognized Past Service Cost (Vested) Closing Balance	-	-	-	-
Unrecognized Transitional Liability Closing Balance	-	-	-	-
Net Liability/(Asset)	23,817.72	15,534.26	1,361.90	1,812.55
Net Cost recognized in the profit and loss account				
Current Service Cost	972.83	914.92	499.72	499.18
Interest Cost	10,740.19	8,680.64	943.85	933.40
Expected return on plan assets	(9,598.42)	(7,344.76)	(812.65)	(762.11)
Expected Contributions by the employees	(0.10)	-	-	-
Past Service Cost (Amortised) Recognised	-	-	-	-
Past Service Cost (Vested Benefits) Recognised	-	11,124.14	-	8.35
Net Actuarial Losses/(Gains) recognized during the year	14,188.68	10,226.01	405.56	121.18
Total costs of defined benefit plans included in Schedule 16 "Payments to and provisions for employees"	16,303.18	23,600.95	1,036.48	800.00
Reconciliation of expected return and actual return on Plan Assets				
Expected Return on Plan Assets	9,598.42	7,344.76	812.65	762.11
Actuarial Gains/(Losses) on Plan Assets	(4,364.24)	(436.95)	(339.00)	(74.83)
Actual Return on Plan Assets	5,234.18	6,907.81	473.65	687.28
Reconciliation of opening and closing net liability/ (asset) recognized in Balance Sheet				
Opening Net Liability/(Asset) as at 1 st April 2022	15,534.26	19,360.51	1,812.55	2,516.81
Expenses as recognized in profit and loss account	16,303.18	23,600.95	1,036.48	800.00
Paid by SBI Directly	(5,848.13)	(5,263.43)	-	-
Debited to Other Provision	-	-	-	-
Recognised in Reserve	-	-	-	-
Liability pertaining to outgoing Joint Venture	-	-	(0.27)	-
Employer's Contribution	(2,171.59)	(22,163.77)	(1,486.86)	(1,504.26)
Net liability/(Asset) recognized in Balance Sheet	23,817.72	15,534.26	1,361.90	1,812.55

SCHEDULES

forming part of the Consolidated Balance Sheet & Profit and Loss Account for the year ended 31st March 2023

Investments under Plan Assets of Gratuity Fund & Pension Fund as on 31st March 2023 are as follows:

Category of Assets	Pension Fund	Gratuity Fund
	% of Plan Assets	% of Plan Assets
Central Govt. Securities	19.11%	18.50%
State Govt. Securities	35.14%	34.21%
Debt Securities, Money Market Securities and Bank Deposits	30.85%	28.50%
ETF and Mutual Funds	11.61%	10.67%
Insurer Managed Funds	1.17%	6.12%
Others	2.12%	2.00%
Total	100.00%	100.00%

Principal actuarial assumptions:

Particulars	Pension Plans	
	Current year	Previous year
Discount Rate	7.53%	7.35%
Expected Rate of return on Plan Asset	7.53%	7.35%
Salary Escalation Rate	6.00%	5.80%
Pension Escalation Rate	2.00%	1.60%
Attrition Rate	2.00%	2.00%

Particulars	Gratuity Plans	
	Current year	Previous year
Discount Rate	7.48%	7.27%
Expected Rate of return on Plan Asset	7.48%	7.27%
Salary Escalation Rate	6.00%	5.80%
Attrition Rate	2.00%	2.00%

The expected contribution to the Pension and Gratuity fund for the next year is ₹2,200.00 Crore and ₹1,852.10 Crore respectively.

In case of SBI, as the plan assets are marked to market on the basis of the yield curve derived from government securities, the expected rate of return has been kept the same as the discount rate.

The estimates of future salary growth, factored in actuarial valuation, take account of inflation, seniority, promotion and other relevant factors such as supply and demand in the employment market. Such estimates are very long-term and are not based on limited past experience/ immediate future. Empirical evidence also suggests that in the very long-term, consistent high salary growth rates are not possible. The said estimates and assumptions have been relied upon by the auditors.

With a view to further strengthen the Pension Fund, it was decided to upwardly revise some of the assumptions.

2.2.1.2 Employees Provident Fund

Actuarial valuation carried out in respect of interest shortfall in Provident Fund Trust shows "Nil" liability, hence no provision is made in FY2022-23.

The following table sets out the status of Provident Fund as per the actuarial valuation by the independent Actuaries:

(₹ in Crore)

Particulars	Provident Fund	
	Current Year	Previous Year
Change in the present value of the defined benefit obligation		
Opening defined benefit obligation at 1 st April 2022	37,507.53	35,946.22
Current Service Cost	1,519.50	1,527.66
Interest Cost	2,825.03	2,976.21
Employee Contribution (including VPF)	2,038.86	2,037.09
Actuarial losses/(gains)	1.00	150.44
Benefits paid	(4,753.75)	(5,130.09)
Closing defined benefit obligation at 31 st March 2023	39,138.17	37,507.53
Change in Plan Assets		
Opening fair value of Plan Assets as at 1 st April 2022	38,426.83	37,036.39
Expected Return on Plan Assets	2,820.87	2,976.21
Contributions	3,558.36	3,564.74
Provision for loss on maturity of non-performing investment	-	-
Benefits Paid	(4,753.75)	(5,130.09)
Actuarial Gains/(Loss) on plan Assets	70.40	(20.42)
Closing fair value of plan assets as at 31 st March 2023	40,122.71	38,426.83
Reconciliation of present value of the obligation and fair value of the plan assets		
Present Value of Funded obligation at 31 st March 2023	39,138.17	37,507.53
Fair Value of Plan assets at 31 st March 2023	40,122.71	38,426.83
Deficit/(Surplus)	(984.54)	(919.30)
Net Asset not recognized in Balance Sheet	984.54	919.30
Net Cost recognized in the profit and loss account		
Current Service Cost	1,519.50	1,527.66
Interest Cost	2,825.03	2,976.21
Expected return on plan assets	(2,820.87)	(2,976.21)
Interest shortfall reversed	-	-
Total costs of defined benefit plans included in Schedule 16 "Payments to and provisions for employees"	1,523.66	1,527.66
Reconciliation of opening and closing net liability/ (asset) recognized in Balance Sheet		
Opening Net Liability as at 1 st April 2022	-	-
Expense as above	1,523.66	1,527.66
Employer's Contribution	(1,523.66)	(1,527.66)
Net Liability/(Asset) Recognised in the Balance Sheet	-	-

SCHEDULES

forming part of the Consolidated Balance Sheet & Profit and Loss Account for the year ended 31st March 2023

Investments under Plan Assets of Provident Fund as on 31st March 2023 are as follows:

Category of Assets	Provident Fund	
	% of Plan Assets	
Central Govt. Securities	28.31%	
State Govt. Securities	31.70%	
Debt Securities, Money Market Securities and Bank Deposits	30.23%	
ETF and Mutual Funds	6.83%	
Others	2.93%	
Total	100.00%	

Principal actuarial assumptions

Particulars	Provident Fund	
	Current year	Previous year
Discount Rate	7.48%	7.27%
Guaranteed Return	8.10%	8.50%
Attrition Rate	2.00%	2.00%
Salary Escalation	6.00%	5.80%

- i) There is a guaranteed return applicable to liability under SBI Employees Provident Fund which shall not be lower of either:
 - a) one half percent above the average standard rate (adjusted up or down to the interest one quarter per cent) quoted by SBI for new deposits fixed for twelve months in the preceding year (ending on the preceding the 31st day of March); or
 - b) three percent per annum, subject to approval of Executive Committee.
- ii) The rules of the SBI Life Insurance Company Ltd.'s Provident Fund administered by a Trust require that if the Board of Trustees are unable to pay interest at the rate declared for Employees' Provident Fund by the Government under para 60 of the Employees' Provident Fund Scheme, 1952 for the reason that the return on investment is less or for any other reason, then the deficiency shall be made good by the Company.

2.2.2 Defined Contribution Plans

2.2.2.1 Employees Provident Fund

An amount of ₹48.57 Crore (Previous Year ₹56.65 Crore) is contributed towards the Provident Fund Scheme by the group (excluding the entities covered in Note 2.2.1.2) and is included under the head "Payments to and provisions for employees" in Profit and Loss Account.

2.2.2.2 Defined Contribution Pension Scheme

SBI has a Defined Contribution Pension Scheme (DCPS) applicable to all categories of officers and employees joining SBI on or after 1st August 2010. The Scheme is managed by NPS Trust under the aegis of the Pension Fund Regulatory and Development Authority. National Securities Depository Limited has been appointed as the Central Record Keeping Agency for the NPS. During FY2022-23, SBI has contributed ₹1,296.27 Crore (Previous Year ₹1,177.54 Crore).

2.2.2.3 The following amount is provided by the group (excluding SBI) towards Defined Contribution Plans:

(₹ in Crore)

Sr. No.	Long-Term Employees' Benefits	Current Year	Previous Year
1.	Employee Pension Scheme under PF Act	37.39	35.53
2.	National Pension System	16.84	7.92
3.	Others	13.25	10.40
Total		67.48	53.85

2.2.3 Long-Term Employee Benefits (Unfunded Obligation):
2.2.3.1 Accumulating Compensated Absences (Privilege Leave)

The following table sets out the status of Accumulating Compensated Absences (Privilege Leave) as per Actuarial valuation by independent Actuaries:

(₹ in Crore)

Particulars	Accumulating Compensated Absences (Privilege Leave)	
	Current Year	Previous Year
Change in the present value of the defined benefit obligation		
Opening defined benefit obligation at 1 st April 2022	10,381.62	8,190.87
Current Service Cost	330.20	458.65
Interest Cost	754.41	558.35
Liability pertains to outgoing Joint Venture	(0.19)	-
Actuarial losses/(gains)	749.41	2,571.66
Benefits paid	(1,137.13)	(1,397.91)
Closing defined benefit obligation at 31 st March 2023	11,078.32	10,381.62
Net Cost recognized in the profit and loss account		
Current Service Cost	330.20	458.65
Interest Cost	754.41	558.35
Actuarial (Gain)/Losses	749.41	2,571.66
Total costs of defined benefit plans included in Schedule 16 "Payments to and provisions for employees"	1,834.02	3,588.66
Reconciliation of opening and closing net liability/(asset) recognized in Balance Sheet		
Opening Net Liability as at 1 st April 2022	10,381.62	8,190.87
Expense as above	1,834.02	3,588.66
Liability pertains to outgoing Joint Venture	(0.19)	-
Employer's Contribution	-	-
Benefit paid directly by the Employer	(1,137.13)	(1,397.91)
Net Liability/(Asset) recognized in the Balance Sheet	11,078.32	10,381.62

SCHEDULES

forming part of the Consolidated Balance Sheet & Profit and Loss Account for the year ended 31st March 2023

Principal actuarial assumptions:

Particulars	Current Year	Previous Year
Discount Rate	7.48%	7.27%
Salary Escalation	6.00%	5.80%
Attrition Rate	2.00%	2.00%

Accumulating Compensated Absences (Privilege Leave) (excluding the entities covered in above table)

An amount of ₹45.39 Crore (Previous Year ₹32.19 Crore) is provided by the group (excluding the entities covered in above table) towards Privilege Leave (Encashment) including leave encashment at the time of retirement and is included under the head "Payments to and provisions for employees" in Profit and Loss Account.

2.2.3.2 Other Long-Term Employee Benefits

Amount of ₹28.68 Crore (Previous Year ₹114.39 Crore) is provided by the group towards Other Long-Term Employee Benefits viz. Leave Travel and Home Travel Concession (Encashment/Availment), Silver Jubilee/Long-Term Service Award, Resettlement Expenses on Superannuation and Retirement Award and is included under the head "Payments to and provisions for employees" in Profit and Loss Account.

2.2.4 The employee benefits listed above are in respect of the employees of the Group based in India. The employees of the foreign operations are not covered in the above schemes.

2.3 Accounting Standard- 17 "Segment Reporting":

2.3.1 Segment identification

A) Primary (Business Segment)

The following are the Primary Segments of the Group:

- Treasury
- Corporate/Wholesale Banking
- Retail Banking
- Insurance Business
- Other Banking Business

The present accounting and information system of the Group does not support capturing and extraction of the data in respect of the above segments separately. However, based on the present internal, organisational and management reporting structure and the nature of their risk and returns, the data on the Primary Segments have been computed as under:

- a) **Treasury:** The Treasury Segment includes the entire investment portfolio and trading in foreign exchange contracts and derivative contracts. The revenue of the treasury segment primarily consists of fees and gains or losses from trading operations and interest income on the investment portfolio.
- b) **Corporate/Wholesale Banking:** The Corporate/Wholesale Banking segment comprises the lending activities of Corporate Accounts Group, Commercial Clients Group and Stressed Assets Resolution Group. These include providing loans and transaction services to corporate and institutional clients and further include non-treasury operations of foreign offices/entities.
- c) **Retail Banking:** The Retail Banking Segment comprises of retail branches, which primarily includes Personal Banking activities including lending activities to corporate customers having banking relations with these branches. This segment also includes agency business and ATMs

d) Insurance Business: The Insurance Business Segment comprises of the results of SBI Life Insurance Co. Ltd. and SBI General Insurance Co. Ltd.

e) Other Banking Business: Segments not classified under (a) to (d) above are classified under this primary segment. This segment also includes the operations of all the Non-Banking Subsidiaries/Joint Ventures other than SBI Life Insurance Co. Ltd. and SBI General Insurance Co. Ltd. of the group.

B) Secondary (Geographical Segment):

a) Domestic Operations - Branches, Subsidiaries and Joint Ventures having operations in India.

b) Foreign Operations - Branches, Subsidiaries and Joint Ventures having operations outside India and offshore banking units having operations in India.

C) Pricing of Inter-segmental Transfers

The Retail Banking segment is the primary resource mobilising unit. The Corporate/Wholesale Banking and Treasury segments are recipient of funds from Retail Banking. Market related Funds Transfer Pricing (MRFTP) is followed under which a separate unit called Funding Centre has been created. The Funding Centre notionally buys funds that the business units raise in the form of deposits or borrowings and notionally sell funds to business units engaged in creating assets.

D) Allocation of Revenue, Expenses, Assets and Liabilities

Expenses of parent incurred at Corporate Centre establishments directly attributable either to Corporate/Wholesale and Retail Banking Operations or to Treasury Operations segment, are allocated accordingly. Expenses not directly attributable are allocated on the basis of the ratio of number of employees in each segment/ratio of directly attributable expenses.

The Group has certain common assets and liabilities, which cannot be attributed to any segment, and the same are treated as unallocated.

SCHEDULES

forming part of the Consolidated Balance Sheet & Profit and Loss Account for the year ended 31st March 2023

2.3.2 Segment Information

Part A: Primary (Business) Segments:

Business Segment	Treasury	Corporate/ Wholesale Banking	Retail Banking		Total	Insurance Business	Other Banking Operations	Total
			Digital Banking	Other Retail Banking				
Revenue (before exceptional item)	1,01,804.55	1,00,160.24	3,766.65	1,63,755.15	1,67,521.80	86,451.82	21,144.92	4,77,083.33
	(99,649.80)	(75,675.43)			(1,38,896.25)	(76,586.87)	(16,726.04)	(4,07,534.39)
Unallocated Revenue								1,861.43
								(3,155.89)
Less: Inter Segment Revenue								5,566.62
								(3,717.19)
Total Revenue								4,73,378.14
								(4,06,973.09)
Result (before exceptional items)	8,986.94	29,488.58	4,841.14	28,688.65	33,529.79	2,144.03	5,683.39	79,832.73
	(13,055.52)	(27,037.39)			(12,333.19)	(1,904.29)	(5,022.31)	(59,352.70)
Add: Exceptional items								-
								(- 7,418.39)
Result (after exceptional items)								79,832.73
								(51,934.31)
Unallocated Income(+)/ Expenses(-) net								-4,434.17
								(- 2,195.68)
Profit/(Loss) Before Tax								75,398.56
								(49,738.63)
Taxes								18,840.13
								(13,382.46)
Extraordinary Profit								-
								(-)
Net Profit/(Loss) before share in profit in Associates and Minority Interest								56,558.43
								(36,356.17)
Add: Share in Profit in Associates								1,191.45
								(827.01)
Less: Minority Interest								2,101.71
								(1,809.30)
Net Profit/(Loss) for the Group								55,648.17
								(35,373.88)
Other Information:								
Segment Assets	16,68,038.09	15,16,712.53	53,547.82	22,63,602.63	23,17,150.45	3,28,479.47	75,611.18	59,05,991.72
	(16,11,406.25)	(13,26,995.56)			(20,27,135.23)	(2,85,210.54)	(58,894.25)	(53,09,641.83)
Unallocated Assets								48,426.60
								(51,241.70)
Total Assets								59,54,418.32
								(53,60,883.53)
Segment Liabilities	15,04,440.73	14,82,813.40	4,90,828.11	15,82,465.81	20,73,293.92	3,12,350.22	54,507.60	54,27,405.87
	(14,56,533.68)	(12,93,294.16)			(18,65,708.05)	(2,70,570.71)	(41,562.93)	(49,27,669.53)
Unallocated Liabilities								1,68,081.13
								(1,27,625.95)
Total Liabilities								55,95,487.00
								(50,55,295.48)

(i) Income/Expenses are for the whole year. Assets/Liabilities are as at March 31, 2023.

(ii) Figures within brackets are for previous year.

Part B: Secondary (Geographic) Segments

(₹ in Crore)

	Domestic		Foreign		Total	
	Current Year	Previous Year	Current Year	Previous Year	Current Year	Previous Year
Revenue (before exceptional items) #	4,49,068.78	3,95,564.85	24,309.36	11,408.24	4,73,378.14	4,06,973.09
Net Profit #	48,467.92	31,153.99	7,180.25	4,219.89	55,648.17	35,373.88
Assets *	52,80,381.11	47,74,622.21	6,74,037.21	5,86,261.32	59,54,418.32	53,60,883.53
Liabilities *	49,31,129.80	44,77,321.28	6,64,357.20	5,77,974.20	55,95,487.00	50,55,295.48

#For the year ended 31st March 2023.

*As at 31st March 2023.

As per RBI Circular DOR. AUT.REC.12/22.01.001/2022-23 dated 7th April 2022, for the purpose of disclosure under Accounting Standard 17 Segment Reporting "Digital Banking" has been identified as a sub-segment under the "Retail Banking Segment".

2.4 Accounting Standard-18 "Related Party Disclosures":
2.4.1 Related Parties to the Group:
A. JOINT VENTURES:

1. C - Edge Technologies Ltd.
2. SBI Macquarie Infrastructure Management Pvt. Ltd.
3. SBI Macquarie Infrastructure Trustee Pvt. Ltd.
4. Macquarie SBI Infrastructure Management Pte. Ltd.
5. Macquarie SBI Infrastructure Trustee Ltd.
6. Oman India Joint Investment Fund – Management Company Pvt. Ltd.
7. Oman India Joint Investment Fund – Trustee Company Pvt. Ltd.
8. Jio Payments Bank Limited (up to 22.01.2023)

B. ASSOCIATES:
i) Regional Rural Banks

1. Andhra Pradesh Grameena Vikas Bank
2. Arunachal Pradesh Rural Bank
3. Chhattisgarh Rajya Gramin Bank
4. Ellaquai Dehati Bank
5. Madhyanchal Gramin Bank
6. Meghalaya Rural Bank
7. Mizoram Rural Bank
8. Nagaland Rural Bank
9. Saurashtra Gramin Bank
10. Utkal Grameen Bank
11. Uttarakhand Gramin Bank
12. Jharkhand Rajya Gramin Bank
13. Rajasthan Marudhara Gramin Bank
14. Telangana Grameena Bank

SCHEDULES

forming part of the Consolidated Balance Sheet & Profit and Loss Account for the year ended 31st March 2023

ii) Others

1. The Clearing Corporation of India Ltd.
2. Bank of Bhutan Ltd.
3. Yes Bank Ltd.
4. Investec Capital Services (India) Private Limited
5. Jio Payments Bank Limited (w.e.f. 23.01.2023)
6. SBI Home Finance Ltd. (under liquidation)

C. KEY MANAGEMENT PERSONNEL OF SBI:

1. Shri Dinesh Kumar Khara, Chairman
2. Shri Challa Sreenivasulu Setty, Managing Director
3. Shri Ashwani Bhatia, Managing Director (up to 31.05.2022)
4. Shri Swaminathan Janakiraman, Managing Director
5. Shri Ashwini Kumar Tewari, Managing Director
6. Shri Alok Kumar Choudhary, Managing Director (w.e.f. 07.06.2022)

2.4.2 Related Parties with whom transactions were entered into during the year:

No disclosure is required in respect of related parties, which are "State controlled Enterprises" as per paragraph 9 of Accounting Standard (AS) 18. Further, in terms of paragraph 5 of AS 18, transactions in the nature of Banker-Customer relationship have not been disclosed including those with Key Management Personnel and relatives of Key Management Personnel.

2.4.3 Transactions and Balances:

(₹ in Crore)

Particulars	31 st March 2023			31 st March 2022		
	Associates/ Joint Ventures	Key Management Personnel & their relatives	Total	Associates/ Joint Ventures	Key Management Personnel & their relatives	Total
Outstanding as at	31st March 2023			31st March 2022		
Borrowings	-	-	-	-	-	-
Deposit	4,943.47	-	4,943.47	834.90	-	834.90
Other Liabilities	68.52	-	68.52	11.66	-	11.66
Balance with Banks and Money at call and short notice	0.25	-	0.25	0.39	-	0.39
Advance	1,007.14	-	1,007.14	856.50	-	856.50
Investment	8,032.79	-	8,032.79	10,667.36	-	10,667.36
Other Assets	271.97	-	271.97	307.17	-	307.17
Non-fund commitments (LCs/BGs)	22.53	-	22.53	-	-	-
Maximum outstanding	During FY 2022-23			During FY 2021-22		
Borrowings	-	-	-	-	-	-
Deposit	5,271.03	-	5,271.03	1,352.93	-	1,352.93
Other Liabilities	68.56	-	68.56	14.60	-	14.60
Balance with Banks and Money at call and short notice	2.72	-	2.72	636.41	-	636.41
Advance	1,152.51	-	1,152.51	2,218.52	-	2,218.52
Investment	11,063.92	-	11,063.92	12,817.93	-	12,817.93
Other Assets	527.57	-	527.57	487.67	-	487.67
Non-fund commitments (LCs/BGs)	22.53	-	22.53	2,935.10	-	2,935.10

(₹ in Crore)

Particulars	During FY 2022-23			During FY 2021-22		
	Associates/ Joint Ventures	Key Management Personnel & their relatives	Total	Associates/ Joint Ventures	Key Management Personnel & their relatives	Total
During the year						
Interest Income	116.66	-	116.66	213.01	-	213.01
Interest expenditure	80.69	-	80.69	31.48	-	31.48
Income earned by way of dividend	21.37	-	21.37	21.90	-	21.90
Other Income	3.80	-	3.80	6.18	-	6.18
Other expenditure	30.97	-	30.97	24.16	-	24.16
Profit/(loss) on sale of land/building and other assets	0.91	-	0.91	(0.83)	-	(0.83)
Management contracts	-	2.21	2.21	-	1.63	1.63

There are no materially significant related party transactions during the year.

2.5 Accounting Standard-19 "Leases":

2.5.1 Finance Leases

Assets taken on Financial Leases on or after 1st April 2001:

The details of financial leases are given below:

Particulars	(₹ in Crore)	
	As at 31.03.2023	As at 31.03.2022
Total Minimum lease payments outstanding		
Less than 1 year	75.21	66.04
1 to 5 years	233.10	140.00
5 years and above	49.63	56.83
Total	357.94	262.87
Interest Cost payable		
Less than 1 year	21.95	11.61
1 to 5 years	38.63	20.83
5 years and above	7.97	11.75
Total	68.55	44.19
Present value of minimum lease payments payable		
Less than 1 year	53.26	54.43
1 to 5 years	194.47	119.17
5 years and above	41.66	45.08
Total	289.39	218.68

SCHEDULES

forming part of the Consolidated Balance Sheet & Profit and Loss Account for the year ended 31st March 2023

2.5.2 Operating Lease

Premises taken on operating lease are given below:

Operating leases primarily comprise office premises and staff residences, which are renewable at the option of the group entities.

Liability for Premises taken on Non-Cancellable operating lease are given below:

(₹ in Crore)

Particulars	As at 31.03.2023	As at 31.03.2022
Not later than 1 year	126.19	172.58
Later than 1 year and not later than 5 years	272.86	279.17
Later than 5 years	163.27	183.89
Total	562.32	635.64

Amount of lease payments recognized in the Profit & Loss Account for the year is ₹4,376.74 Crore (Previous Year ₹4,134.88 Crore).

2.6 Accounting Standard - 20 "Earnings per Share":

The Bank reports basic and diluted earnings per equity share in accordance with Accounting Standard 20 - "Earnings per Share". "Basic earnings" per share is computed by dividing consolidated net profit/ (loss) after tax (other than minority) by the weighted average number of equity shares outstanding during the year.

Particulars	Current Year	Previous Year
Basic and diluted		
Number of Equity Shares outstanding at the beginning of the year	892,46,11,534	892,46,11,534
Number of Equity Shares issued during the year	400	Nil
Number of Equity Shares outstanding at the end of the year	892,46,11,934	892,46,11,534
Weighted average number of equity shares used in computing basic earnings per share	892,46,11,707	892,46,11,534
Weighted average number of shares used in computing diluted earnings per share	892,46,11,707	892,46,11,534
Net Profit/(Loss) for the Group (₹ in Crore)	55,648.17	35,373.88
Basic earnings per share (₹)	62.35	39.64
Diluted earnings per share (₹)	62.35	39.64
Nominal value per share (₹)	1.00	1.00

2.7 Accounting Standard-22 "Accounting for Taxes on Income":

- During the year, ₹4,342.79 Crore has been credited to Profit and Loss Account (Previous Year ₹520.09 Crore debited) on account of deferred tax.
- The breakup of deferred tax assets and liabilities into major items is given below:

(₹ in Crore)

Particulars	As at 31.03.2023	As at 31.03.2022
Deferred Tax Assets (DTA)		
Provision for long term employee Benefits	9,166.98	6,619.13
Provision for advances	6,484.72	5,093.33
Provision for Other Assets/Other Liability	3,736.75	3,650.06
On Accumulated Losses	48.47	37.38
On Foreign Currency Translation Reserve	1,686.01	982.69
Depreciation on Fixed Assets	394.58	305.20
DTAs on account of FOs of SBI	476.14	409.56
Others	259.90	189.94
Total	22,253.55	17,287.29

(₹ in Crore)

Particulars	As at 31.03.2023	As at 31.03.2022
Deferred Tax Liabilities (DTL)		
Depreciation on Fixed Assets	43.77	41.80
Interest accrued but not due on securities	6,599.00	6,546.58
Special Reserve created u/s 36(1)(viii) of Income Tax Act, 1961	4,467.14	3,950.60
DTLs on account of FOs of SBI	0.01	2.56
Others	11.05	6.21
Total	11,120.97	10,547.75
Net Deferred Tax Assets/(Liabilities)	11,132.58	6,739.54

iii) SBI had exercised the option of lower tax rate permitted under Section 115BAA of the Income-tax Act, 1961 as introduced by the Taxation Laws (Amendment) Act, 2019 from the financial year 2019-20 onwards.

2.8 Accounting Standard - 28 "Impairment of Assets":

In the opinion of the Management, there is no impairment to the non-monetary assets during the year.

2.9 Accounting Standard - 29 "Provisions, Contingent Liabilities and Contingent Assets"

➤ Provisions and contingencies recognized in Profit and Loss Account:

The breakup of provisions is given in the table below:

(₹ in Crore)

Sr. No.	Break up of "Provisions and Contingencies" shown under head Expenditure in Profit and loss account	Current Year	Previous Year
a)	Provision for Taxation		
	- Current Tax	23,182.65	12,859.32
	- Deferred Tax Asset created	(4,342.79)	520.09
	- (Write Back)/Additional Provision of Income Tax	0.27	3.05
b)	Provision on Non-Performing Assets	10,873.29	15,902.01
c)	Provision on Restructured Assets	(46.41)	(56.11)
d)	Provision on Standard Assets	5,641.50	4,581.82
e)	Provision for Depreciation on Investments	1,483.88	3,471.78
f)	Other Provisions	232.02	2,777.19
	Total	37,024.41	40,059.15

(Figures in brackets indicate credit)

➤ Floating provisions:

(₹ in Crore)

Sr. No.	Particulars	Current Year	Previous Year
a)	Opening Balance	193.75	193.75
b)	Addition during the year	-	-
c)	Draw down during the year	-	-
d)	Closing balance	193.75	193.75

SCHEDULES

forming part of the Consolidated Balance Sheet & Profit and Loss Account for the year ended 31st March 2023

➤ Description of contingent liabilities (AS-29):

Sr. No.	Particulars	Brief Description
1.	Claims against the Group not acknowledged as debts	The Group is a party to various proceedings in the normal course of business. It does not expect the outcome of these proceedings to have a material adverse effect on the Group's financial conditions, results of operations or cash flows. The Group is also a party to various taxation matters in respect of which appeals are pending.
2.	Liability on partly paid-up investments/Venture Funds	This item represents amounts remaining unpaid towards liability for partly paid investments. This also includes undrawn commitments for Venture Capital Funds.
3.	Liability on account of outstanding forward exchange contracts	The Group enters into foreign exchange contracts in its normal course of business to exchange currencies at a pre-fixed price at a future date. Forward exchange contracts are commitments to buy or sell foreign currency at a future date at the contracted rate. The notional amounts are recorded as contingent liabilities. With respect to the transactions entered into with its customers, the Group generally enters into off-setting transactions in the interbank market. This results in generation of a higher number of outstanding transactions, and hence a large value of gross notional principal of the portfolio, while the net market risk is lower.
4.	Guarantees given on behalf of constituents, acceptances, endorsements and other obligations	As a part of its commercial banking activities, the Group issues documentary credits and guarantees on behalf of its customers. Documentary credits enhance the credit standing of the customers of the Group. Guarantees generally represent irrevocable assurances that the Bank will make payment in the event of the customer failing to fulfil its financial or performance obligations.
5.	Other items for which the Group is contingently liable	The Group enters into currency options, forward rate agreements, currency swaps and interest rate swaps with inter-Bank participants on its own account and for customers. Currency swaps are commitments to exchange cash flows by way of interest/principal in one currency against another, based on predetermined rates. Interest rate swaps are commitments to exchange fixed and floating interest rate cash flows. The notional amounts that are recorded as Contingent Liabilities, are typically amounts used as a benchmark for the calculation of the interest component of the contracts. Further, these also include estimated amount of contracts remaining to be executed on capital account and not provided for, letter of comforts issued by SBI on behalf of Associates & Subsidiaries, SBI's Liability under Depositors Education and Awareness Fund A/c and other sundry contingent liabilities.

The contingent liabilities mentioned above are dependent upon the outcome of court/ arbitration/ out of court settlements, disposal of appeals, the amount being called up, terms of contractual obligations, development and raising of demand by concerned parties, as the case may be.

➤ Movement of provisions against contingent liabilities:

The movement of provisions against contingent liabilities given in the table below:

(₹ in Crore)			
Sr. No.	Particulars	Current Year	Previous Year
a)	Opening Balance	3,669.17	3,435.01
b)	Additions during the year	143.99	438.44
c)	Amount utilised during the year	86.65	7.43
d)	Unused amount reversed during the year	611.18	196.85
e)	Closing balance	3,115.33	3,669.17

3. Inter-Bank/Company balances between group entities are being reconciled on an ongoing basis and there is no material effect on the profit and loss account of the current year.
4. No disclosure on divergence in asset classification and provisioning for NPAs is required by SBI with respect to RBI's supervisory process for the year ended 31st March 2022, based on the conditions mentioned in RBI circular No. DOR.ACC.REC.No.74/21.04.018/2022-23 dated 11th October 2022.

5. **Counter Cyclical Provisioning Buffer (CCPB)**

RBI vide Circular No. DOR.STR.REC.10/21.04.048/2021-22 dated 5th May 2021 on 'Utilisation of Floating Provisions/Counter Cyclical Provisioning Buffer' has allowed the banks, to utilise up to 100 percent of CCPB held by them as on 31st December 2020, for making specific provisions for Non-Performing Assets (NPAs) as per the policy approved by the Bank's Board of Directors.

During the year, SBI has not utilised the CCPB for making specific provision for NPAs.

6. SBI has made a provision of ₹2,490.00 Crore for the year ended 31st March 2023 towards arrears of wages due for revision w.e.f. 1st November 2022.
7. Pursuant to the revision in family pension payable to employees of the Bank covered under 11th Bi-Partite settlement and Joint Note dated 11th November 2020, SBI had provided for the entire additional liability of ₹7,418.39 Crore in the Profit and Loss Account for the year ended 31st March 2022. The same had been disclosed as an exceptional item.

There is no unamortized expenditure in the Balance Sheet on account of Family Pension Scheme.

8. The COVID-19 pandemic across the globe resulted in decline in economic activities and movement in financial markets. In this situation, SBI geared up to meet the challenges and has been evaluating the situation on an ongoing basis and had proactively provided against the challenges of likely stress on the SBI's assets. SBI's management is not expecting any significant impact on SBI's liquidity or profitability.
9. During the year ended 31st March 2023, SBI has revalued freehold immovable properties (earlier revalued in financial year 2019-2020) based on valuation reports obtained from external independent valuers and the closing balance of Revaluation Reserve as on 31st March 2023 (net of amount transferred to General Reserve) is ₹27,756.26 Crore (Previous Year ₹23,377.87 Crore).
10. In SBI Life Insurance Company Ltd. and SBI General Insurance Company Ltd., the actuarial valuation of liabilities in respect of life insurance policies in force, life insurance policies in respect of which premium has been discontinued but liability exists as at 31st March 2023, Claims Incurred But Not Reported (IBNR) and Claims Incurred But Not Enough Reported (IBNER) are determined by the Appointed Actuary based on guidelines and norms issued by the Insurance Regulatory Development Authority of India ("IRDAI"/"Authority") and the Institute of Actuaries of India in concurrence with the Authority.
11. The investments of life and general insurance subsidiaries have been accounted for in accordance with the IRDAI guidelines instead of restating the same in accordance with the accounting policy followed by SBI. The investments of insurance subsidiaries constitute approximately 16.39% (Previous Year 15.33%) of the total investments as on 31st March 2023.
12. The Central Board of SBI has declared a dividend of ₹11.30 per share @ 1130% for the year ended 31st March 2023.
13. In accordance with RBI circular DBOD NO.BP.BC.42/21.01.02/2007-08, redeemable preference shares (if any) are treated as liabilities and the coupon payable thereon is treated as interest.

SCHEDULES

forming part of the Consolidated Balance Sheet & Profit and Loss Account for the year ended 31st March 2023

14. In accordance with current RBI guidelines, the general clarification issued by ICAI has been considered in the preparation of the consolidated financial statements. Accordingly, additional statutory information disclosed in separate financial statements of the parent and its subsidiaries having no bearing on the true and fair view of the consolidated financial statements and also the information pertaining to the items which are not material have not been disclosed in the consolidated financial statements in view of the Accounting Standard Interpretation issued by ICAI.
15. Previous year figures have been regrouped/reclassified, wherever necessary, to conform to current year classification. In cases where disclosures have been made for the first time in terms of RBI guidelines/Accounting Standards, previous year's figures have not been mentioned.

Shri Alok Kumar Choudhary
Managing Director
(Retail Business & Operations)

Shri Ashwini Kumar Tewari
Managing Director
(Risk, Compliance & SARG)

Shri Swaminathan J.
Managing Director
(Corporate Banking &
Subsidiaries)

Shri Challa Sreenivasulu Setty
Managing Director
(International Banking, Global
Markets & Technology)

In terms of our Report of even date
For K C Mehta & Co LLP
Chartered Accountants
Firm Regn. No. 106237W/W100829

Shri Dinesh Kumar Khara
Chairman

Shri Chirag Bakshi
Partner
Membership No. 047164

Place: Mumbai
Date: 18th May 2023

(000s omitted)

Particulars	Year ended 31 st March 2023 (Current Year) ₹	Year ended 31 st March 2022 (Previous Year) ₹
Cash Flow from Operating Activities		
Net Profit/(Loss) before taxes (including share in profit from associates and net of minority interest)	74488,30,41	48756,34,30
Adjustments for:		
Depreciation on Fixed Assets	3695,59,86	3691,27,00
(Profit)/Loss on sale of Fixed Assets (Net)	29,03,16	16,40,47
(Profit)/Loss on revaluation of Investments (Net)	4922,60,98	445,73,69
(Profit) on sale of Investments in Subsidiaries/ Joint Ventures/ Associates	-	(9,74,32)
Loss on sale of Investments in Subsidiaries/ Joint Ventures/ Associates	-	-
Provision for diminution in fair value & Non-Performing Assets	10826,88,16	15845,89,97
Provision on Standard Assets	5641,50,51	4581,81,42
Provision on non-performing Investments	1483,87,59	3471,78,80
Other Provisions including provision for contingencies	232,01,48	2777,18,33
Share in Profit of Associates	(1191,45,21)	(827,01,33)
Dividend from Associates	(2,66,25)	(3,19,50)
Interest charged on Capital Instruments	6543,73,06	5587,88,74
	106669,43,75	84334,37,57
Adjustments for:		
Increase/(Decrease) in Deposits	381124,90,62	372079,35,89
Increase/(Decrease) in Borrowings other than Capital Instruments	54584,07,36	11807,87,55
(Increase)/Decrease in Investments other than Investment in Subsidiaries/ Joint Ventures/ Associates	(141597,38,45)	(183899,64,02)
(Increase)/Decrease in Advances	(484653,00,71)	(309322,91,48)
Increase/(Decrease) in Other Liabilities	75713,73,97	86464,26,64
(Increase)/Decrease in Other Assets	(60531,72,28)	5255,82,79
	(68689,95,74)	66719,14,94
Tax refund/(Taxes paid)	(17323,72,22)	(9024,30,30)
Net Cash Generated from/(used in) Operating Activities	(A) (86013,67,96)	57694,84,64
Cash Flow from Investing Activities		
Purchase of Shares in Subsidiaries/ Joint Ventures/ Associates	-	(582,76,40)
Sale of Shares in Subsidiaries/ Joint Ventures/ Associates	-	2,22,96
Profit on sale of Investments in Subsidiaries/ Joint Ventures/ Associates	-	9,74,32
(Loss) on sale of Investments in Subsidiaries/ Joint Ventures/ Associates	-	-
Dividend from Associates	2,66,25	3,19,50
(Increase) in Fixed Assets	(4671,02,13)	(3305,26,01)
Decrease in Fixed Assets	627,38,98	254,34,31
Net Cash Generated from/(used in) Investing Activities	(B) (4040,96,90)	(3618,51,32)

State Bank of India

Consolidated Cash Flow Statement for the year ended 31st March 2023

(000s omitted)

Particulars	Year ended 31 st March 2023 (Current Year) ₹	Year ended 31 st March 2022 (Previous Year) ₹
Cash Flow from Financing Activities		
Proceeds from issue of Equity shares including share premium (Net of share issue expenses)	64	-
Issue of Capital Instruments	19533,09,26	14074,00,00
Redemption of Capital Instruments	(2125,00,00)	(10518,30,00)
Interest paid on Capital Instruments	(6324,62,56)	(5411,00,89)
Dividend paid	(6336,72,16)	(3569,84,46)
Dividend tax paid by Subsidiaries/Joint Ventures	(1,22,83)	(86,64)
Increase/(Decrease) in Minority Interest	1640,85,85	1581,50,62
Net Cash Generated from/(used in) Financing Activities (C)	6386,38,20	(3844,51,37)
Effect of Exchange Fluctuation on Translation Reserve (D)	3075,05,46	966,26,65
Net Increase/(Decrease) in Cash and Cash Equivalents (A+B+C+D)	(80593,21,20)	51198,08,60
Cash and Cash Equivalents as at 1st April	398905,12,17	347707,03,57
Cash and Cash Equivalents as at 31st March	318311,90,97	398905,12,17
Note:		
1 Components of Cash & Cash Equivalents as at:	31.03.2023	31.03.2022
Cash & Balances with Reserve Bank of India	247321,04,97	318492,43,01
Balances with Banks and money at call & short notice	70990,86,00	80412,69,16
Total	318311,90,97	398905,12,17

2 Cash Flow from operating activities is reported by using indirect method.

Shri Alok Kumar Choudhary
Managing Director
(Retail Business & Operations)

Shri Ashwini Kumar Tewari
Managing Director
(Risk, Compliance & SARG)

Shri Swaminathan J.
Managing Director
(Corporate Banking &
Subsidiaries)

Shri Challa Sreenivasulu Setty
Managing Director
(International Banking, Global
Markets & Technology)

In terms of our Report of even date
For K C Mehta & Co LLP
Chartered Accountants
Firm Regn. No. 106237W/W100829

Shri Dinesh Kumar Khara
Chairman

Shri Chirag Bakshi
Partner
Membership No. 047164

Place: Mumbai
Date: 18th May 2023

To,
The Board of Directors,
State Bank of India,
 State Bank Bhavan,
 Madam Cama Road,
 Mumbai.

Report on Audit of the Consolidated Financial Statements

Opinion

1. We have audited the accompanying Consolidated Financial Statements of State Bank of India ("the Bank") which comprise the Consolidated Balance Sheet as at 31st March 2023, the Consolidated Profit and Loss Account and Consolidated Cash Flow Statement for the year then ended, and Notes to Consolidated Financial Statements including a summary of Significant Accounting Policies and other explanatory information which includes:
 - a) Audited Standalone Financial Statements of the Bank which have been Audited by all the twelve Statutory Central Auditors including us;
 - b) Audited Financial Statements of 26 Subsidiaries, 8 Jointly Controlled Entities (includes Financial Statements of Jio Payments Bank Ltd. upto 22nd January 2023) and 18 Associates (includes Financial Statements of Jio Payments Bank Ltd. from 23rd January 2023 and including 14 Regional Rural Banks) audited by other Auditors; and (listed in Annexure A);
 - c) Un-audited Financial Statements of 1 Subsidiary and 1 Associate (listed in Annexure A).

The above entities together with the Bank are referred to as the 'Group'.

In our opinion and to the best of our information and according to the explanations given to us, and based on our consideration of the reports of other auditors on separate financial statements of subsidiaries, jointly controlled entities and associates, the unaudited financial statements and the other financial information

of subsidiaries as furnished by the management, the aforesaid Consolidated Financial Statements are in conformity with accounting principles generally accepted in India and give:

- a) true and fair view in case of the Consolidated Balance Sheet, of the State of Affairs of the Group as at 31st March 2023;
- b) true balance of profit in case of Consolidated Profit & Loss Account for the year ended on that date; and
- c) true and fair view in case of Consolidated Cash Flow Statement for the year ended on that date.

Basis for Opinion

2. We conducted our audit in accordance with the Standards on Auditing (SAs) issued by the Institute of Chartered Accountants of India (the ICAI). Our responsibilities under those Standards are further described in the Auditor's Responsibilities for the Audit of the Consolidated Financial Statements section of our report. We are independent of the Group in accordance with the code of ethics issued by the ICAI together with ethical requirements that are relevant to our audit of the Consolidated Financial Statements, and we have fulfilled our other ethical responsibilities in accordance with these requirements and the code of ethics. We believe that the audit evidence we have obtained is sufficient and appropriate to provide a basis for our opinion.

Key Audit Matters

3. Key Audit Matters are those matters that in our professional judgement were of most significance in our audit of the Consolidated Financial Statements for the year ended 31st March 2023. These matters were addressed in the context of our audit of the Consolidated Financial Statements as a whole and in forming our opinion thereon and we do not provide a separate opinion on these matters. We have determined the matters described below to be the Key Audit Matters of the Bank to be communicated in our report:

Independent Auditors' Report

Sr. No.	Key Audit Matters	How the matter was addressed in our audit
Key Audit matters reported in standalone financial statements of the Bank:		
i.	<p>Classification of Advances, Income Recognition, Identification of and provisioning for non-performing Advances (Refer Schedule 9 read with Note 3 of Schedule 17 to the financial statements):</p> <p>Advances include Bills purchased and discounted, Cash credits, Overdrafts, Loans repayable on demand and Term loans. These are further categorised as secured by Tangible assets (including advances against Book Debts), covered by Bank/Government Guarantees and Unsecured advances.</p> <p>Advances constitute 58.45% of the Bank's total assets. They are, inter-alia, governed by income recognition, asset classification and provisioning (IRAC) norms and other circulars and directives issued by the RBI from time to time which provides guidelines related to classification of Advances into performing and non-performing Advances (NPA) except in case of foreign offices, classification of advances and provisioning thereof is made as per local regulations or RBI guidelines, whichever is more stringent. The Bank classifies these Advances based on IRAC norms as per its accounting policy No. 3.</p> <p>Identification of performing and non-performing Advances involves establishment of proper mechanism. The Bank accounts for all the transactions related to Advances in its Information Technology System (IT System) viz. Core Banking Solution (CBS) which identifies whether the advances are performing or non-performing.</p> <p>The bank is in the continuous process to upgrade existing & implement new IT applications in various areas of its business operations, including income recognition and asset classification in terms of RBI Circular Ref.No. Dos. CO. PPG./SEC.03/11.01.005/2020-21 dated 14th September 2020. These applications require detailed testing, verifications and UAT before final implementation. The financial impact pending such implementation is not likely to be material as per the management.</p> <p>Further, NPA classification and calculation of provision (except in case of foreign offices) is done through another IT System viz. Centralised Credit Data Processing (CCDP) Application Software and other processes.</p> <p>The carrying value of these advances (net of provisions) may be materially misstated if, either individually or in aggregate, the IRAC norms are not properly followed.</p>	<p>Our audit approach towards advances with reference to the IRAC norms and other related circulars/directives issued by the RBI and also internal policies and procedures of the Bank includes the testing of controls on sample basis,</p> <ol style="list-style-type: none"> a. The accuracy of the data input in the system for income recognition, classification into performing and non performing Advances and provisioning in accordance with the IRAC norms in respect of the branches audited by us; b. Existence and effectiveness of monitoring mechanisms such as Internal Audit, Systems Audit, Credit Audit and Concurrent Audit as per the policies and procedures of the Bank; c. Examination of advances including stressed advances on a sample basis with respect to compliance with the RBI Master Circulars / Guidelines/ Judicial pronouncements; d. We have relied on the reports of IT System Audit by IAD with respect to the business logics / parameters inbuilt in CBS and CCDP for tracking, identification and stamping of NPAs and provisioning in respect thereof. e. We tested the mapping of advances in the CCDP application software and the financial statement preparation software to ensure compliance with the presentation and disclosure requirements as per the aforesaid RBI Circulars/directions. f. We have examined the efficacy of various internal controls over advances to determine the nature, timing and extent of the substantive procedures and compliance with the observations of the various audits conducted as per the monitoring mechanism of the Bank and RBI Inspection. g. In carrying out substantive procedures at the branches audited by us, we have examined large advances/ stressed advances while other advances have been examined on a sample basis including review of valuation reports of independent valuers provided by the Bank's management. h. We assessed and evaluated the process of identification of NPAs and corresponding reversal of income and creation of provision; i. Reliance is also placed on Audit Reports of other Statutory Branch Auditors with whom we have also made specific communication.



Sr. No.	Key Audit Matters	How the matter was addressed in our audit
	<p>Considering the nature of the transactions, regulatory requirements, existing business environment, estimation/judgement involved in valuation of securities and calculation of provisions, it is a matter of high importance for the intended users of the Standalone Financial Statements. Considering these aspects, we have determined this as a Key Audit Matter.</p> <p>Accordingly, our audit was focused on income recognition, asset classification and provisioning pertaining to advances due to the materiality of the balances.</p>	<p>j. Bank has laid down detailed Standard Operating Procedure to ensure control over processes. We have relied on these Standard Operating Procedures and have conducted our testing based on these Standard Operating Procedures.</p>
ii.	<p>Classification and Valuation of Investments, Identification of and provisioning for Non-Performing Investments (Schedule 8 read with Note 2 of Schedule 17 to the financial statements):</p> <p>Investments include investments made by the Bank in various Government Securities, Bonds, Debentures, Shares, Security receipts and other approved securities.</p> <p>Investments constitute 28.69% of the Bank's total assets. These are governed by the circulars and directives of the RBI. These directions of RBI, inter-alia, cover valuation of investments, classification of investments, identification of non-performing investments, the corresponding non-recognition of income and provision there against.</p> <p>The valuation of each category (type) of the aforesaid securities is to be done as per the method prescribed in circulars and directives issued by the RBI which involves collection of data/information from various sources such as FIMMDA rates, rates quoted on BSE/NSE, financial statements of unlisted companies etc. Considering the complexities and extent of judgement involved in the valuation, volume of transactions, investments on hand and degree of regulatory focus, this has been determined as a Key Audit Matter.</p> <p>Accordingly, our audit was focused on valuation of investments, classification, identification of non performing investments and provisioning related to investments.</p>	<p>Our audit approach towards Investments with reference to the RBI Circulars/directives included the understanding of internal controls and substantive audit procedures in relation to valuation, classification, identification of non performing investments (NPIs), provisioning/depreciation related to Investments. In particular ;</p> <p>a. We understood and evaluated the Bank's internal control system to comply with relevant RBI guidelines regarding valuation, classification, identification of NPIs, provisioning/depreciation related to investments;</p> <p>b. We assessed and evaluated the process adopted for collection of information from various sources for determining fair value of these investments;</p> <p>c. For the selected sample of investments in hand, we tested accuracy and compliance with the RBI Master Circulars and directions by re-performing valuation for each category of security. Samples were selected after ensuring that all the categories of investments (based on nature of security) were covered in the sample;</p> <p>d. We assessed and evaluated the process of identification of NPIs and corresponding reversal of income and creation of provision;</p> <p>e. We carried out substantive audit procedures to recompute independently the provision to be maintained and depreciation to be provided in accordance with the circulars and directives of the RBI. Accordingly, we selected samples from the investments of each category and tested for NPIs as per the RBI guidelines and recomputed the provision to be maintained in accordance with the RBI Circular for those selected sample of NPIs;</p> <p>f. We tested the mapping of investments between the Investment application software and the financial statement preparation software to ensure compliance with the presentation and disclosure requirements as per the aforesaid RBI Circular/directions.</p>

Independent Auditors' Report

Sr. No.	Key Audit Matters	How the matter was addressed in our audit
iii.	<p>Assessment of Provisions and Contingent liabilities in respect of certain litigations including Direct and Indirect Taxes, various claims filed by other parties not acknowledged as debt (Schedule 12 read with Note 18.13 of Schedule 18 to the financial statements):</p> <p>There is high level of judgement required in estimating the level of provisioning. The Bank's assessment is supported by the facts of matter, their own judgement, past experience, and advice from legal and independent tax consultants wherever considered necessary. Accordingly, unexpected adverse outcomes may significantly impact the Bank's reported profit and state of affairs presented in the Balance Sheet.</p> <p>We determined the above area as a Key Audit Matter in view of associated uncertainty relating to the outcome of these matters which requires application of judgement in interpretation of law. Accordingly, our audit was focused on analysing the facts of subject matter under consideration and judgments/ interpretation of law involved.</p>	<p>Our audit approach involved:</p> <ol style="list-style-type: none"> Obtaining an understanding of internal controls relevant to the audit in order to design our audit procedures that are appropriate in the circumstances; Understanding the current status of the litigations/ tax assessments including the status up to the date of auditor's report; Examining recent orders and/or communication received from various tax authorities/ judicial forums and follow up action thereon; Evaluating the merit of the subject matter under consideration with reference to the grounds presented therein and available independent legal / tax advice including opinion of our internal tax experts; Review and analysis of evaluation of the contentions of the Bank through discussions, collection of details of the subject matter under consideration, the likely outcome and consequent potential outflows on those issues; and Verification of disclosures related to significant litigations and taxation matters.
Key Audit Matters as reported by auditors of SBI Life Insurance Company Limited:		
iv.	<p>Information Technology systems and controls (IT Controls):</p> <p>All insurance companies are highly dependent on technology due to significant number of transactions that are processed daily. A significant part of the company's financial processes is heavily reliant on IT systems with automated processes and controls over the capturing, valuing and recording of transactions. Thus, there exists a risk that gaps in the IT Control Environment could result in the financial accounting and reporting records being materially misstated.</p> <p>The company uses several systems for its overall financial reporting. We have identified "IT systems and controls" as key audit matters because of significant use of IT system and the scale and complexity of the IT architecture.</p>	<p>Principal audit procedures:</p> <ul style="list-style-type: none"> Sample testing of key control over IT systems having impact on financial accounting and reporting. Assessed the IT system processes for effectiveness of some of the key controls with respect to financial accounting and reporting records by sample testing; and Our audit approach relies on automated controls and therefore procedures are designed to test control over IT systems, segregation of duties, interface and system application controls over key financial accounting and reporting systems. Reviewed the report of independent information system auditors which has confirmed the various system control measures adopted by the company.



Sr. No.	Key Audit Matters	How the matter was addressed in our audit
v.	<p>Valuation of Investments:</p> <p>The company's investment portfolio consists of Policyholders' investments (traditional and unit linked policy holders) and Shareholders investment.</p> <p>Total investment portfolio of the company (i.e Asset under management (AUM)) represents 99.3 per cent of the Company's total assets.</p> <p>Investments are made and valued in accordance with Insurance Act, 1938, IRDAI (Investment) Regulations, 2016 ("Investment Regulation"), IRDAI (Preparation of Financial Statement Regulation), 2002 ("Financial Statement Regulations"), Investment Policy of the Company and relevant Indian GAAPs.</p> <p>These valuation methods used multiple observable market inputs, including observable interest rate, index levels, credit spreads, equity prices, counter party credit quality, and corresponding market volatility levels etc.</p> <p>The portfolio of quoted investments is 34.4 per cent of the Company's AUM and the portfolio of investments that are valued primarily using observable inputs is 63.7 per cent of the Company's AUM. We do not consider these investments to be at a high risk of significant misstatement, or to be subject to a significant level of judgement because they comprise liquid, quoted investments. However, due to their materiality in the context of the standalone financial statements as a whole, they are considered to be one of the areas which had the significant impact on our overall strategy.</p> <p>The portfolio of unquoted investments is 1.4 per cent of the Company's AUM. The valuation of unquoted investment involves judgement depending on the observability of the inputs into the valuation and further judgement in determining the appropriate valuation methodology where external pricing sources are either not readily available or are unreliable.</p> <p>The valuation of these investment was considered to be one of the areas which required significant auditor attention and was one of the matter of significance in the financial statements due to the materiality of total value of investments to the financial statements.</p>	<p>Principal Audit Procedures:</p> <ul style="list-style-type: none"> • We assessed appropriateness of the pricing methodologies with reference to IRDAI Investment Regulations, Financial Statement Regulation, Company's internal investment and valuation policy. • Assessed the process and tested the operating effectiveness of the key controls, including the Company's review and approval of the estimates and assumptions used for the valuation including key authorisation and data input controls. • Fair value is best evidenced by quoted market prices in an active market. Where quoted market prices are not available, the quoted prices of similar products or valuation models with observable market based inputs are used to estimate fair value. The calculation of estimated fair value is based on market conditions at a specific point in time and may not be reflective of future values. • For quoted investments, the valuation was done in accordance with the independent prices sources / market prices in an active market. • For unquoted investments, we critically evaluated the valuation assessment and resulting conclusions in order to determine the appropriateness of the valuation recorded with reference to the assessment made by the management for such valuation.

Independent Auditors' Report

Sr. No.	Key Audit Matters	How the matter was addressed in our audit
vi.	<p>Contingent Liabilities and Litigations:</p> <p>The company has pending litigation matters with various appellate authorities and at different forums. The same involves judgements in accordance with applicable Accounting Standards to determine the final outcome of such litigation matters.</p> <p>The management with the help of its experts as needed have made judgements relating to the likelihood of an obligation arising and whether there is a need to recognize a provisional disclose a contingent liability. We therefore focused on this area as a result of uncertainty and potential material impact.</p>	<p>Principal Audit Procedures:-</p> <ul style="list-style-type: none"> • We read the various regulatory correspondences and related documents pertaining to litigation cases and corroborated them with our understanding of legal position as various statutes. • We obtained legal opinion sought by management from the independent legal counsel including opinion of our own team to review the sustainability of the dispute. We discussed the status and potential exposure in respect of significant litigation with the company's internal legal team and obtaining details regarding the progress of various litigation including management views on the likely outcome of each litigation and the magnitude of potential exposure. • The various litigation matters were reviewed in order to assess the facts and circumstances and to identify the potential exposures and to satisfy ourselves that it is not probable that an outflow of economic benefits will be required, or in certain cases where the amount can not be estimated reliably, such obligation is disclosed by the company as a contingent liability.
Key Audit Matters as reported by auditors of SBI Capital Markets Limited:		
vii.	<p>Evaluation of uncertain tax positions:</p> <p>The company has material uncertain tax positions including matters under dispute which involves significant judgement to determine the possible outcome of these disputes.</p>	<p>Principal Audit Procedures:</p> <p>We evaluated the Company's processes and controls for monitoring the tax disputes.</p> <p>Obtained risk assessment of tax litigation from our internal tax expert to assess management's judgement and assumption on such matters to challenge the management's underlying assumptions in estimating the tax provision and the possible outcome of the disputes. They also considered legal precedence and other rulings in evaluating management's position on these uncertain tax positions.</p>

Information Other than the Consolidated Financial Statements and Auditors' Report thereon

- The Bank's Board of Directors is responsible for the other information. The other information comprises the Corporate Governance report (but does not include the Consolidated Financial Statements and our auditors' report thereon), which will be obtained at the time of issue of this auditors' report, and the Directors' Report of the Bank including annexures in annual report, if any, thereon, which is expected to be made available to us after the date of this Auditors' Report.

Our opinion on the Consolidated Financial Statements does not cover the other information and Pillar 3 disclosures under Basel III Disclosure and we do not and will not express any form of assurance conclusion thereon.

In connection with our audit of the Consolidated Financial Statements, our responsibility is to read the other information identified above and, in doing so, consider whether the other information is materially inconsistent with the Consolidated Financial Statements or our knowledge obtained in the audit or otherwise appears to be materially misstated.

When we read the Director's Report of the Bank, including annexures in annual report, if any, thereon, if we conclude that there is a material misstatement therein, we are required to communicate the matter to those charged with governance.

Responsibilities of Management and Those Charged with Governance for the Consolidated Financial Statements

- The Bank's Board of Directors is responsible with respect to the preparation of these Consolidated Financial Statements that give a true and fair view of the consolidated financial position, consolidated financial performance and consolidated cash flows of the Group in accordance with the Accounting Standard 21 - "Consolidated Financial Statements", Accounting Standards 23 - "Accounting for Investment in Associates in Consolidated Financial Statements" and Accounting Standards 27 - "Financial Reporting of Interest in Joint Venture" issued by the Institute of Chartered Accountants of India, and provisions of Section 29 of the Banking Regulation Act, 1949, the State Bank of India Act, 1955 and circulars and guidelines issued by the Reserve Bank of India (RBI) from time to time and other accounting principles generally accepted in India. This responsibility also includes maintenance of adequate accounting records in accordance with the provisions of the Banking Regulations Act, 1949 and applicable laws for safeguarding of the assets of the Bank and for preventing and detecting frauds and other irregularities; selection and application of appropriate accounting policies; making judgements and estimates that are reasonable and prudent; and design, implementation and maintenance of adequate internal financial controls, that were operating effectively for ensuring the accuracy and completeness of the accounting records, relevant to the preparation and presentation of the respective financial statements that give a true and fair view and are free from material misstatement, whether due to fraud or error.

In preparing the Consolidated Financial Statements, respective Board of Directors of the Group Entities is responsible for assessing the respective Group Entity's ability to continue as a going concern, disclosing, as applicable, matters related to going concern and using the going concern basis of accounting unless management either intends to liquidate the Group

Entities or to cease operations, or has no realistic alternative but to do so.

Those Board of Directors of the Group Entities are also responsible for overseeing the respective Group Entity's financial reporting process.

Auditors' Responsibility for the Audit of Consolidated Financial Statements

- Our objectives are to obtain reasonable assurance about whether the Consolidated Financial Statements as a whole are free from material misstatement whether due to fraud or error and to issue an auditor's report that includes our opinion. Reasonable assurance is a high level of assurance, but is not a guarantee that an audit conducted in accordance with SAs will always detect a material misstatement when it exists. Misstatements can arise from fraud or error and are considered material, if individually or in aggregate, they could reasonably be expected to influence the economic decisions of users taken on the basis of these Consolidated Financial Statements.

As a part of an audit in accordance with SAs, we exercise professional judgement and maintain professional scepticism throughout the audit. We also:

- Identify and assess the risks of material misstatement of the Consolidated Financial Statements, whether due to fraud or error, design and perform audit procedures responsive to those risks and obtain audit evidence that is sufficient and appropriate to provide a basis for our opinion. The risk of not detecting a material misstatement resulting from fraud is higher than for one resulting from error, as fraud may involve collusion, forgery, intentional omissions, misrepresentations or the override of internal control.
- Evaluate the appropriateness of accounting policies used and the reasonableness of accounting estimates and related disclosures made by management.
- Conclude on the appropriateness of management's use of the going concern basis of accounting and, based on the audit evidence obtained, whether a material uncertainty exists related to events or conditions that may cast significant doubt on the Group Entity's ability to continue as a going concern. If we conclude that a material uncertainty exists, we are required to draw attention in our auditors' report to the related disclosures in the Consolidated

Independent Auditors' Report

Financial Statements or, if such disclosures are inadequate, to modify our opinion. Our conclusions are based on the audit evidence obtained up to the date of our auditors' report. However, future events or conditions may cause the Group Entity to cease to continue as a going concern.

- Evaluate the overall presentation structure and content of the Consolidated Financial Statements, including the disclosures and whether the Consolidated Financial Statements represent the underlying transactions and events in a manner that achieves fair presentation.
- Obtain sufficient appropriate audit evidence regarding the financial information of the entities or business activities within the Group and its Associates and Jointly Controlled Entities of which we are the independent auditors and whose financial information we have audited, to express an opinion on the Consolidated Financial Statements. We are responsible for the direction, supervision and performance of the audit of the financial statements of such entities included in the Consolidated Financial Statements of which we are the independent auditors. For the other entities included in the Consolidated Financial Statements, which have been audited by other auditors, such other auditors remain responsible for the direction, supervision and performance of the audits carried out by them. We remain solely responsible for our audit opinion.

Materiality is the magnitude of misstatements in the Consolidated Financial Statements that, individually or in aggregate, makes it probable that the economic decisions of a reasonably knowledgeable user of the financial statements may be influenced. We consider quantitative materiality and qualitative factors in (i) planning the scope of our audit work and in evaluating the results of our work; and (ii) to evaluate the effect of any identified misstatements in the financial statements.

We communicate with those charged with governance regarding, among other matters, the planned scope and timing of the audit and significant audit findings, including any significant deficiencies in internal control that we identify during our audit.

We also provide those charged with governance with a statement that we have complied with relevant ethical requirements regarding independence and to communicate with them all relationships and

other matters that may reasonably be thought to bear on our independence, and where applicable, related safeguards.

From the matters communicated with those charged with governance, we determine those matters that were of most significance in the audit of the Consolidated Financial Statements of the current period and are therefore the Key Audit Matters. We describe these matters in our auditors' report unless law or regulation precludes public disclosure about the matter or when, in extremely rare circumstances, we determine that a matter should not be communicated in our report because the adverse consequences of doing so would reasonably be expected to outweigh the public interest benefits of such communication.

Other Matters

7. Incorporated in these consolidated financial statements are the:
 - a) We did not audit the financial statements / information of 5771 branches (including 34 Foreign branches) included in the Standalone Financial Statements of the Bank whose financial statements/ financial information reflects total assets of ₹26,98,825.09 Crore at March 31, 2023 and total revenue of ₹1,73,752.95 Crore for the year ended on that date, as considered in the Standalone Financial Statements. The financial statements/ information of these branches have been audited by the branch auditors whose reports have been furnished to us, and our opinion in so far as it relates to the amounts and disclosures included in respect of these branches, is based solely on the report of such branch auditors.
 - b) We did not audit the financial statements of 26 Subsidiaries, 8 Jointly Controlled Entities (includes relevant disclosures of Jio Payments Bank Ltd. upto 22nd January 2023) whose financial statements reflect total assets of ₹4,63,803.28 Crore as at March 31, 2023, total revenues of ₹1,10,740.11 Crore for the year ended on that date, as considered in the Consolidated Financial Statements. The Consolidated Financial Statements also include the Group's share of net profit of ₹1,181.00 Crore for the year ended March 31, 2023, as considered in the Consolidated Financial Statements, in respect of 18 associates

(includes relevant disclosures of Jio Payments Bank Ltd. from 23rd January 2023), whose financial statements have not been audited by us. These financial statements have been audited by other auditors whose reports have been furnished to us by the Management and our opinion on the Consolidated Financial Statements, in so far as it relates to the amounts and disclosures included in respect of these subsidiaries, jointly controlled entities and associates, and our report in so far as it relates to the aforesaid subsidiaries, jointly controlled entities and associates, is based solely on the reports of the other auditors.

- c) We did not audit the financial statements of 1 subsidiary whose financial statements reflect total assets of ₹8,854.33 Crore as at March 31, 2023, total revenues of ₹421.77 Crore as considered in Consolidated Financial Statements. The Consolidated Financial Statements also include the Group's share of net profit of ₹10.45 Crore for the year ended March 31, 2023, as considered in the Consolidated Financial Statements, in respect of 1 associate, whose financial statements have not been audited by us. These financial statements are unaudited and have been furnished to us by the Management and our opinion on the Consolidated Financial Statements, in so far as it relates to the amounts and disclosures included in respect of these subsidiary and associate, and our report relates to the aforesaid subsidiary and associate, in so far as is based solely on such unaudited financial statements. In our opinion and according to the information and explanations given to us by the Management, these financial statements are not material to the Group.

Our opinion on the Consolidated Financial Statements is not modified in respect of the above matters with respect to our reliance on the work done and the reports of the other auditors and the financial statements certified by the Management.

8. The auditors of SBI Life Insurance Company Limited and SBI General Insurance Company Limited, subsidiaries of the Group, have reported that the actuarial valuation of liabilities for life policies in force and the actuarial valuation of liabilities in respect of Claims Incurred But Not Reported (IBNR) and Claims Not Incurred But Not Enough Reported (IBNER) is the responsibility of

the Company's Appointed Actuary (the "Appointed Actuary"). The actuarial valuation of these liabilities for life policies in force and for policies in respect of which premium has been discontinued but liability exists as at 31st March 2023 has been duly certified by the Appointed Actuary and in his opinion, the assumptions for such valuation are in accordance with the guidelines and norms issued by the Insurance Regulatory Development Authority of India ("IRDAI"/"Authority") and the Institute of Actuaries of India in concurrence with the Authority. The auditors have relied upon Appointed Actuary's certificate in this regard for forming our opinion on the valuation of liabilities for life policies in force and for policies in respect of which premium has been discontinued but liability exists in financial statements of the Company.

Report on Other Legal and Regulatory Requirements

9. The Consolidated Balance Sheet and the Consolidated Profit and Loss Account have been drawn up in accordance with Section 29 of the Banking Regulation Act, 1949; and these give information as required to be given by virtue of the provisions of the State Bank of India Act, 1955 and regulations thereunder.

Subject to the limitations of the audit indicated in paragraph 5 to 8 above and as required by the State Bank of India Act, 1955, and subject also to the limitations of disclosure required therein, we report that:

- We have obtained all the information and explanations which, to the best of our knowledge and belief, were necessary for the purposes of our audit and have found them to be satisfactory;
- The transactions of the Bank, which have come to our notice, have been within the powers of the Bank; and
- The returns received from the offices and branches of the Bank have been found adequate for the purposes of our audit.

10. We further report that:

- In our opinion, proper books of account as required by law have been kept by the Bank so far as it appears from our examination of those books and the reports of the other auditors and proper returns adequate for the purposes of our audit have been received from branches not visited by us;

Independent Auditors' Report

- b) the Consolidated Balance Sheet, the Consolidated Profit and Loss Account and the Consolidated Cash Flow Statement dealt with by this report are in agreement with the books of account and with the returns received from the branches not visited by us;
- c) the reports on the accounts of the branch offices audited by branch auditors of the Bank as per the provisions of the Section 29 of the Banking Regulation Act, 1949, and the State Bank of India Act, 1955 have been sent to us and have been properly dealt with by us in preparing this report; and
- d) in our opinion, the Consolidated Balance Sheet, the Consolidated Profit and Loss Account and the Consolidated Cash Flow Statement comply with the applicable accounting standards, to the extent they are not inconsistent with the accounting policies prescribed by the RBI.
11. As required by letter No. DOS.ARG. No.6270/08.91.001/2019-20 dated 17th March 2020 on "Appointment of Statutory Central Auditors (SCAs) in Public Sector Banks – Reporting obligations for SCAs from FY 2019-20", read with subsequent communication dated 19th May 2020 issued by the RBI, we further report on the matters specified in paragraph 2 of the aforesaid letter as under:
- a) There are no observations or comments on financial transactions or matters which have any adverse effect on the functioning of the Bank.
- b) On the basis of the written representations received from the directors of the Bank as on 31st March 2023 taken on record by the Board of Directors of the Bank and the reports of the statutory auditors of its subsidiary, associate companies and jointly controlled entities incorporated in India, none of the directors of the Group companies incorporated in India is disqualified as on 31st March 2023 from being appointed as a director in terms of Section 164(2) of the Companies Act, 2013.
- c) There are no qualifications, reservations or adverse remarks relating to the maintenance of accounts and other matters connected therewith.
- d) As per para 1.14 of the Technical Guide on Audit of Internal Financial Controls in Case of Public Sector Banks issued by ICAI, the reporting requirement as introduced by RBI regarding Internal Financial Control over Financial Reporting will apply only to standalone financial statements of Public Sector Banks (PSBs) and not to consolidated financial statements of PSBs. Accordingly, reporting is not done on the Group's Internal Financial Control over Financial Reporting with reference to the Consolidated Financial Statements as at March 31, 2023.

K C Mehta & Co LLP
Chartered Accountants
Firm Registration No.106237W/W100829

Chirag Bakshi
Partner

Place: Mumbai
Date: 18th May 2023

Membership No. 047164
UDIN: 23047164BGVCQY6864

Annexure A: List of entities consolidated as at 31st March 2023

Sr. No.	Name of Subsidiary	Sr. No.	Name of Subsidiary
1.	SBI Capital Markets Ltd.	15.	SBI-SG Global Securities Services Pvt. Ltd.
2.	SBICAP Securities Ltd.	16.	SBI Funds Management Ltd.
3.	SBICAP Trustee Company Ltd.	17.	SBI Funds Management (International) Private Ltd.
4.	SBICAP Ventures Ltd.	18.	Commercial Indo Bank Llc, Moscow
5.	SBICAP (Singapore) Ltd. (upto 30th November 22)	19.	SBI Canada Bank - Unaudited
6.	SBI DFHI Ltd.	20.	State Bank of India (California)
7.	SBI Global Factors Ltd.	21.	State Bank of India (UK) Limited
8.	SBI Infra Management Solutions Pvt. Ltd. (upto 30th September 22)	22.	State Bank of India Servicos Limitada
9.	SBI Mutual Fund Trustee Company Pvt Ltd.	23.	SBI (Mauritius) Ltd.
10.	SBI Payment Services Pvt. Ltd.	24.	PT Bank SBI Indonesia
11.	SBI Pension Funds Pvt Ltd.	25.	Nepal SBI Bank Ltd.
12.	SBI Life Insurance Company Ltd.	26.	Nepal SBI Merchant Banking Limited
13.	SBI General Insurance Company Ltd.	27.	State Bank Operations Support Services Pvt. Ltd. (w.e.f 26th July 22)
14.	SBI Cards and Payment Services Limited		

Sr. No.	Name of Joint venture	Sr. No.	Name of Joint venture
1.	C - Edge Technologies Ltd.	5.	Macquarie SBI Infrastructure Trustee Ltd.
2.	SBI Macquarie Infrastructure Management Pvt. Ltd.	6.	Oman India Joint Investment Fund – Management Company Pvt. Ltd.
3.	SBI Macquarie Infrastructure Trustee Pvt. Ltd.	7.	Oman India Joint Investment Fund – Trustee Company Pvt. Ltd.
4.	Macquarie SBI Infrastructure Management Pte. Ltd.	8.	Jio Payments Bank Ltd. (upto 22nd January 23)

Sr. No.	Name of Associates	Sr. No.	Name of Associates
1.	Andhra Pradesh Grameena Vikas Bank	11.	Jharkhand Rajya Gramin Bank
2.	Arunachal Pradesh Rural Bank	12.	Saurashtra Gramin Bank
3.	Chhattisgarh Rajya Gramin Bank	13.	Rajasthan Marudhara Gramin Bank
4.	EllaquaiDehati Bank	14.	Telangana Grameena Bank
5.	Meghalaya Rural Bank	15.	The Clearing Corporation of India Ltd.
6.	Madhyanchal Gramin Bank	16.	Yes Bank Limited
7.	Mizoram Rural Bank	17.	Bank of Bhutan Ltd. - Unaudited
8.	Nagaland Rural Bank	18.	Investec Capital Services (India) Private Limited
9.	Utkal Grameen Bank	19.	Jio Payments Bank Ltd. (w.e.f 23rd January 23)
10.	Uttarakhand Gramin Bank		

Pillar 3 Disclosures

(Consolidated) as on 31.03.2023

DF-1: SCOPE OF APPLICATION

"State Bank of India is the parent company to which the Basel III Framework applies. The consolidated financial statements of the group conform to Generally Accepted Accounting Principles (GAAP) in India, comprising regulatory norms, directions & guidelines prescribed by the Reserve Bank of India (RBI), statutory guidelines of the State Bank of India Act, 1955, the Banking Regulations Act, 1949, Insurance Regulatory and Development Authority of India (IRDAI), Pension Fund Regulatory and Development Authority (PFRDA), SEBI (Mutual Funds) Regulations, 1996, Companies Act 2013, Accounting Standards issued by Institute of Chartered Accountants of India (ICAI) and the accounting practices prevalent in India."

(i) Qualitative Disclosures:

a) List of group entities considered for consolidation for the period ended 31.03.2023

The following subsidiaries, joint ventures and associates are considered for the preparation of consolidated financial statements of SBI Group.

Sr. No.	Name of the entity	Country of incorporation	Whether the entity is included under accounting scope of consolidation (yes / no)	Explain the method of consolidation	Whether the entity is included under regulatory scope of consolidation (yes / no)	Explain the method of consolidation	Explain the reasons for difference in the method of consolidation	Explain the reasons if consolidated under only one of the scopes of consolidation
1	SBI Capital Markets Ltd.	India	Yes	Consolidated as per AS 21	Yes	Consolidated as per AS 21	Not applicable	Not applicable
2	SBICAP Securities Ltd.	India	Yes	Consolidated as per AS 21	Yes	Consolidated as per AS 21	Not applicable	Not applicable
3	SBICAP Ventures Ltd.	India	Yes	Consolidated as per AS 21	Yes	Consolidated as per AS 21	Not applicable	Not applicable
4	SBICAP Trustee Company Ltd.	India	Yes	Consolidated as per AS 21	Yes	Consolidated as per AS 21	Not applicable	Not applicable
5	SBICAP (Singapore) Ltd (upto 30.11.2022)	Singapore	Yes	Consolidated as per AS 21	Yes	Consolidated as per AS 21	Not applicable	Not applicable
6	SBI DFHI Ltd.	India	Yes	Consolidated as per AS 21	Yes	Consolidated as per AS 21	Not applicable	Not applicable
7	SBI Payment Services Pvt. Ltd.	India	Yes	Consolidated as per AS 21	Yes	Consolidated as per AS 21	Not applicable	Not applicable
8	SBI Global Factors Ltd.	India	Yes	Consolidated as per AS 21	Yes	Consolidated as per AS 21	Not applicable	Not applicable
9	SBI Pension Funds Pvt Ltd.	India	Yes	Consolidated as per AS 21	Yes	Consolidated as per AS 21	Not applicable	Not applicable
10	SBI -SG Global Securities Services Pvt. Ltd.	India	Yes	Consolidated as per AS 21	Yes	Consolidated as per AS 21	Not applicable	Not applicable
11	SBI Mutual Fund Trustee Company Pvt Ltd.	India	Yes	Consolidated as per AS 21	Yes	Consolidated as per AS 21	Not applicable	Not applicable
12	SBI Funds Management Ltd.	India	Yes	Consolidated as per AS 21	Yes	Consolidated as per AS 21	Not applicable	Not applicable
13	SBI Funds Management (International) Private Ltd.	Mauritius	Yes	Consolidated as per AS 21	Yes	Consolidated as per AS 21	Not applicable	Not applicable

Sr. No.	Name of the entity	Country of incorporation	Whether the entity is included under accounting scope of consolidation (yes / no)	Explain the method of consolidation	Whether the entity is included under regulatory scope of consolidation (yes / no)	Explain the method of consolidation	Explain the reasons for difference in the method of consolidation	Explain the reasons if consolidated under only one of the scopes of consolidation
14	SBI Cards and Payment Services Ltd.	India	Yes	Consolidated as per AS 21	Yes	Consolidated as per AS 21	Not applicable	Not applicable
15	State Bank of India (California)	USA	Yes	Consolidated as per AS 21	Yes	Consolidated as per AS 21	Not applicable	Not applicable
16	SBI Canada Bank	Canada	Yes	Consolidated as per AS 21	Yes	Consolidated as per AS 21	Not applicable	Not applicable
17	Commercial Indo Bank Llc, Moscow	Russia	Yes	Consolidated as per AS 21	Yes	Consolidated as per AS 21	Not applicable	Not applicable
18	SBI (Mauritius) Ltd.	Mauritius	Yes	Consolidated as per AS 21	Yes	Consolidated as per AS 21	Not applicable	Not applicable
19	PT Bank SBI Indonesia	Indonesia	Yes	Consolidated as per AS 21	Yes	Consolidated as per AS 21	Not applicable	Not applicable
20	Nepal SBI Bank Ltd.	Nepal	Yes	Consolidated as per AS 21	Yes	Consolidated as per AS 21	Not applicable	Not applicable
21	Nepal SBI Merchant Banking Ltd.	Nepal	Yes	Consolidated as per AS 21	Yes	Consolidated as per AS 21	Not applicable	Not applicable
22	State Bank of India (UK) Limited	UK	Yes	Consolidated as per AS 21	Yes	Consolidated as per AS 21	Not applicable	Not applicable
23	State Bank of India Servicos Limitada	Brazil	Yes	Consolidated as per AS 21	No	Not applicable	Not applicable	Non-financial Subsidiary: Not under scope of Regulatory Consolidation
24	SBI Infra Management Solutions Private Limited (upto 30.09.2022)	India	Yes	Consolidated as per AS 21	No	Not applicable	Not applicable	Non-financial Subsidiary: Not under scope of Regulatory Consolidation
25	State Bank Operations Support Services Pvt. Ltd.	India	Yes	Consolidated as per AS 21	No	Not applicable	Not applicable	Non-financial Subsidiary: Not under scope of Regulatory Consolidation
26	SBI Life Insurance Company Ltd.	India	Yes	Consolidated as per AS 21	No	Not applicable	Not applicable	Insurance Joint Venture: Not under scope of Regulatory Consolidation
27	SBI General Insurance Company Ltd.	India	Yes	Consolidated as per AS 21	No	Not applicable	Not applicable	Insurance Joint Venture: Not under scope of Regulatory Consolidation
28	C - Edge Technologies Ltd.	India	Yes	Consolidated as per AS 27	No	Not applicable	Not applicable	Non-financial Joint Venture: Not under scope of Regulatory Consolidation
29	SBI Macquarie Infrastructure Management Pvt. Ltd.	India	Yes	Consolidated as per AS 27	No	Not applicable	Not applicable	Joint Venture: Not under scope of Regulatory Consolidation
30	SBI Macquarie Infrastructure Trustee Pvt. Ltd.	India	Yes	Consolidated as per AS 27	No	Not applicable	Not applicable	Non-financial Joint Venture: Not under scope of Regulatory Consolidation
31	Macquarie SBI Infrastructure Management Pte. Ltd.	Singapore	Yes	Consolidated as per AS 27	No	Not applicable	Not applicable	Joint Venture: Not under scope of Regulatory Consolidation

Pillar 3 Disclosures

Sr. No.	Name of the entity	Country of incorporation	Whether the entity is included under accounting scope of consolidation (yes / no)	Explain the method of consolidation	Whether the entity is included under regulatory scope of consolidation (yes / no)	Explain the method of consolidation	Explain the reasons for difference in the method of consolidation	Explain the reasons if consolidated under only one of the scopes of consolidation
32	Macquarie Infrastructure Trustee Ltd.	SBI Bermuda	Yes	Consolidated as per AS 27	No	Not applicable	Not applicable	Joint Venture: Not under scope of Regulatory Consolidation
33	Oman India Joint Investment Fund - Management Company Pvt. Ltd.	India	Yes	Consolidated as per AS 27	No	Not applicable	Not applicable	Joint Venture: Not under scope of Regulatory Consolidation
34	Oman India Joint Investment Fund - Trustee Company Pvt. Ltd.	India	Yes	Consolidated as per AS 27	No	Not applicable	Not applicable	Joint Venture: Not under scope of Regulatory Consolidation
35	Jio Payments Limited (upto 22.01.2023)	Bank India	Yes	Consolidated as per AS 27	No	Not applicable	Not applicable	Joint Venture: Not under scope of Regulatory Consolidation
	Jio Payments Limited (from 23.01.2023)	Bank India	Yes	Consolidated as per AS 23	No	Not applicable	Not applicable	Associate: Not under scope of Regulatory Consolidation
36	Andhra Pradesh Grameena Vikas Bank	India	Yes	Consolidated as per AS 23	No	Not applicable	Not applicable	Associate: Not under scope of Regulatory Consolidation
37	Arunachal Pradesh Rural Bank	India	Yes	Consolidated as per AS 23	No	Not applicable	Not applicable	Associate: Not under scope of Regulatory Consolidation
38	Chhattisgarh Gramin Bank	Rajya India	Yes	Consolidated as per AS 23	No	Not applicable	Not applicable	Associate: Not under scope of Regulatory Consolidation
39	Ellaquai Dehati Bank	India	Yes	Consolidated as per AS 23	No	Not applicable	Not applicable	Associate: Not under scope of Regulatory Consolidation
40	Meghalaya Rural Bank	India	Yes	Consolidated as per AS 23	No	Not applicable	Not applicable	Associate: Not under scope of Regulatory Consolidation
41	Madhyanchal Gramin Bank	India	Yes	Consolidated as per AS 23	No	Not applicable	Not applicable	Associate: Not under scope of Regulatory Consolidation
42	Mizoram Rural Bank	India	Yes	Consolidated as per AS 23	No	Not applicable	Not applicable	Associate: Not under scope of Regulatory Consolidation
43	Nagaland Rural Bank	India	Yes	Consolidated as per AS 23	No	Not applicable	Not applicable	Associate: Not under scope of Regulatory Consolidation
44	Utkal Grameen Bank	India	Yes	Consolidated as per AS 23	No	Not applicable	Not applicable	Associate: Not under scope of Regulatory Consolidation
45	Uttarakhand Gramin Bank	India	Yes	Consolidated as per AS 23	No	Not applicable	Not applicable	Associate: Not under scope of Regulatory Consolidation

Sr. No.	Name of the entity	Country of incorporation	Whether the entity is included under accounting scope of consolidation (yes / no)	Explain the method of consolidation	Whether the entity is included under regulatory scope of consolidation (yes / no)	Explain the method of consolidation	Explain the reasons for difference in the method of consolidation	Explain the reasons if consolidated under only one of the scopes of consolidation
46	Jharkhand Gramin Bank	Rajya India	Yes	Consolidated as per AS 23	No	Not applicable	Not applicable	Associate: Not under scope of Regulatory Consolidation
47	Saurashtra Gramin Bank	India	Yes	Consolidated as per AS 23	No	Not applicable	Not applicable	Associate: Not under scope of Regulatory Consolidation
48	Rajasthan Marudhara Gramin Bank	India	Yes	Consolidated as per AS 23	No	Not applicable	Not applicable	Associate: Not under scope of Regulatory Consolidation
49	Telangana Gramameena Bank	India	Yes	Consolidated as per AS 23	No	Not applicable	Not applicable	Associate: Not under scope of Regulatory Consolidation
50	The Clearing Corporation of India Ltd.	India	Yes	Consolidated as per AS 23	No	Not applicable	Not applicable	Associate: Not under scope of Regulatory Consolidation
51	Yes Bank Ltd.	India	Yes	Consolidated as per AS 23	No	Not applicable	Not applicable	Associate: Not under scope of Regulatory Consolidation
52	Bank of Bhutan Ltd.	Bhutan	Yes	Consolidated as per AS 23	No	Not applicable	Not applicable	Associate: Not under scope of Regulatory Consolidation
53	Investec Services Private Limited	Capital (India)	Yes	Consolidated as per AS 23	No	Not applicable	Not applicable	Associate: Not under scope of Regulatory Consolidation

b. List of group entities not considered for consolidation both under the accounting and regulatory scope of consolidation as on 31.03.2023

Sr. No.	Name of the entity	Country of incorporation	Principal activity of the entity	Total balance sheet equity (as stated in the accounting balance sheet of the legal entity)	% of bank's holding in the total equity	Regulatory treatment of bank's investments in the capital instruments of the entity	Total balance sheet assets (as stated in the accounting balance sheet of the legal entity)
1	SBI Foundation	India	A Not-for-Profit Company to focus on Corporate Social Responsibility (CSR) Activities	229.73	99.72%	Deducted from regulatory capital	230.02
2	SBI Home Finance Ltd.	India	Under winding up	N.A.	26.00%	Risk weighted	N.A.
3	SBI Infra Management Solutions Private Limited (from 01.10.2022)	India	Under winding up	3.98	100%	Deducted from regulatory capital	3.96

Pillar 3 Disclosures

(ii) Quantitative Disclosures:

c. List of group entities considered for regulatory consolidation as on 31.03.2023

Following is the list of group entities considered under regulatory scope of consolidation:

(₹ In Crore)

Sr. No.	Name of the entity	Country of incorporation	Principal activity of the entity	Total balance sheet equity (as stated in the accounting balance sheet of the legal entity) ^s	Total balance sheet assets (as stated in the accounting balance sheet of the legal entity) [#]	Remarks
1	SBI Capital Markets Ltd	India	Merchant Banking and Advisory Services	2,613.03	2,877.61	
2	SBICAP Securities Ltd	India	Securities Broking & its allied services and third-party distribution of financial products	1,084.19	1,924.76	
3	SBICAP Trustee Company Ltd	India	Corporate Trusteeship Activities	178.64	182.31	
4	SBICAPS Ventures Ltd	India	Asset Management Company for Venture Capital Fund	188.95	254.73	
5	SBICAP (Singapore) Ltd (upto 30.11.2022)	Singapore	Business & management Consultancy Services	-	-	
6	SBI DFHI Ltd	India	Primary Dealer in Govt. Securities	1,247.71	17,033.54	
7	SBI Mutual Fund Trustee Co. Pvt Ltd	India	Trusteeship Services to schemes floated by SBI Mutual Fund	40.49	40.75	
8	SBI Global Factors Ltd	India	Factoring Activities	408.28	1,280.62	
9	SBI Pension Funds Pvt Ltd	India	Management of assets of NPS Trust allocated to them and acting as PoP for onboarding of NPS subscribers	150.21	155.98	
10	SBI Payments Services Pvt Ltd	India	Payment Solutions related to Merchant Acquiring Business duly enabling cashless / digital transactions	1,494.78	1,951.27	
11	SBI Funds Management Ltd	India	Asset Management Services to schemes floated by SBI Mutual Fund	4,539.40	4,675.99	
12	SBI Funds Mgt. (International) Ltd	Mauritius	Investment Management Services	0.63	2.22	
13	SBI Cards & Payment Services Ltd	India	Credit Cards Business	9,069.16	44,792.65	
14	SBI-SG Global Securities Services P. Ltd.	India	Custody and Fund accounting services	422.73	716.96	
15	State Bank of India (California)	USA	Banking Services	1,288.73	8,965.57	
16	SBI Canada Bank	Canada	Banking Services	1,103.23	8,854.33	

(₹ In Crore)

Sr. No.	Name of the entity	Country of incorporation	Principal activity of the entity	Total balance sheet equity (as stated in the accounting balance sheet of the legal entity) [§]	Total balance sheet assets (as stated in the accounting balance sheet of the legal entity) [#]	Remarks
17	Commercial Indo Bank Llc, Moscow	Russia	Banking Services	370.58	4,755.84	
18	SBI (Mauritius) Ltd	Mauritius	Banking Services	1,372.65	8,818.06	
19	PT Bank SBI Indonesia	Indonesia	Banking Services	1,737.60	3,496.53	
20	Nepal SBI Bank Ltd	Nepal	Banking Services	1,138.14	11,433.52	
21	State Bank of India (UK) Limited	UK	Banking Services	2,644.04	20,164.54	
22	Nepal SBI Merchant Banking Ltd.	Nepal	Merchant Banking and Advisory Services	17.42	19.37	

§ Comprises Equity Capital and Reserve & Surplus

In case of domestic entities as per IGAAP and in case of overseas entities as per respective local regulations

(d) The aggregate amount of capital deficiencies in all subsidiaries which are not included in the regulatory scope of consolidation i.e. that are deducted:

Name of the Subsidiaries/Country of incorporation	Principal activity of the entity	Total balance sheet equity (as stated in the accounting balance sheet of the legal entity)	% of Bank's holding in the total equity	Capital Deficiency
NIL				

(e) The aggregate amount (e.g. current book value) of the Bank's total interests in Insurance entities, which are risk weighted

LONG NAME	Face Value	Book Value	Market Value	Excess Provision (LICRA +IRAC +IOS+RCH)	Capital Charge	RWA	Principal activity of the entity	Total balance sheet equity (as stated in the accounting balance sheet of the legal entity)	% of Bank's holding in the total equity	Quantitative impact on regulatory capital of using risk weighting method Vs using the full deduction method
HDFC STANDARD LIFE INSURANCE COMPANY LIMITED	1.15	73.49	57.22	-	11.59	144.85	Insurance	2,149.18	0.05%	Insignificant impact with either method
ICICI PRUDENTIAL LIFE INSURANCE COMPANY LIMITED	2.41	131.98	104.79	-	21.22	265.26	Insurance	1,438.56	0.17%	Insignificant impact with either method

(₹ In Crore)

Pillar 3 Disclosures

(f) Any restrictions or impediments on transfer of funds or regulatory capital within banking group:

Overseas Banking Subsidiaries

Subsidiaries	Restrictions
SBI California	As per regulations, the only way to transfer capital to parent bank is to pay dividends or buyback shares or capital repatriation to parent bank.
SBI Canada	Prior permission from the regulator (OSFI) before transferring any type of capital (equity or debt) to parent bank.
SBI Mauritius Ltd.	There are regulatory restrictions for the reduction of the Bank's capital to be paid back to the shareholders including the parent bank. Any reduction in capital can be made either through payment of dividend or reduction in stated capital as provided in the banking act and the companies act of Mauritius. The amount to be paid is subject to SBIML maintaining adequate capital and liquidity ratios as per the regulatory requirements. (a) The central bank shall not grant, and no bank shall hold, a banking license unless it maintains and continues to maintain in Mauritius, an amount paid as stated capital or an amount of assigned capital of not less than 400 Million rupees or the equivalent. (b) Every bank shall maintain, in Mauritius, capital of not less than 10 per cent, or such higher ratio as may be determined by the central bank, of such of that bank's risk assets and of other types of risks.
Bank SBI Indonesia	The Bank maintains a minimum regulatory capital to be able to operate as a Book II bank as well as a forex bank. However, transfer of funds as dividend to parent bank is allowed after generation of sufficient profit.
Nepal SBI Bank Ltd.	Under the laws of Nepal, Assets and Liabilities of the Company are exclusive and non-transferable. Hence, the transfer of funds or regulatory capital within the banking group is not possible.
Commercial Indo Bank Llc, Moscow (CIBL)	There are no restrictions or impediments on transfer of funds or regulatory capital within banking group.
State Bank of India (UK) Limited	Excess capital beyond the regulatory minimum can be paid back to the parent (via dividends or reduced capital) along with the approval of SBI UK Board and PRA. This will be based on the projected growth plans of SBI UK Limited and its capital requirements.

Non-Banking Subsidiaries

Subsidiaries	Restrictions
SBI Life Insurance Ltd.	<ul style="list-style-type: none"> As per regulations, the only way to transfer capital to parent Bank is to pay dividends in accordance with Section 49 of Insurance Act, 1938. This is subject to maintaining the minimum solvency ratio 150% in accordance with Regulatory norms. The Board of Directors of the Company has specified a minimum limit of solvency ratio at 180%.
SBI General Insurance Co. Ltd.	<ul style="list-style-type: none"> As per regulations, the only way to transfer capital to parent Bank is to pay dividends in accordance with Section 49 of Insurance Act, 1938.
SBI Cards & Payment Services Ltd.	SBI Card can return share capital to SBI only by way of buy back of shares in accordance with the provisions of Companies Act, SEBI and RBI regulations.
SBI Funds Mgmt. Ltd.	<ul style="list-style-type: none"> SBIFML can transfer capital by way of buy back subject to adherence of Companies Act, SEBI Regulations and other applicable regulations. The company will also need to take approval from JV partner. Further, in terms of Companies Act, wherever approval of Board / Shareholders are required, the company will comply the same.

Subsidiaries	Restrictions
SBI Capital Markets Ltd.	<ul style="list-style-type: none"> Transfer of capital from SBICAP to the parent SBI, would be subject to the below: <ul style="list-style-type: none"> As per SEBI Merchant Bankers Regulations 1992, a category I Merchant Banker requires a minimum Net worth of ₹5 Crore. Further, if any Transfer of funds leads to change in control approval from SEBI shall be required. As per SEBI (Research Analyst) Regulations, 2014, a research analyst who is a body corporate requires a Networth of ₹25 Lakh. Further, if any Transfer of funds leads to change in control approval from SEBI shall be required. Article 60 of AOA of SBICAP provides that notwithstanding anything contained in these Articles but subject to all applicable provisions of the Act or any other law for the time being in force, the Company may purchase its own shares or other specified securities. SBICAP has an internal Risk policy of maintaining a minimum CAR of 15.00. All of the above would be subject to the approval of the Board of SBICAP.
SBI Global Factors Ltd.	<ul style="list-style-type: none"> As per regulations, the only way to transfer Capital to parent bank is to pay dividends or buy back shares. There are Regulatory restrictions for the reduction of the Company's capital to be paid back to the Shareholders including the parent. Any reduction in capital can be made either through payment of dividend or reduction in stated capital as provided in the RBI Guidelines and the Companies Act. The amount to be paid is subject to maintaining adequate capital and the liquidity ratio as per the regulatory requirements. <ul style="list-style-type: none"> A Company cannot hold NBFC-Factors license unless it maintains and continues to maintain, an amount paid as Net Owned Funds. Every NBFC shall maintain, capital of not less than 15% of its aggregated risk weighted assets (Tier I plus Tier II Capital, Tier I capital should not be less than 10%) on Balance Sheet and of risk adjusted value of off-Balance Sheet items, or such higher ratio as may be determined by the central bank. Every Company registered as NBFC- Factors shall maintain minimum Net Owned Fund (NOF) of ₹5 Crore as required by Factoring Regulations Act, 2011. Companies Act also stipulates some conditions for transfer of capital by way of buy-back of shares or distribution as dividends. There are no specific restrictions on transfer of funds or regulatory capital in Articles of Association of the Company. In case of excess capital beyond the regulatory minimum requirement, can be paid back to the parent (via dividends or reduced capital) with the approval of Board and the Regulator. This will be based on the projected growth plans and its capital requirements.
SBI-SG Global Securities Services Pvt. Ltd.	<ul style="list-style-type: none"> The transfer of Capital would be subject to maintenance of Minimum Regulatory Net worth of ₹500 Million prescribed by SEBI. Apart from this Company as per the Board is required to maintain Charge on Capital of ₹200 Million (as on 31.03.2023) for Operational Risk which is calculated as per Standardised Approach of Basel II. Transfer can be achieved through issue of new shares (other than shares issued on a rights basis or in a subsequent placement), creation of option or warrants, creating new classes of shares, buy backs/redemption/repurchase, splits, issuance of convertible debt, bonuses, lien or encumbrances or debt restructure involving conversion into equity which would be anti-dilutive for the parties and/or their rights as equity shareholders and declaration of dividend by the company.

Pillar 3 Disclosures

Subsidiaries	Restrictions
SBI DFHI Ltd.	<p>The capital can be transferred to the parent bank by way of dividends or buy back shares. The RBI instructions for Standalone Primary Dealers (SPD) in this regard are as under:</p> <ul style="list-style-type: none"> • Any change in the shareholding pattern / capital structure of SPD shall need prior approval of RBI. • SPDs are required to maintain a minimum Capital to Risk-Weighted Assets Ratio (CRAR) of 15 per cent on an ongoing basis. <ol style="list-style-type: none"> 1) SPDs shall follow the following guidelines while declaring dividend distribution: <ol style="list-style-type: none"> i. SPDs that meet the following minimum prudential requirements shall be eligible to declare dividend: <ol style="list-style-type: none"> a. SPDs should have maintained a minimum CRAR of 20 per cent for the financial year (each of the four quarters) for which dividend is proposed. b. The net NPA ratio shall be less than six per cent in each of the last three years, including as at the close of the financial year for which dividend is proposed to be declared. c. SPDs shall comply with the provisions of Section 45 IC of the Reserve Bank of India Act, 1934. d. SPDs shall be compliant with the prevailing regulations/ guidelines issued by the Reserve Bank. The Reserve Bank shall not have placed any explicit restrictions on declaration of dividend. 2) SPDs that meet the eligibility criteria specified in paragraph (1) above can declare dividend up to a dividend pay-out ratio of 60 per cent. 3) SPDs having CRAR below the regulatory minimum of 15 per cent in any of the four quarters of the financial year for which dividend is proposed shall not declare any dividend. For SPDs having CRAR at or above the regulatory minimum of 15 per cent during all the four quarters of the financial year for which dividend is being considered, but lower than 20 per cent in any of the four quarters, the dividend pay-out ratio shall not exceed 33.3 per cent.
SBI Pension Funds Pvt. Ltd.	<ul style="list-style-type: none"> • There are no regulatory restrictions from PFRDA/ Companies Act, 2013 for transfer of capital to parent bank through dividends or buy back shares or capital repatriation to parent bank. • The only criteria is that the Company should maintain minimum Net Worth of ₹50 Crore and shall fulfil the minimum eligibility criteria of the Pension Fund i.e. Reg 8 (d) the sponsor shall have Profits After Tax in at least three of the preceding five financial years. Further, there shall be no cash loss in the last preceding five years. • Further, as per Regulation J, any change in management, ownership, shareholding pattern or controlling interest of sponsor of the pension fund exceeding one percent, but less than five percent of the paid-up capital of the sponsor or pension fund in a financial year, shall be informed to the Authority within fifteen days of the occurrence of such change. • Provided that no change in excess of five per cent. or more of the paid-up capital of the sponsor or the pension fund, in any financial year, shall be made without prior approval of the Authority. • The Capital can be paid to the parent with the Board and Shareholders approval and fulfilling the PFRDA regulations & the provisions of the Companies Act, 2013
SBI Payment Services Pvt. Ltd.	<ul style="list-style-type: none"> • There are no restrictions or impediments on transfer of funds or Regulatory capital as per JV agreement. • Transfer of funds is subject to approval from SBI Payments Board and JV partners.
State Bank Operations Support Services Pvt. Ltd.	<p>SBOSS is a non-financial company, incorporated last year. As per AOA of the Company and Service Agreement with the Bank, there are no restrictions or impediments on transfer of funds or capital within the Group. However, any such transfer of funds will be subject to the approval of the Board of SBOSS. Further, in terms of Companies Act, wherever approval of Board / Shareholders is required, the company will comply the same.</p>

DF-2 - CAPITAL ADEQUACY

As on 31.03.2023

Qualitative Disclosures

- (a) A summary discussion of the Bank's approach to assessing the adequacy of its capital to support current and future activities
- The Bank and its Subsidiaries undertake the Internal Capital Adequacy Assessment Process (ICAAP) on an annual basis. The ICAAP details the capital planning process and carries out an assessment covering measurement, monitoring, internal controls, reporting, capital requirement and stress testing of the following Risks:

➤ Credit Risk	➤ Market Risk
➤ Operational Risk	➤ Credit Concentration Risk
➤ Liquidity Risk	➤ Interest Rate Risk in the Banking Book
➤ Compliance Risk	➤ Country Risk
➤ Pension Fund Obligation Risk	➤ Strategic Risk
➤ Reputation Risk	➤ Model Risk
➤ Residual Risk from Credit Risk Mitigants	➤ Contagion Risk
➤ Talent Risk	➤ Cyber Risk
➤ Any other applicable Risk	➤ Underwriting Risk
 - Sensitivity Analysis is conducted annually or more frequently as required, on the movement of Capital Adequacy Ratio (CAR) in the medium horizon of 3 to 5 years, considering the projected investment in Subsidiaries / Joint Ventures by SBI and growth in Advances by SBI and its Subsidiaries (Domestic / Foreign). This analysis is done for the SBI and SBI Group separately.
 - CRAR of the Bank and for the Group as a whole is estimated to be well above the Regulatory CAR in the medium horizon of 3 to 5 years. However, to maintain adequate capital, the Bank has options to augment its capital resources by raising Subordinated Debt, Perpetual Cumulative Preference Shares (PCPS), Redeemable Non-Cumulative Preference Shares (RNCPS), Redeemable Cumulative Preference Shares (RCPS), Perpetual Debt Instruments (PDIs) and Perpetual Non-Cumulative Preference Shares (PNCPS) besides Equity as and when required.
 - Strategic Capital Plan for the Foreign Subsidiaries covers an assessment of capital requirement for growth of assets and the capital required complying with various local regulatory requirements and prudential norms. The growth plan is approved by the parent bank after satisfying itself about the capacity of the individual subsidiaries to raise CET 1 / AT 1 / Tier 2 Capital to support the increased level of assets and at the same time maintaining the Capital Adequacy Ratio (CAR).

Quantitative Disclosures

- (b) Capital requirements for credit risk:
- Portfolios subject to standardised approach → ₹2,84,252.21 Crore
 - Securitisation exposures → Nil
-
- Total ₹2,84,252.21 Crore**
-
- (c) Capital requirements for market risk:
- Standardised duration approach;
 - Interest Rate Risk → ₹12,373.98 Crore
 - Foreign Exchange Risk → ₹902.31 Crore (including gold)
 - Equity Risk → ₹10,894.61 Crore
-
- Total ₹24,170.90 Crore**

Pillar 3 Disclosures

(d) Capital requirements for operational risk:

- Basic Indicator Approach → ₹23,227.98 Crore
 - The Standardised Approach (if applicable) NA
-
- Total ₹23,227.98 Crore**

(e) Common Equity Tier 1, Tier 1 and Total Capital Ratios: **CAPITAL ADEQUACY RATIOS AS ON 31.03.2023**

		CET 1 (%)	Tier 1 (%)	Total (%)
• For the top consolidated group; and	SBI Group	10.59	12.29	14.84
• For significant bank subsidiaries (stand alone or sub-consolidated depending on how the Framework is applied)	State Bank of India	10.27	12.06	14.68
	SBI (Mauritius) Ltd.	20.05	20.05	21.06
	State Bank of India (Canada)	12.42	12.42	13.89
	State Bank of India (California)	14.15	14.15	15.35
	Commercial Indo Bank LLC, Moscow	5.36	5.36	5.36
	Bank SBI Indonesia	90.36	90.36	91.16
	Nepal SBI Bank Ltd.	13.07	13.07	16.17
	SBI (UK) Ltd.	15.28	15.28	15.28

DF-3: CREDIT RISK: GENERAL DISCLOSURES

As on 31.03.2023

General Disclosures

a. Qualitative Disclosures

- **Definitions of past due and impaired assets (for accounting purposes)**

Non-performing assets

An asset becomes non-performing when it ceases to generate income for the Bank. As from 31st March 2006, a non-performing Asset (NPA) is an advance were

- (i) Interest and/or instalment of principal remain 'overdue' for a period of more than 90 days in respect of a Term Loan.
- (ii) The account remains 'out of order' for a period of more than 90 days, in respect of an Overdraft/Cash Credit (OD/CC).
- (iii) The bill remains 'overdue' for a period of more than 90 days in the case of bills purchased and discounted.
- (iv) Any amount to be received remains 'overdue' for a period of more than 90 days in respect of other accounts.
- (v) A loan granted for short duration crops is treated as NPA, if the instalment of principal or interest thereon remains overdue for two crop seasons and a loan granted for long duration crops is treated as NPA, if instalment of principal or interest thereon remains overdue for one crop season.
- (vi) An account would be classified as NPA only if the interest charged during any quarter is not serviced fully within 90 days from the end of the quarter.
- (vii) The amount of a liquidity facility remains outstanding for more than 90 days, in respect of securitisation transactions undertaken in accordance with the RBI guidelines on securitisation dated February 1, 2006.
- (viii) In respect of derivative transactions, the overdue receivables representing the positive mark to market value of a derivative contract, remain unpaid for a period of 90 days from the specified due date for payment.

'Out of Order' status

An account is treated as 'out of order' if the outstanding balance remains continuously in excess of the sanctioned limit/drawing power.

In cases where the outstanding balance in the principal operating account is less than the sanctioned limit/drawing power, but there are no credits continuously for 90 days as on the date of Bank's Balance Sheet, or where credits are not enough to cover the interest debited during the same period, such accounts are treated as 'out of order'.

'Overdue'

Any amount due to the Bank under any credit facility is 'overdue' if it is not paid on the due date fixed by the Bank.

Resolution of Stressed Assets

Early identification and reporting of stress:

Identification of incipient stress in loan accounts, immediately on default*, by classifying stressed assets as special mention accounts (SMA) as per the following categories:

SMA Sub-categories	Basis for classification - Principal or interest payment or any other amount wholly or partly overdue between
SMA-0	1-30 days
SMA-1	31-60 days
SMA-2	61-90 days

* Default' means non-payment of debt when whole or any part or instalment of the amount of debt has become due and payable and is not repaid by the debtor or the corporate debtor. For revolving facilities like cash credit, default would also mean, without prejudice to the above, the outstanding balance remaining continuously in excess of the sanctioned limit or drawing power, whichever is lower, for more than 30 days.

Discussion of the Bank's Credit Risk Management Policy

The Bank has an integrated Credit Risk Management, Credit Risk Mitigation and Collateral Management Policy in place which is reviewed annually. Over the years, the policy & procedures in this regard have been refined as a result of evolving concepts and actual experience. The policy and procedures have been aligned to the approach laid down in Basel-II and RBI guidelines.

Credit Risk Management encompasses identification, assessment, measurement, monitoring and control of the credit risk in exposures.

In the processes of identification and assessment of Credit Risk, the following functions are undertaken:

- (i) Developing and refining the Credit Risk Assessment (CRA) Models/Scoring Models to assess the Counterparty Risk, by taking into account the various risks categorised broadly into Financial, Business, Industrial and Management Risks, each of which is scored separately.
- (ii) Conducting industry research to give specific policy prescriptions and setting quantitative exposure parameters for handling portfolio in large / important industries, by issuing advisories on the general outlook for the Industries / Sectors, from time to time.

The measurement of Credit Risk involves computation of Credit Risk Components viz Probability of Default (PD), Loss Given Default (LGD) and Exposure At Default (EAD).

The monitoring and control of Credit Risk includes setting up exposure limits to achieve a well-diversified portfolio across dimensions such as single borrower, group borrower and industries. For better risk management and avoidance of concentration of Credit Risks, internal guidelines on prudential exposure norms in respect

Pillar 3 Disclosures

of individual companies, group companies, Banks, individual borrowers, non-corporate entities, sensitive sectors such as capital market, real estate, sensitive commodities, etc., are in place. Credit Risk Stress Tests are conducted at half yearly interval to identify vulnerable areas for initiating corrective action, where necessary.

The Bank has also a Loan Policy which aims at continued improvement of the overall quality of assets at the portfolio level, by establishing a commonality of approach regarding credit basics, appraisal skills, documentation standards and awareness of institutional concerns and strategies, while leaving enough room for flexibility and innovation.

The Bank has processes and controls in place in regard to various aspects of Credit Risk Management such as appraisal, pricing, credit approval authority, documentation, reporting and monitoring, review and renewal of credit facilities, management of problem loans, credit monitoring, etc. The Bank also has a system of Credit Audit with the aims of achieving continuous improvement in the quality of the credit portfolio with total credit exposure (FB+NFB limits) above ₹20 Crore/ USD 2 Million or its equivalent and above. Credit Audit covers audit of credit sanction decisions at various levels. Both the pre-sanction process and post-sanction position are examined as a part of the Credit Audit System. Credit Audit also examines identified Risks and suggests Risk Mitigation Measures.

DF-3: Quantitative Disclosures as on 31.03.2023 (Insurance entities, JVs & Non-financial entities excluded)

General Disclosures:

₹ in Crore			
Quantitative Disclosures	Fund Based	Non-Fund Based	Total
b Total Gross Credit Risk Exposures	3338401.14	510596.72	3848997.86
c Geographic Distribution of Exposures: FB / NFB			
Overseas	533570.52	76813.17	610383.69
Domestic	2804830.62	433783.55	3238614.17
d Industry Type Distribution of Exposures Fund based / Non-Fund Based separately	Please refer to Table "A"		
e Residual Contractual Maturity Breakdown of Assets	Please refer to Table "B"		
f Amount of NPAs (Gross) i.e. Sum of (i to v)			91874.12
i. Substandard			12733.68
ii. Doubtful 1			11761.63
iii. Doubtful 2			21849.32
iv. Doubtful 3			18338.89
v. Loss			27190.60
g Net NPAs			21497.00
h NPA Ratios			
i) Gross NPAs to gross advances			2.75%
ii) Net NPAs to net advances			0.66%
i Movement of NPAs (Gross)			
i) Opening balance			112785.09
ii) Additions			20161.30
iii) Reductions			41072.27
iv) Closing balance			91874.12

₹ in Crore

Quantitative Disclosures	Fund Based	Non-Fund Based	Total
j Movement of provisions for NPAs			
i) Opening balance			84782.24
ii) Provisions made during the period			10922.65
iii) Write-off/Write-back of excess provisions			25327.77
iv) Closing balance			70377.12
k Amount of Non-Performing Investments			3822.42
l Amount of Provisions held for Non-Performing Investments			3104.75
m Movement of Provisions for Depreciation on Investments			
Opening balance			10825.23
Provisions made during the period			6997.40
Write-off			363.23
Write-back of excess provisions			1214.72
Closing balance			16244.68
n By major industry or counter party type			
Amt. of NPA and if available, past due loans, provided separately			38696.98
Specific & general provisions; and			-
Specific provisions and write-offs during the current period			-
o Amt. of NPAs and past due loans provided separately by significant geographical areas including specific and general provisions			-
Provisions			-

Table- A: DF-3 (d) Industry Type Distribution of Exposures as on 31.03.2023

(₹ in Crore)

Code	Industry	Fund Based [Outstanding-O/s]			Non-Fund Based(O/s)
		Standard	NPA	Total	
1	Coal	5,163.74	368.09	5,531.83	5,080.50
2	Mining	17,117.69	75.90	17,193.59	4,015.27
3	Iron & Steel	58,057.61	735.40	58,793.01	43,183.46
4	Metal Products	33,708.22	488.88	34,197.10	12,521.75
5	All Engineering	30,962.22	2,538.31	33,500.53	65,427.12
5.1	Of which Electronics	5,634.97	95.56	5,730.53	4,593.58
6	Electricity	542.20	0.35	542.55	24.23
7	Cotton Textiles	21,201.71	1,235.72	22,437.43	2,137.12
8	Jute Textiles	615.07	28.17	643.24	40.70
9	Other Textiles	10,792.15	1,123.02	11,915.17	2,553.82
10	Sugar	6,407.82	585.31	6,993.13	540.12
11	Tea	1,157.97	43.55	1,201.52	33.17
12	Food Processing	54,178.41	3,911.91	58,090.32	4,444.82
13	Vegetable Oils & Vanaspati	4,592.50	494.31	5,086.81	5,132.79
14	Tobacco / Tobacco Products	212.79	10.36	223.15	112.78

Pillar 3 Disclosures

(₹ in Crore)

Code	Industry	Fund Based [Outstanding-O/s]			Non-Fund Based(O/s)
		Standard	NPA	Total	
15	Paper / Paper Products	6,241.50	272.19	6,513.69	1,135.98
16	Rubber / Rubber Products	9,698.96	489.08	10,188.04	1,757.47
17	Chemicals / Dyes / Paints etc.	96,403.76	1,472.28	97,876.04	57,445.85
17.1	Of which Fertilizers	14,059.76	27.65	14,087.41	12,884.90
17.2	Of which Petrochemicals	45,419.38	50.57	45,469.95	39,789.89
17.3	Of which Drugs &Pharma	23,588.05	400.18	23,988.23	1,321.12
18	Cement	7,469.36	717.04	8,186.40	4,346.57
19	Leather & Leather Products	2,037.97	158.18	2,196.15	315.86
20	Gems & Jewellery	9,685.60	1,382.71	11,068.30	157.63
21	Construction	42,654.63	1,222.30	43,876.93	16,809.67
22	Petroleum	82,331.57	284.20	82,615.77	25,794.07
23	Automobiles & Trucks	16,229.42	874.61	17,104.03	4,853.12
24	Computer Software	1,966.02	10.06	1,976.08	1,775.02
25	Infrastructure	3,79,517.09	19,164.32	3,98,681.41	72,753.88
25.1	Of which Power	1,99,455.67	4,420.36	2,03,876.03	30,181.50
25.2	Of which Telecommunication	41,395.74	2,215.99	43,611.73	1,245.21
25.3	Of which Roads & Ports	94,161.62	6,690.84	1,00,852.46	20,335.72
26	Other Industries	5,03,147.43	29,976.54	5,33,123.97	1,18,579.79
27	NBFCs & Trading	5,28,901.84	11,664.53	5,40,566.37	34,732.47
28	Residual Advances	13,15,531.79	12,546.80	13,28,078.59	24,891.67
	Total	32,46,527.02	91,874.12	33,38,401.14	5,10,596.72

Table- B DF-3 (e) SBI (CONSOLIDATED) Residual contractual maturity breakdown of assets as on 31.03.2023*

(₹ In Crore)

INFLOWS	1 day	2-7 days	8-14 days	15-30 days	31 days & upto 2 months	More than 2 months & upto 3 months	Over 3 months & upto 6 months	Over 6 months & upto 1 year	Over 1 year & upto 3 years	Over 3 years & upto 5 years	Over 5 years	TOTAL
1 Cash	21553.25	10.40	0.00	0.01	0.00	0.00	0.00	0.00	0.00	0.00	0.00	21563.65
2 Balances with RBI	20056.44	3797.49	2089.21	2876.24	3523.87	2308.40	7721.07	49870.56	46041.86	24971.64	62435.84	225692.62
3 Balances with other Banks	46391.67	17405.44	1819.07	2009.39	833.12	1396.26	717.37	3874.66	1057.57	434.07	423.24	76361.85
4 Investments	13912.15	19047.81	64673.83	104663.86	306716.57	242920.25	585216.84	126207.98	26085.01	7466.82	108893.07	1605804.19
5 Advances	31452.55	26065.30	23933.02	55036.81	91346.93	68494.18	197461.92	242929.71	1179095.60	498168.06	869939.39	3283923.47
6 Fixed Assets	0.00	0.00	0.00	0.00	0.00	0.00	0.01	90.93	161.59	147.00	43344.34	43743.87
7 Other Assets	13476.00	40062.23	42293.95	29947.51	22857.14	19911.49	32064.74	47932.18	25011.89	38016.03	90712.86	402286.02
TOTAL	146842.05	106388.66	134809.08	194533.81	425277.63	335030.58	823181.95	470906.02	1277453.52	569203.62	1175748.75	5659375.67

*Notes:

- i) Insurance entities, Non-financial entities, JVs, Special Purpose Vehicles & Intra-group Adjustments are excluded.
- ii) Investments include Non-Performing Investments and Advances includes Non-Performing Advances.
- iii) The Bucketing structure has been revised based on the RBI guidelines dated March 23, 2016.

DF-4: CREDIT RISK: DISCLOSURES FOR PORTFOLIOS SUBJECT TO THE STANDARDISED APPROACH

As on 31.03.2023

Disclosures for Portfolios subject to Standardised Approach

Qualitative Disclosures

Names of Credit Rating Agencies used, plus reasons for any changes

- (a) As per RBI Guidelines, the Bank has identified CARE, CRISIL, ICRA, India Rating, ACUITE Ratings and Research and INFOMERICs (Domestic Credit Rating Agencies) and FITCH, Moody's and S&P (International Rating Agencies) as approved Rating Agencies, for the purpose of rating Domestic and Overseas Exposures, respectively, whose ratings are used for the purpose of computing Risk-weighted Assets and Capital Charge.

Types of exposures for which each Agency is used

- (i) For Exposures with a contractual maturity of less than or equal to one year (except Cash Credit, Overdraft and other Revolving Credits), Short-term Ratings given by approved Rating Agencies are used.
- (ii) For Cash Credit, Overdraft and other Revolving Credits (irrespective of the period) and for Term Loan exposures of over 1 year, Long Term Ratings are used.

Description of the process used to transfer Public Issue Ratings onto comparable assets in the Banking Book

The key aspects of the Bank's external ratings application framework are as follows:

- All long term and short term ratings assigned by the credit rating agencies specifically to the Bank's long term and short term exposures respectively are considered by the Bank as issue specific ratings.
- Foreign sovereign and foreign bank exposures are risk-weighted based on issuer ratings assigned to them.
- The Bank ensures that the external rating of the facility/borrower has been reviewed at least once by the ECAI during the previous 15 months and is in force on the date of its application.
- Where multiple issuer ratings are assigned to an entity by various credit rating agencies, the risk weight is determined as follows:
 - If there is only one rating by a chosen credit rating agency for a particular claim, then that rating is used to determine the risk weight of the claim.
 - If there are two ratings accorded by chosen credit rating agencies, which map into different risk weights, the higher risk weight is applied.
 - If there are three or more ratings accorded by chosen credit rating agencies with different risk weights, the ratings corresponding to the two lowest risk weights are referred to and the higher of those two risk weights is applied, i.e., the second lowest risk weight.

Long-term Issue Specific Ratings (For the Bank's own exposures or other issuance of debt by the same borrower-constituent/counterparty) or Issuer (borrower-constituents/counterparty) Ratings are applied to other unrated exposures of the same borrower-constituent/counter-party in the following cases:

- If the Issue Specific Rating or Issuer Rating maps to Risk Weight equal to or higher than the unrated exposures, any other unrated exposure on the same counter-party is assigned the same Risk Weight, if the exposure ranks pari passu or junior to the rated exposure in all respects.
- In cases where the borrower-constituent/counterparty has issued a debt (which is not a borrowing from the Bank), the rating given to that debt is applied to the Bank's unrated exposures, if the Bank's exposure ranks pari-passu or senior to the specific rated debt in all respects and the maturity of unrated Bank's exposure is not later than the maturity of the rated debt.

Quantitative Disclosures as on 31.03.2023

(₹ in Crore)

(b) For exposure amounts after risk mitigation subject to the Standardised Approach, amount of group's outstanding (rated and unrated) in each risk bucket as well as those that are deducted.	Amount
Below 100% Risk Weight	24,89,255.87
100% Risk Weight	10,75,897.41
More than 100% Risk Weight	2,83,844.58
Deducted	0.00
Total	38,48,997.86

DF-5: CREDIT RISK MITIGATION: DISCLOSURES FOR STANDARDISED APPROACHES

As on 31.03.2023

Credit Risk Mitigation: Disclosures for Standardised Approach

(a) Qualitative Disclosures

- Policies and processes for, and an indication of the extent to which the bank makes use of, on- and off-balance sheet netting**

On-balance sheet netting is confined to loans/advances and deposits, where the Bank have legally enforceable netting arrangements, involving specific lien with proof of documentation. The Bank calculates capital requirements on the basis of net credit exposures subject to the following conditions:

Where bank,

- has a well-founded legal basis for concluding that the netting or offsetting agreement is enforceable in each relevant jurisdiction regardless of whether the counterparty is insolvent or bankrupt.
- is able at any time to determine the loans/advances and deposits with the same counterparty that are subject to the netting agreement; and
- monitors and controls the relevant exposures on a net basis, it may use the net exposure of loans/advances and deposits as the basis for its capital adequacy calculation. Loans/advances are treated as exposure and deposits as collateral.

- Policies and Processes for Collateral Valuation and Management**

The Bank has an integrated Credit Risk Management, Credit Risk Mitigation and Collateral Management Policy in place which is reviewed annually. Part B of this policy deals with Credit Risk Mitigation and Collateral Management, addressing the Bank's approach towards the credit risk mitigants used for capital calculation.

The objective of this Policy is to enable classification and valuation of credit risk mitigants in a manner that allows regulatory capital adjustment to reflect them.

The Policy adopts the Comprehensive Approach, which allows full offset of collateral (after appropriate haircuts), wherever applicable against exposures, by effectively reducing the exposure amount by the value ascribed to the collateral. The following issues are addressed in the Policy:

- Classification of credit risk-mitigants
- Acceptable credit risk-mitigants
- Documentation and legal process requirements for credit risk-mitigants
- Valuation of collateral

Pillar 3 Disclosures

- (v) Margin and Haircut requirements
- (vi) External ratings
- (vii) Custody of collateral
- (viii) Insurance
- (ix) Monitoring of credit risk mitigants
- (x) General guidelines.

Description of the main types of collateral taken by the Bank

The following collaterals are usually recognised as Credit Risk Mitigants under the Standardised Approach:

Cash or Cash equivalent (Bank Deposits/NSCs/KVP/LIC Policy, etc.)

Gold

Securities issued by Central / State Governments

Debt Securities rated BBB- or better A3 for Short-Term Debt Instrument

▪ Main types of Guarantor Counterparty and their creditworthiness

The Bank accepts the following entities as eligible guarantors, in line with RBI guidelines:

- Sovereign, Sovereign entities [including Bank for International Settlements (BIS), International Monetary Fund (IMF), European Central Bank and European Community as well as Multilateral Development Banks, Export Credit & Guarantee Corporation (ECGC) and Credit Guarantee Fund Trust for Micro and Small Enterprises (CGTMSE)], Public Sector Enterprises (PSEs), Banks and Primary Dealers with a lower risk weight than the counterparty.
- Other guarantors having an external rating of AA or better. In case the guarantor is a parent company, affiliate, or subsidiary, they should enjoy a risk weight lower than the obligor for the guarantee to be recognised by the Bank. The rating of the guarantor should be an entity rating which has factored in all the liabilities and commitments (including guarantees) of the entity.

Information about (Market or Credit) risk concentrations within the mitigation taken:

The Bank has a well-dispersed portfolio of assets which are secured by various types of collaterals, such as: -

- Eligible financial collaterals listed above
- Guarantees by sovereigns and well-rated corporates,
- Fixed assets and current assets of the counterparty.

Quantitative Disclosures as on 31.03.2023

	(Amt. ₹ in Crore)
(b) For each separately disclosed credit risk portfolio the total exposure (after, where applicable, on- or off balance sheet netting) that is covered by eligible financial collateral after the application of haircuts.	3,66,260.51
(c) For each separately disclosed portfolio the total exposure (after, where applicable, on- or off-balance sheet netting) that is covered by guarantees/credit derivatives (whenever specifically permitted by RBI)	1,26,219.17

DF-6: SECURITISATION EXPOSURES: DISCLOSURE FOR STANDARDISED APPROACH

As on 31.03.2023

Qualitative Disclosures

<p>(a) The general qualitative disclosure requirement with respect to securitisation including a discussion of: The bank's objectives in relation to securitisation activity, including the extent to which these activities transfer credit risk of the underlying securitised exposures away from the bank to other entities.</p>	<p>The Bank's investment in securitisation assets (PTCs & PSLCs) with an object to optimise returns while adhering to Banks' risk appetite, ensure liquidity and to meet priority sector requirements of the Bank.</p>
<p>The nature of other risks (e.g. liquidity risk, pipeline and warehousing risk) inherent in securitised assets;</p>	<p>Credit Risk, Liquidity Risk, Interest Rate Risk, Prepayment Risk, Performance/ Servicer Risk.</p>
<p>The various roles played by the bank in the securitisation process (For example: originator, investor, servicer, provider of credit enhancement, liquidity provider, swap provider@, protection provider#) and an indication of the extent of the bank's involvement in each of them; @ A bank may have provided support to a securitisation structure in the form of an interest rate swap or currency swap to mitigate the interest rate/currency risk of the underlying assets, if permitted as per regulatory rules. # A bank may provide credit protection to a securitisation transaction through guarantees, credit derivatives or any other similar product, if permitted as per regulatory rules.</p>	<p>Investor: The Bank invests in PTCs & PSLCs backed by financial assets.</p>
<p>A description of the processes in place to monitor changes in the credit and market risk of securitisation exposures (for example, how the behaviour of the underlying assets impacts securitisation exposures as defined in para 5.16.1 of the Master Circular on NCAF dated July 1, 2012).</p>	<p>Bank has invested in securitisation product. Bank monitors rating migration and provides capital charge on the securitisation exposure.</p>
<p>A description of the bank's policy governing the use of credit risk mitigation to mitigate the risks retained through securitisation exposures;</p>	<p>As per Bank's internal guidelines</p>
<p>(b) Summary of the bank's accounting policies for securitisation activities, including:</p>	<p>Financing</p>
<p>Whether the transactions are treated as sales or financings;</p>	<p>As per FIMMDA guidelines</p>
<p>Methods and key assumptions (including inputs) applied in valuing positions retained or purchased</p>	<p>Not Applicable</p>
<p>Changes in methods and key assumptions from the previous period and impact of the changes;</p>	<p>Not Applicable</p>
<p>Policies for recognising liabilities on the balance sheet for arrangements that could require the bank to provide financial support for securitised assets.</p>	<p>Not Applicable</p>
<p>Details of Sponsorship of Off-balance sheet vehicles.</p>	<p>Nil</p>
<p>Valuation with regards to securitisation exposure</p>	<p>As per FIMMDA guidelines</p>
<p>(c) In the banking book, the names of ECALs used for securitisations and the types of securitisation exposure for which each agency is used.</p>	<p>Not Applicable</p>
<p>Quantitative Disclosures: Banking Book</p>	<p></p>
<p>(d) The total amount of exposures securitised by the bank.</p>	<p>Nil</p>
<p>(e) For exposures securitised losses recognised by the bank during the current period broken by the exposure type (e.g. Credit cards, housing loans, auto loans etc. detailed by underlying security)</p>	<p>Nil</p>
<p>(f) Amount of assets intended to be securitised within a year</p>	<p>Nil</p>
<p>(g) Of (f), amount of assets originated within a year before securitisation.</p>	<p>Not Applicable</p>
<p>(h) The total amount of exposures securitised (by exposure type) and unrecognised gain or losses on sale by exposure type.</p>	<p>Nil</p>
<p>(i) Aggregate amount of:</p>	<p></p>
<p>On-balance sheet securitisation exposures retained or purchased broken down by exposure type and</p>	<p>Nil</p>
<p>Off-balance sheet securitisation exposures broken down by exposure type</p>	<p>Nil</p>

Pillar 3 Disclosures

(j)	Aggregate amount of securitisation exposures retained or purchased and the associated capital charges, broken down between exposures and further broken down into different risk weight bands for each regulatory capital approach	Nil
	Exposures that have been deducted entirely from Tier 1 capital, credit enhancing I/Os deducted from total capital, and other exposures deducted from total capital (by exposure type).	Nil
Quantitative Disclosures: Trading Book		
(k)	Aggregate amount of exposures securitised by the bank for which the bank has retained some exposures and which is subject to the market risk approach, by exposure type.	Nil
(l)	Aggregate amount of:	
	On-balance sheet securitisation exposures retained or purchased broken down by exposure type; and	₹3,663.54 Crore
	Off-balance sheet securitisation exposures broken down by exposure type.	Nil
(m)	Aggregate amount of securitisation exposures retained or purchased separately for:	Nil
	Securitisation exposures retained or purchased subject to Comprehensive Risk Measure for specific risk; and	Nil
	Securitisation exposures subject to the securitisation framework for specific risk broken down into different risk weight bands.	Nil
(n)	Aggregate amount of:	
	The capital requirements for the securitisation exposures, subject to the securitisation framework broken down into different risk weight bands.	₹168.42 Crore
	Securitisation exposures that are deducted entirely from Tier 1 capital, credit enhancing I/Os deducted from total capital, and other exposures deducted from total capital (by exposure type).	Nil
(o)	Details of Securitisation exposure in the Banking Book:	Nil

(p) Details of Securitisation exposure in the Trading Book:

i. Securitisation exposures retained or purchased as on 31.03.2023

(₹ in Crore)

Exposure type ¹	On-balance sheet	Off-balance sheet	Total
Vehicle/equipment loans	2995.77	Nil	2995.77
Home loans	Nil	Nil	Nil
Personal loans	27.89	Nil	27.89
Unsecured loans	639.88	Nil	639.88
Gold/Jewel loans	Nil	Nil	Nil
Corporate loans	Nil	Nil	Nil
Others	Nil	Nil	Nil
Total	3663.54	Nil	3663.54

1. Securitisation exposures include PTCs originated by the Bank as well as PTCs purchased in case of third party originated securitisation transactions.

ii. Details of Risk weights band break-up of securitisation exposure as on 31.03.2023

(₹ in Crore)

	<100% risk weight	100% risk weight	>100% risk weight	Total
Exposure	3,663.54	-	-	3,663.54
Total capital charge	168.42	-	-	168.42

DF-7: MARKET RISK IN TRADING BOOK

As on 31.03.2023

(a) QUALITATIVE DISCLOSURES:

- (1) The Bank follows Standardised Measurement Method (SMM) for computing capital requirement for Market Risk.
- (2) Market Risk Management Department (MRMD) is functioning as a part of Risk Management Department of the Bank, in terms of Governance structure approved by the Board of the Bank.
- (3) MRMD is responsible for identification, assessment, monitoring and reporting of market risk associated with Treasury Operations.
- (4) The following Board approved policies with defined Market Risk Management parameters for each asset class are in place:
 - (a) Market Risk Management Policy
 - (b) Market Risk Limits Policy
 - (c) Investment Policy
 - (d) Trading Policy
 - (e) Stress Test Policy for Market Risk
- (5) Risk monitoring is an ongoing process and risk positions are analysed and reported to Top Management of the Bank, Market Risk Management Committee and Risk Management Committee of the Board.
- (6) Risk management and reporting is based on parameters such as Modified Duration, Convexity, PV01, Option Greeks, Maximum permissible exposures, Value at Risk Limits, Concentration Risk Limits, Lower and upper management Action Triggers, in line with global best practices.
- (7) Forex Open position limit (Daylight/Overnight), Stop Loss Limit, Aggregate Gap Limit (AGL), Individual Gap Limit (IGL) as approved by the Board is monitored and exceptions, if any, is reported to Top Management of the Bank, Market Risk Management Committee and Risk Management Committee of the Board.
- (8) Value at Risk (VaR) computation and Back-Testing of VaR number is carried out on daily basis. Market Risk Stress Testing is carried out at quarterly intervals as a complement to Value at Risk. Results are reported to Top Management of the Bank, Market Risk Management Committee and Risk Management Committee of the Board.
- (9) Respective Foreign offices monitor market risk of their investment portfolio, as per the local regulatory and RBI stipulations. Further, Stop Loss limit for individual investments and exposure limits for certain portfolios have been prescribed.
- (10) Bank has submitted Letter of Intent (LOI) to RBI to migrate to advanced approach i.e. Internal Models Approach for calculating capital charge for market risk.

(b) QUANTITATIVE DISCLOSURES:

CAPITAL CHARGE ON MARKET RISK

Bank maintains Capital Charge for Market Risk under the Standardised measurement method as under.

	(₹ in Crore)
Category	31.03.2023
Interest rate Risk (including Derivatives)	12,373.98
Equity Position Risk	10,894.61
Foreign Exchange Risk	902.31
Total	24,170.90

DF-8: OPERATIONAL RISK

As on 31.03.2023

Qualitative disclosures

A. The structure and organisation of Operational Risk Management function

- Operational Risk Management Department functions in SBI as part of the Integrated Risk Governance Structure under the control of respective Chief Risk Officer. In SBI, Chief Risk Officer reports to Risk Management Committee of the Board (RMCB)
- The operational risk related issues in other Group entities are being dealt with as per the requirements of the business model and their regulators under the overall control of Chief Risk Officers of respective entities.
- Policies for control and mitigation of Operational Risk in SBI

Domestic Banking Entities (SBI)

The following Policies, Framework Documents and Manuals are in place in SBI:

Policies and Framework Documents

- Operational Risk Management policy encompasses Operational Risk Management Framework for systematic and proactive identification, assessment, measurement, monitoring, mitigation and reporting of the Operational Risks.
- Loss Data Management Policy.
- IT Policy and Standards.
- IT Procedures and Guidelines
- Cyber Security Policy
- Information Security Policy
- Business Continuity and Operational Resilience (BC& OR) Policy.
- SBGITC Business Continuity Management System (BCMS) Policy
- Policy on Know Your Customer (KYC) Standards and Anti Money Laundering (AML)/ Combating of Financing of Terrorism Measures.
- Policy on Fraud Risk Management.
- IT Outsourcing and Procurement Policy.
- Policy on Insurance.

Manuals

- Operational Risk Management Manual
- Loss Data Management Manual
- Business Continuity and Operational Resilience (BC& OR) Manual
- Business Continuity Management System (BCMS) Plan

Domestic Non-Banking and Overseas Banking entities

Policies and Manuals, as relevant to the business model of non-Banking entities and as per the requirements of the overseas regulators in respect of Overseas Banking subsidiaries are in place. A few of the policies in place are – Disaster Recovery Plan/ Business Continuity Plan, Incident Reporting Mechanism, Near Miss Events Reporting Mechanism, Outsourcing Policy, etc.

B. Strategies and Processes

Domestic Banking entities (SBI)

- To successfully embed the risk culture and operational risk management, Risk Management Committees at various levels at Circles like RMCAOs, RMCCs, and RMCs at the Business and Support Groups (RMC-RB & O, RMC-IBG, RMC-GMU, RMC-CAG, RMC-CCG, RMC-SARG & RMC-IT) are in place in addition to the Operational Risk Management Committee (ORMC) and the Risk Management Committee of the Board (RMCB).
- The process of building a comprehensive database of internal and external losses due to Operational Risks as per Basel defined 8 Business Lines and 7 Loss Event Types is in place. In addition, Near Miss Events and external losses are also captured to improve risk management practices.
- Risk and Control Self-Assessment (RCSA) is a proactive exercise conducted in workshop-based manner to identify gaps, if any, in the existing controls and suggestions are invited for improvement of System & Controls to mitigate the Risks. RCSA also helps in generating risk awareness among staff members. RCSA exercise is carried out across Bank Branches, CPCs and Offices on a yearly basis. Bank also conducts theme based RCSA for Products /Processes. During FY 23, the Bank has conducted 16 Theme-based RCSA exercises and RCSA exercise (sign off) was conducted at the time of launch/ review of 44 products/processes. Based on the RCSA exercise, Mitigation plans are prepared and implemented for activities rated as High & Critical Risks. Feasibility study is carried out by Business owners for suggestions emanated during RCSA exercise for further improvement of System & Controls in the Bank.
- Key Indicators (KIs) have been identified across the Business and Support Groups with threshold and monitoring mechanism. KIs are being monitored at quarterly intervals by the RMCs, the ORMC and the RMCB. Top 10 KIs have been identified during current financial year for close follow up.
- Development of internal systems for quantifying and monitoring operational risk as required under Basel II guidelines is in place.

Others

The following measures are being used to control and mitigate Operational Risks in the Domestic Banking entities:

- Book of Instructions” (Manual on General Instructions, Manual on Loans & Advances) which contains detailed procedural guidelines for processing various banking transactions. Amendments and modifications to update these guidelines are being carried out regularly through e-circulars/Master circulars. Guidelines and instructions are also propagated through e-Circulars, E-Learning Lessons, Training Programs, etc.
- Updated Manuals and operating instructions relating to Business Process Re-engineering (BPR) units.
- Delegation of Financial powers, which details sanctioning powers of various levels of officials for different types of financial and non-financial transactions.
- Training of staff-Inputs on Operational Risk is included as a part of Risk Management modules in the trainings conducted for various categories of staff at Bank’s Apex Training Institutes and State Bank Institute of Learning and Development.
- Insurance cover is obtained for most of the potential operational risks excluding frauds, as per Bank’s policy on insurance.

Pillar 3 Disclosures

- Internal Auditors are responsible for the examination and evaluation of the adequacy and effectiveness of the control systems and the functioning of specific control procedures. They also conduct review of the existing systems to ensure compliance with legal and regulatory requirements, codes of conduct and the implementation of policies and procedures.
- In order to ensure business continuity, resumption and recovery of critical business process after a disaster, the Bank has robust Business Continuity and Operational Resilience Policy and Manuals in place.
- Stringent Implementation of vacation policy.
- Conduct of RCSA-Abridged at remaining Branches where RCSA is not proposed.

Domestic Non-Banking and Overseas Banking entities

Adequate measures by way of systems and procedures and reporting have been put in place in the Domestic Non-Banking and Overseas Banking entities.

C. The scope and nature of Risk Reporting and Measurement Systems

- A system of prompt submission of reports on Frauds is in place in all the Group entities.
- A comprehensive system of Preventive Vigilance & Whistle Blowing has been established in all the Group entities.
- Significant risks thrown up in RCSA/RCSA-Abridged exercise at all Branches, Scenario Analysis and loss data/NMEs analysis are reported to Top Management at regular intervals and corrective actions are initiated on an ongoing basis.
- Basic Indicator Approach with capital charge of 15% of average gross income for previous 3 years is applied for Operational Risk, except Insurance Companies, for the year ended 31st March 2023.

DF-9: INTEREST RATE RISK IN BANKING BOOK (IRRBB)

As on 31.03.2023

1. Qualitative Disclosures

Interest rate risk refers to impact on Bank's Net Interest Income and the value of its assets and liabilities arising from fluctuations in interest rate due to internal and external factors. Internal factors include the composition of the Bank's assets and liabilities, quality, maturity, existing rates and re-pricing period of deposits, borrowings, loans and investments. External factors cover general economic conditions. Rising or falling interest rates impact the Bank depending on whether the Balance Sheet is asset sensitive or liability sensitive. The Bank identifies the inherent risks associated with the changing interest rates on its on-balance sheet and off-balance sheet exposures in the banking book from both a short-term and long-term perspective.

1.1 Structure and organisation

The Asset-Liability Management Committee (ALCO) is responsible for evolving appropriate systems and procedures for ongoing identification and analysis of Balance Sheet risks and laying down parameters for efficient management of these risks through ALM Policy of the Bank. ALCO, therefore, periodically monitors and controls the risks and returns, funding and deployment, setting Bank's lending and deposit rates, and directing the investment activities of the Bank. The Risk Management Committee of the Board of Directors (RMCB) oversees the implementation of the system for ALM and reviews its functioning periodically and provides direction. It reviews various decisions taken by ALCO for managing interest rate risk.

1.2 Scope and nature of risk reporting and measurement systems

RBI has stipulated monitoring of Interest Rate Risk at monthly intervals through a Statement of Interest Rate Sensitivity under Traditional Gap Analysis (IRS-TGA). Accordingly, ALCO reviews IRS-TGA on monthly basis and monitors the Earnings at Risk (EaR) which measures the change in Net Interest Income of the Bank due to parallel change in interest rate on both the assets & liabilities.

RBI has also stipulated to estimate the impact of change in interest rates on economic value of Bank's assets and liabilities through Interest Rate Sensitivity under Duration Gap Analysis (IRS-DGA), which Bank carries out on monthly basis. The impact of interest rate changes on the Market Value of Equity is monitored through IRS-DGA by recognising the changes in the value of assets and liabilities by a given change in the market interest rate. The change in value of equity (including reserves) with 2% parallel shift in interest rates for both assets and liabilities is estimated.

EaR: The immediate impact of changes in interest rates is on Bank's earnings through changes in its Net Interest Income (NII). EaR is useful in calculating the impact of the change in interest rate on the NII for a shorter period of time (impact over a one-year period). The EaR computations include the banking book as well as the trading book.

MVE: A long-term impact of changes in interest rates is on Bank's Market Value of Equity (MVE) or Net Worth through changes in the economic value of its liabilities and off-balance sheet positions. Although these changes in value do not pass through earnings, they have a bearing on Bank's capital position.

The Bank uses MVE approach as part of a framework to manage IRRBB for its domestic and foreign operations. Impact on MVE is assessed for the overall Bank and Banking Book separately. In order to effectively monitor and manage IRRBB, the ALM Policy stipulates separate MVE limits for overall Bank and Banking Book.

1.3 Policies for hedging and mitigating risk

The Bank has a policy for undertaking hedge transactions. Depending on the underlying and prevailing market conditions, the Bank enters into hedge transactions for identified assets or liabilities. Derivative instruments like Interest Rate Swaps, OIS, Forward Rate Agreements and Cross Currency Swaps are used as a hedging technique by the Bank.

2. Quantitative Disclosures

- 2.1** The following table sets forth, estimated impact on NII due to changes in interest rates on interest sensitive positions as on 31st March 2023, assuming a parallel shift in the yield curve.

Earnings at Risk (EaR)

	(₹ in Crore)
	Impact on NII
Impact of 100 bps parallel shift in interest rate on both assets & liability on Net Interest Income (NII)	10,117.34
Impact of 200 bps parallel shift in interest rate on both assets & liability on Net Interest Income (NII)	20,234.68

- 2.2** The following table sets forth, estimated impact on MVE due to changes in interest rates on interest sensitive positions as on 31st March 2023, assuming a parallel shift in the yield curve.

Market Value of Equity (MVE)

	(₹ in Crore)
	Impact on MVE
Impact of 100 bps parallel shift in interest rate on both assets & liability on Market Value of Equity (MVE) - Banking Book	19,458.89
Impact of 200 bps parallel shift in interest rate on both assets & liability on Market Value of Equity (MVE) - Banking Book	38,917.78

Pillar 3 Disclosures

DF-10: GENERAL DISCLOSURE FOR EXPOSURE RELATED TO COUNTERPARTY CREDIT RISK

As on 31.03.2023

Qualitative Disclosure:

Credit Risk Management Department of the Bank uses scoring models for setting limits for amounts of counterparty exposure for Domestic Banks, Foreign Banks, Development Financial Institution, Primary Dealers, Small Finance Banks & Payment Banks.

Credit Risk Management Department allocates the exposure limits to all business units, viz., CAG, CCG, R&DB, Global Markets & IBG, who in turn allocate the limits among various operating units under their respective control.

Classification and recognition of collaterals

The Bank will accept, recognise and attribute value to collateral, both for internal sanctioning and/or regulatory capital relief purposes, only when the following conditions are fulfilled:

- There is a legal certainty of enforceability and effectiveness of collateral in all relevant jurisdictions
- All contractual and statutory requirements with respect to the loan and collateral documentation are fulfilled.
- The Bank has obtained a legal charge to the said collateral (including second/subordinate or paripassu charges, in addition to first legal charge).
- The legal mechanism by which the collateral is pledged or transferred ensures that the Bank has the right to liquidate or take possession of it in a timely manner, in the event of a default, insolvency or bankruptcy on the part of the counterparty or any third party.
- The Bank has clear and robust procedures for the timely liquidation of collateral to ensure that any legal conditions required for declaring the default of the counterparty and liquidating the collateral are fulfilled and collateral can be liquidated promptly.

For the purposes of eligibility for IRB capital computation, collaterals are required to satisfy all operational criteria outlined in RBI IRB guidelines.

Counterparty Credit Risk is the risk that the counterparty to a derivative transaction can default before the final settlement of the transaction's cash flow. To mitigate this risk, derivative transactions are undertaken only with those counterparties where approved counterparty limits are in place. Counterparty limits for banks are assessed using internal models considering a number of financial parameters like networth, capital adequacy ratio, rating etc. For corporates, the Derivatives limits are assessed and sanctioned in conjunction with regular credit limit as part of regular appraisal.

Quantitative Disclosure:

Distribution of Notional and Current Credit Exposure	Notional	Current credit exposure	(₹ In Crore)
			Exposure under Current Exposure Method (CEM)
a) Interest rate Swaps	768634.27	4021.11	9932.30
b) Cross Currency Swaps	92668.63	2299.24	9080.65
c) Currency Options	55325.81	29.39	1774.55
d) Foreign Exchange Contracts	906106.51	5011.26	26990.90
e) Currency Futures	-	-	-
f) Forward Rate Agreements	300.66	-	-
g) Others (please specify product name) - NDF	103372.16	333.63	2401.07
Total	1926408.04	11694.62	50179.47
Credit Derivative transactions	NIL		

DF-11: COMPOSITION OF CAPITAL

As on 31.03.2023

(₹ in Crore)

Basel III common disclosure template to be used from March 31, 2017

Common Equity Tier 1 capital: instruments and reserves			Ref No. (with respect to DF - 12: Step 2)
1	Directly issued qualifying common share capital plus related stock surplus (share premium)	80007.94	A1 + B3
2	Retained earnings	209920.68	B1 + B2 + B7 + B8 + B9 (#)
3	Accumulated other comprehensive income (and other reserves)	23237.42	B5 * 75% + B6 * 45%
4	Directly issued capital subject to phase out from CET1 (only applicable to non-joint stock companies)	0.00	
5	Common share capital issued by subsidiaries and held by third parties (amount allowed in group CET1)	2165.45	
6	Common Equity Tier 1 capital before regulatory adjustments	315331.49	
Common Equity Tier 1 capital: regulatory adjustments			
7	Prudential valuation adjustments	530.86	
8	Goodwill (net of related tax liability)	1538.36	D
9	Intangibles (net of related tax liability)	10.66	
10	Deferred Tax Assets	48.47	
11	Cash-flow hedge reserve	0.00	
12	Shortfall of provisions to expected losses	0.00	
13	Securitisation gain on sale	0.00	
14	Gains and losses due to changes in own credit risk on fair valued liabilities	0.00	
15	Defined-benefit pension fund net assets	0.00	
16	Investments in own shares (if not already netted off paid-up capital on reported balance sheet)	258.57	
17	Reciprocal cross-holdings in common equity	3.95	
18	Investments in the capital of banking, financial and insurance entities that are outside the scope of regulatory consolidation, net of eligible short positions, where the bank does not own more than 10% of the issued share capital (amount above 10% threshold)	0.00	
19	Significant investments in the common stock of banking, financial and insurance entities that are outside the scope of regulatory consolidation, net of eligible short positions (amount above 10% threshold)	0.00	
20	Mortgage servicing rights (amount above 10% threshold)	0.00	
21	Deferred tax assets arising from temporary differences (amount above 10% threshold, net of related tax liability)	0.00	
22	Amount exceeding the 15% threshold	0.00	
23	of which: significant investments in the common stock of financial entities	0.00	
24	of which: mortgage servicing rights	0.00	
25	of which: deferred tax assets arising from temporary differences	0.00	
26	National specific regulatory adjustments (26a+26b+26c+26d)	1373.66	
26a	of which: Investments in the equity capital of unconsolidated insurance subsidiaries	1319.68	
26b	of which: Investments in the equity capital of unconsolidated non-financial subsidiaries	53.98	

Pillar 3 Disclosures

(₹ in Crore)

Basel III common disclosure template to be used from March 31, 2017

		Ref No. (with respect to DF - 12: Step 2)
Common Equity Tier 1 capital: instruments and reserves		
26c	of which: Shortfall in the equity capital of majority owned financial entities which have not been consolidated with the bank	0.00
26d	of which: Unamortised pension funds expenditures	0.00
27	Regulatory adjustments applied to Common Equity Tier 1 due to insufficient Additional Tier 1 and Tier 2 to cover deductions	0.00
28	Total regulatory adjustments to Common equity Tier 1	3764.53
29	Common Equity Tier 1 capital (CET1)	311566.96
Additional Tier 1 capital: instruments		
30	Directly issued qualifying Additional Tier 1 instruments plus related stock surplus (share premium) (31+32)	49842.70
31	of which: classified as equity under applicable accounting standards (Perpetual Non-Cumulative Preference Shares)	0
32	of which: classified as liabilities under applicable accounting standards (Perpetual debt Instruments)	49842.70
33	Directly issued capital instruments subject to phase out from Additional Tier 1	0
34	Additional Tier 1 instruments (and CET1 instruments not included in row 5) issued by subsidiaries and held by third parties (amount allowed in group AT1)	406.02
35	of which: instruments issued by subsidiaries subject to phase out	0.00
36	Additional Tier 1 capital before regulatory adjustments	50248.72
Additional Tier 1 capital: regulatory adjustments		
37	Investments in own Additional Tier 1 instruments	0.00
38	Reciprocal cross-holdings in Additional Tier 1 instruments	150.00
39	Investments in the capital of banking, financial and insurance entities that are outside the scope of regulatory consolidation, net of eligible short positions, where the bank does not own more than 10% of the issued common share capital of the entity (amount above 10% threshold)	0.00
40	Significant investments in the capital of banking, financial and insurance entities that are outside the scope of regulatory consolidation (net of eligible short positions)	0.00
41	National specific regulatory adjustments (41a+41b)	0.00
41a	of which: Investments in the Additional Tier 1 capital of unconsolidated insurance subsidiaries	0.00
41b	of which: Shortfall in the Additional Tier 1 capital of majority owned financial entities which have not been consolidated with the bank	0.00
42	Regulatory adjustments applied to Additional Tier 1 due to insufficient Tier 2 to cover deductions	0.00
43	Total regulatory adjustments to Additional Tier 1 capital	150.00
44	Additional Tier 1 capital (AT1)	50098.72
45	Tier 1 capital (T1 = CET1 + AT1) (29 + 44)	361665.68
Tier 2 capital: instruments and provisions		
46	Directly issued qualifying Tier 2 instruments plus related stock surplus	35014.10
47	Directly issued capital instruments subject to phase out from Tier 2	513.88
48	Tier 2 instruments (and CET1 and AT1 instruments not included in rows 5 or 34) issued by subsidiaries and held by third parties (amount allowed in group Tier 2)	854.52
49	of which: instruments issued by subsidiaries subject to phase out	
50	Provisions	38527.59
51	Tier 2 capital before regulatory adjustments	74910.09

(₹ in Crore)

Basel III common disclosure template to be used from March 31, 2017

		Ref No. (with respect to DF - 12: Step 2)
Common Equity Tier 1 capital: instruments and reserves		
Tier 2 capital: regulatory adjustments		
52	Investments in own Tier 2 instruments	2.4
53	Reciprocal cross-holdings in Tier 2 instruments	0
54	Investments in the capital of banking, financial and insurance entities that are outside the scope of regulatory consolidation, net of eligible short positions, where the bank does not own more than 10% of the issued common share capital of the entity (amount above the 10% threshold)	0.00
55	Significant investments in the capital banking, financial and insurance entities that are outside the scope of regulatory consolidation (net of eligible short positions)	13.48
56	National specific regulatory adjustments (56a+56b)	0.00
56a	of which: Investments in the Tier 2 capital of unconsolidated insurance subsidiaries	0.00
56b	of which: Shortfall in the Tier 2 capital of majority owned financial entities which have not been consolidated with the bank	0.00
57	Total regulatory adjustments to Tier 2 capital	15.88
58	Tier 2 capital (T2)	74894.21
59	Total capital (TC = T1 + T2) (45 + 58)	436559.89
60	Total risk weighted assets (60a + 60b + 60c)	2941677.94
60a	of which: total credit risk weighted assets	2349191.85
60b	of which: total market risk weighted assets	302136.3
60c	of which: total operational risk weighted assets	290349.79
Capital ratios and buffers		
61	Common Equity Tier 1 (as a percentage of risk weighted assets)	10.59
62	Tier 1 (as a percentage of risk weighted assets)	12.29
63	Total capital (as a percentage of risk weighted assets)	14.84
64	Institution specific buffer requirement (minimum CET1 requirement plus capital conservation plus countercyclical buffer requirements plus G-SIB buffer requirement, expressed as a percentage of risk weighted assets)	8.60
65	of which: capital conservation buffer requirement	2.50
66	of which: bank specific countercyclical buffer requirement	0.00
67	of which: D-SIB buffer requirement	0.60
68	Common Equity Tier 1 available to meet buffers (as a percentage of risk weighted assets)	5.09
National minima (if different from Basel III)		
69	National Common Equity Tier 1 minimum ratio (if different from Basel III minimum)	5.50
70	National Tier 1 minimum ratio (if different from Basel III minimum)	7.00
71	National total capital minimum ratio (if different from Basel III minimum)	9.00
Amounts below the thresholds for deduction (before risk weighting)		
72	Non-significant investments in the capital of other financial entities	0.00
73	Significant investments in the common stock of financial entities	562.58
74	Mortgage servicing rights (net of related tax liability)	0.00
75	Deferred tax assets arising from temporary differences (net of related tax liability)	11060.24

Pillar 3 Disclosures

(₹ in Crore)

Basel III common disclosure template to be used from March 31, 2017

Common Equity Tier 1 capital: instruments and reserves		Ref No. (with respect to DF - 12: Step 2)
Applicable caps on the inclusion of provisions in Tier 2		
76	Provisions eligible for inclusion in Tier 2 in respect of exposures subject to standardised approach (prior to application of cap)	38527.59
77	Cap on inclusion of provisions in Tier 2 under standardised approach	29364.90
78	Provisions eligible for inclusion in Tier 2 in respect of exposures subject to internal ratings-based approach (prior to application of cap)	0.00
79	Cap for inclusion of provisions in Tier 2 under internal ratings-based approach	0.00
Capital instruments subject to phase-out arrangements (only applicable between March 31, 2017 and March 31, 2022)		
80	Current cap on CET1 instruments subject to phase out arrangements	0.00
81	Amount excluded from CET1 due to cap (excess over cap after redemptions and maturities)	0.00
82	Current cap on AT1 instruments subject to phase out arrangements	0%
83	Amount excluded from AT1 due to cap (excess over cap after redemptions and maturities)	0.00
84	Current cap on T2 instruments subject to phase out arrangements	0%
85	Amount excluded from T2 due to cap (excess over cap after redemptions and maturities)	0.00

Notes to the Template

Row No. of the template	Particular	(₹ in Crore)
10	Deferred tax assets associated with accumulated losses	48.47
	Deferred tax assets (excluding those associated with accumulated losses) net of Deferred tax liability	11060.24
	Total as indicated in row 10	48.47
19	If investments in insurance subsidiaries are not deducted fully from capital and instead considered under 10% threshold for deduction, the resultant increase in the capital of bank	0.00
	of which: Increase in Common Equity Tier 1 capital	0.00
	of which: Increase in Additional Tier 1 capital	0.00
	of which: Increase in Tier 2 capital	0.00
26b	If investments in the equity capital of unconsolidated non-financial subsidiaries are not deducted and hence, risk weighted then:	0.00
	(i) Increase in Common Equity Tier 1 capital	0.00
	(ii) Increase in risk weighted assets	0.00
50	Eligible Provisions included in Tier 2 capital	38527.59
	Eligible Revaluation Reserves included in Tier 2 capital	0.00
	Total of row 50	38527.59

B7: Revenue & Other Reserves is taken net of Integration & Development Fund (₹5 Crore)

DF-12: COMPOSITION OF CAPITAL - RECONCILIATION REQUIREMENT

As on 31.03.2023

Step 1

(₹ in Crore)

COMPOSITION OF CAPITAL - RECONCILIATION REQUIREMENT	Balance sheet as in financial statements	Balance sheet under regulatory scope of consolidation
	As on reporting date	As on reporting date
A Capital & Liabilities		
i Paid-up Capital	892.46	892.46
Reserves & Surplus	3,58,038.86	3,43,398.27
Minority Interest	12,836.62	6,102.95
Total Capital	3,71,767.94	3,50,393.68
ii Deposits	44,68,535.51	44,69,795.24
of which: Deposits from banks	10,772.06	10,772.06
of which: Customer deposits	44,57,763.45	44,59,023.18
of which: Other deposits (pl. specify)	-	-
iii Borrowings	5,21,151.95	5,21,301.95
of which: From RBI	26,467.44	26,467.44
of which: From banks	2,25,240.03	2,25,240.03
of which: From other institutions & agencies	1,55,559.17	1,55,559.17
of which: Others (Bonds Other than Capital Instrument Bonds)	23,073.00	23,223.00
of which: Capital instruments	90,812.31	90,812.31
iv Other liabilities & provisions	5,92,962.92	2,80,022.21
Total	59,54,418.32	56,21,513.08
B Assets		
i Cash and balances with Reserve Bank of India	2,47,321.05	2,47,256.27
Balance with banks and money at call and short notice	70,990.86	66,628.36
ii Investments	19,13,107.86	15,93,526.27
of which: Government securities	13,92,137.38	12,90,214.75
of which: Other approved securities	35,059.73	297.54
of which: Shares	1,05,387.92	14,374.82
of which: Debentures & Bonds	3,14,619.79	2,44,407.30
of which: Subsidiaries / Joint Ventures / Associates	16,189.21	10,701.76
of which: Others (Commercial Papers, Mutual Funds etc.)	49,713.83	33,530.10
iii Loans and advances	32,67,902.13	32,67,512.67
of which: Loans and advances to banks	1,52,608.02	1,52,608.02
of which: Loans and advances to customers	31,15,294.11	31,14,904.65
iv Fixed assets	44,407.38	43,562.02
v Other assets	4,09,150.68	4,01,489.13
of which: Goodwill	-	-
of which: Other intangibles (excluding MSRs)	-	-
of which: Deferred tax assets	11,136.38	11,112.51
vi Goodwill on consolidation	1,538.36	1,538.36
vii Debit balance in Profit & Loss account	-	-
Total Assets	59,54,418.32	56,21,513.08

Pillar 3 Disclosures

Step 2

(₹ in Crore)

COMPOSITION OF CAPITAL – RECONCILIATION REQUIREMENT	Balance sheet as in	Balance sheet under	Reference
	financial statements	regulatory scope of	
	As on reporting date	As on reporting date	number
A Capital & Liabilities			
i Paid-up Capital	892.46	892.46	A
of which: Amount eligible for CET 1	892.46	892.46	A1
of which: Amount eligible for AT1	-	-	A2
Reserves & Surplus	3,58,038.86	3,43,398.27	B
of which: Statutory Reserve	1,02,309.50	1,02,309.50	B1
of which: Capital Reserves	16,348.61	16,318.16	B2
of which: Share Premium	79,115.48	79,115.48	B3
of which: Investment Reserve	-	-	B4
of which: Investment Revaluation Reserve	12,271.38	12,271.38	
of which: Foreign Currency Translation Reserve	14,331.75	14,329.47	B5
of which: Revaluation Reserve on Fixed Assets	27,756.26	27,756.26	B6
of which: Revenue and Other Reserves	46,233.27	39,455.31	B7
of which: Reserves under Sec. 36(1)(viii) of Income Tax Act, 1961	17,749.31	17,749.31	B8
of which: Balance in Profit & Loss Account	41,923.30	34,093.40	B9
Minority Interest	12,836.62	6,102.95	
Total Capital	3,71,767.94	3,50,393.68	
ii Deposits	44,68,535.51	44,69,795.24	
of which: Deposits from banks	10,772.06	10,772.06	
of which: Customer deposits	44,57,763.45	44,59,023.18	
of which: Other deposits (pl. specify)	-	-	
iii Borrowings	5,21,151.95	5,21,301.95	
of which: From RBI	26,467.44	26,467.44	
of which: From banks	2,25,240.03	2,25,240.03	
of which: From other institutions & agencies	1,55,559.17	1,55,559.17	
of which: Others (Bonds Other than Capital Instrument Bonds)	23,073.00	23,223.00	
of which: Capital instruments	90,812.31	90,812.31	
iv Other liabilities & provisions	5,92,962.92	2,80,022.21	
of which: DTLs related to goodwill	-	-	
of which: DTLs related to intangible assets	-	-	
Total	59,54,418.32	56,21,513.08	

(₹ in Crore)

COMPOSITION OF CAPITAL – RECONCILIATION REQUIREMENT	Balance sheet as in	Balance sheet under	Reference number
	financial statements	regulatory scope of consolidation	
	As on reporting date	As on reporting date	
B Assets			
i Cash and balances with Reserve Bank of India	2,47,321.05	2,47,256.27	
Balance with banks and money at call and short notice	70,990.86	66,628.36	
ii Investments	19,13,107.86	15,93,526.27	
of which: Government securities	13,92,137.38	12,90,214.75	
of which: Other approved securities	35,059.73	297.54	
of which: Shares	1,05,387.92	14,374.82	
of which: Debentures & Bonds	3,14,619.79	2,44,407.30	
of which: Subsidiaries / Joint Ventures / Associates	16,189.21	10,701.76	
of which: Others (Commercial Papers, Mutual Funds etc.)	49,713.83	33,530.10	
iii Loans and advances	32,67,902.13	32,67,512.67	
of which: Loans and advances to banks	1,52,608.02	1,52,608.02	
of which: Loans and advances to customers	31,15,294.11	31,14,904.65	
iv Fixed assets	44,407.38	43,562.02	
v Other assets	4,09,150.68	4,01,489.13	
of which: Goodwill	-	-	
of which: Other intangibles (excluding MSRs)	-	-	
of which: Deferred tax assets	11,136.38	11,112.51	C
vi Goodwill on consolidation	1,538.36	1,538.36	D
vii Debit balance in Profit & Loss account	-	-	
Total Assets	59,54,418.32	56,21,513.08	

Step 3

(₹ in Crore)

Common Equity Tier 1 capital (CET1): instruments and reserves		Component of regulatory capital reported by bank	Ref No. (with respect to DF - 12: Step 2)
1	Directly issued qualifying common share (and equivalent for non - joint stock companies) capital plus related stock surplus	80007.94	A1 + B3
2	Retained earnings	209920.68	B1 + B2 + B7 + B8 + B9 (#)
3	Accumulated other comprehensive income (and other reserves)	23237.42	B5 * 75% + B6 * 45%
4	Directly issued capital subject to phase out from CET1 (only applicable to non-joint stock companies)	0.00	
5	Common share capital issued by subsidiaries and held by third parties (amount allowed in group CET1)	2165.45	
6	Common Equity Tier 1 capital before regulatory adjustments	315331.49	
7	Prudential valuation adjustments	530.86	
8	Goodwill (net of related tax liability)	1538.36	D

B7: Revenue & Other Reserves is taken net of Integration & Development Fund (₹5 Crore)

Pillar 3 Disclosures

DF 13: Main features of Regulatory Capital Instruments

DF 14: Full Terms and Conditions of Regulatory Capital Instruments

These disclosures i.e. DF 13 and DF 14 have been uploaded on the Bank's website i.e. www.sbi.co.in/portal/web/corporate-governance/basel-iii-disclosures

DF 15 - Disclosure Requirements for Remuneration

Not applicable, as Private sector and foreign banks operating in India are required to make this disclosure.

DF-16: Equities - Disclosure for Banking Book Positions as on 31.03.2023

Qualitative Disclosures

1	The general qualitative disclosure with respect to equity risk, including:	
	<ul style="list-style-type: none">Differentiation between holdings on which capital gains are expected and those taken under other objectives including for relationship and strategic reasons;	All equity investments in HTM Category are made in Associates, Subsidiaries, Joint Ventures and RRBs. These are strategic in nature.
	<ul style="list-style-type: none">Discussion of important policies covering the valuation and accounting of equity holdings in the banking book. This includes the accounting techniques and valuation methodologies used, including key assumptions and practices affecting valuation as well as significant changes in these practices	Accounting and valuation policies for securities held under HTM category are detailed under Schedule 17 para 2.3(ii) of Bank's Annual Report 2022-23.

Quantitative Disclosures

1	Value disclosed in the balance sheet of investments, as well as the fair value of those investments; for quoted securities, a comparison to publicly quoted share values where the share price is materially different from fair value.	₹909.28 Crore																	
2	The types and nature of investments, including the amount that can be classified as:																		
	<table><thead><tr><th>Particulars</th><th>Type</th><th>Book Value (In Crore)</th></tr></thead><tbody><tr><td rowspan="3">Publicly traded</td><td>Subsidiaries</td><td>HTM</td><td>2641.49</td></tr><tr><td>Associate</td><td>AFS</td><td>7810.00</td></tr><tr><td>Others</td><td>HTM</td><td>127.00</td></tr><tr><td>Privately held</td><td>Associates, Subsidiaries, JVs & Others</td><td>HTM</td><td>9328.73</td></tr></tbody></table>	Particulars	Type	Book Value (In Crore)	Publicly traded	Subsidiaries	HTM	2641.49	Associate	AFS	7810.00	Others	HTM	127.00	Privately held	Associates, Subsidiaries, JVs & Others	HTM	9328.73	
Particulars	Type	Book Value (In Crore)																	
Publicly traded	Subsidiaries	HTM	2641.49																
	Associate	AFS	7810.00																
	Others	HTM	127.00																
Privately held	Associates, Subsidiaries, JVs & Others	HTM	9328.73																
3	The cumulative realised gains (losses) arising from sales and liquidations in the reporting period	Nil																	
4	Total unrealised gains (losses) ¹³	₹164.01 Crore (Unrealised loss)																	
5	Total latent revaluation gains (losses) ¹⁴	₹3502.58 Crore (MTM Gain)																	
6	Any amounts of the above included in Tier 1 and/or Tier 2 capital	₹84.80 Crore																	
7	Capital requirements broken down by appropriate equity groupings, consistent with the bank's methodology, as well as the aggregate amounts and the type of equity investments subject to any supervisory transition or grandfathering provisions regarding regulatory capital requirements	₹45.70 Crore																	

13 Unrealised gains (losses) recognised through the profit and loss account.

14 Unrealised gains (losses) not recognised either in the balance sheet or through the profit and loss account.

DF-17: COMPARISON OF ACCOUNTING ASSETS VS. LEVERAGE RATIO EXPOSURE MEASURE

As on 31.03.2023

ITEM	₹ (In Million)
1 Total consolidated assets as per published financial statements	5,95,44,183.17
2 Adjustment for investments in banking, financial, insurance or commercial entities that are consolidated for accounting purposes but outside the scope of regulatory consolidation	-33,29,052.33
3 Adjustment for fiduciary assets recognised on the balance sheet pursuant to the operative accounting framework but excluded from the leverage ratio exposure measure	0.00
4 Adjustments for derivative financial instruments	4,37,572.75
5 Adjustment for securities financing transactions (i.e. repos and similar secured lending)	11,553.60
6 Adjustment for off-balance sheet items (i.e. conversion to credit equivalent amounts of off-balance sheet exposures)	53,25,977.76
7 Other adjustments	-1,55,373.54
8 Leverage ratio exposure (State Bank Group)	6,18,34,861.41

DF-18: LEVERAGE RATIO COMMON DISCLOSURE TEMPLATE

As on 31.03.2023

ITEM	(₹ in Million)
On balance sheet exposures	
1 On-balance sheet items (excluding derivatives and SFTs, but including collateral)	5,62,15,130.84
2 (Asset amounts deducted in determining Basel III Tier 1 capital)	-1,55,373.54
3 Total on-balance sheet exposures (excluding derivatives and SFTs) (sum of lines 1 and 2)	5,60,59,757.30
Derivatives exposures	
4 Replacement cost associated with all derivatives transactions (i.e. net of eligible cash variation margin)	1,85,617.47
5 Add-on amounts for PFE associated with all derivatives transactions	2,51,955.28
6 Gross-up for derivatives collateral provided where deducted from the balance sheet assets pursuant to the operative accounting framework	0.00
7 (Deductions of receivables assets for cash variation margin provided in derivatives transactions)	0.00
8 (Exempted CCP leg of client-cleared trade exposures)	0.00
9 Adjusted effective notional amount of written credit derivatives	0.00
10 (Adjusted effective notional offsets and add-on deductions for written credit derivatives)	0.00
11 Total derivative exposures (sum of lines 4 to 10)	4,37,572.75
Securities financing transaction exposure	
12 Gross SFT assets (with no recognition of netting), after adjusting for sale accounting transactions	11,553.60
13 (Netted amounts of cash payables and cash receivables of gross SFT assets)	0.00
14 CCR exposure for SFT assets	0.00
15 Agent transaction exposures	0.00
16 Total securities financing transaction exposures (sum of lines 12 to 15)	11,553.60
Other off balance sheet exposures	
17 Off-balance sheet exposure at gross notional amount	1,32,56,329.55
18 (Adjustments for conversion to credit equivalent amounts)	-79,30,351.79
19 Off-balance sheet items (sum of lines 17 and 18)	53,25,977.76
Capital and total exposures	
20 Tier 1 capital	36,16,656.81
21 Total exposures (sum of lines 3,11,16 and 19)	6,18,34,861.41
Leverage ratio	
22 Basel III leverage ratio (%) (State Bank Group)	5.85%

Pillar 3 Disclosures

DF- GR: Additional Disclosures on Group Risk

As on 31.03.2023

Qualitative Disclosure

In respect of Group entities *

[Overseas Banking entities and Non-Banking entities]

General Description on	
Corporate Governance Practices	All Group entities adhere to good Corporate Governance practices.
Disclosure Practices	All Group entities adhere to / follow good disclosure practices.
Arm's Length Policy in respect of Intra Group Transactions	All Intra-Group transactions within the State Bank Group have been effected on Arm's Length basis, both as to their commercial terms and as to matters such as provision of security.
Common marketing, branding and use of SBI's Symbol	No Group entity has made use of SBI symbol in a manner that may indicate to public that common marketing, branding implies implicit support of SBI to the Group entity.
Details of Financial Support,# if any	No Group entity has provided / received Financial Support from any other entity in the Group.
Adherence to all other covenants of Group Risk Management policy	All covenants of the Group Risk Management Policy have meticulously been complied with by the Group entities.

Intra-group transactions which may lead to the following have been broadly treated as 'Financial Support' #:

- inappropriate transfer of capital or income from one entity to the other in the Group;
- violation of the Arm's Length Policy within which the Group entities are expected to operate;
- adverse impact on the solvency, liquidity and profitability of the individual entities within the Group;
- evasion of capital or other regulatory requirements;
- operation of 'Cross Default Clauses' whereby a default by a related entity on an obligation (whether financial or otherwise) is deemed to trigger a default on itself.

* Entities covered:

BANKING - OVERSEAS	NON - BANKING
SBI Canada Bank	SBI Capital Markets Ltd.
State Bank of India (California)	SBI Cards & Payment Services Ltd.
SBI (Mauritius) Ltd.	SBI DFHI Ltd.
PT Bank SBI Indonesia	SBI Funds Management Ltd.
Commercial Indo Bank LLC, Moscow	SBI General Insurance Company Ltd.
Nepal SBI Bank Ltd.	SBI Global Factors Ltd.
State Bank of India (UK) Ltd.	SBI Life Insurance Co. Ltd.
	SBI Pension Funds Pvt. Ltd.
	SBI-SG Global Securities Services Pvt. Ltd.

Notice

STATE BANK OF INDIA

(Constituted under the State Bank of India Act, 1955)

The 68th Annual General Meeting of Shareholders of the State Bank of India will be held at the "State Bank Auditorium", State Bank Bhavan, Madame Cama Road, Mumbai - 400021 on Tuesday, the 27th June 2023 at 3.00 P.M. The Meeting will be held through Video Conferencing (VC) / Other Audio Visual Means (OAVM) facility to transact the following business:

"To discuss and adopt the Balance Sheet and the Profit and Loss Account of the State Bank of India made up to the 31st day of March 2023, the report of the Central Board on the working and activities of the State Bank of India for the period covered by the Accounts and the Auditor's Report on the Balance Sheet and Accounts."

Corporate Centre,
State Bank Bhavan,
Madame Cama Road

(Dinesh Kumar Khara)
Chairman

Mumbai - 400 021
Date: 20th May 2023

ANNEXURE

General instructions for accessing and participating in the Annual General Meeting through VC / OAVM facility and voting through electronic means including remote e-voting

1. Pursuant to the General Circular No. 14/2020 dated April 08, 2020, issued by the Ministry of Corporate Affairs followed by General Circular No. 20/2020 dated May 05, 2020 and General Circular No. 02/2021 dated January 13, 2021 and the General Circular No.: 21/2021 dated December 14, 2021 and the General Circular No.: 02/2022 dated May 05, 2022 and General Circular No. 10/2022 dated December 28, 2022, ("MCA Circulars"), Annual General Meeting (AGM) can be conducted through Video Conferencing (VC) or Other Audio Visual Means (OAVM). Accordingly, physical attendance of the Shareholders at venue is not required. The Central Board of the Bank has decided to adopt the above guidelines issued by MCA in conducting Annual General Meeting of the Bank. Hence, Shareholders can attend and participate in the ensuing Annual General Meeting through VC / OAVM, which may not require physical presence of shareholders at a common venue. The deemed venue for the meeting shall be State Bank Auditorium, Corporate Centre of the Bank.
2. In view of the VC facility being provided to the shareholders of the Bank, the facility to appoint proxy to attend and cast vote for the shareholders as provided in Regulation 34 of SBI General Regulations, 1955 is not available for this Annual General Meeting. However, the shareholders being Body Corporates are entitled to appoint authorised representatives as provided in Regulation 32 and 33 of SBI General Regulations, 1955 to attend the Annual General Meeting through VC / OAVM and participate thereat and cast their votes through e-voting.
3. The Shareholders can join the Annual General Meeting in the VC / OAVM mode 30 minutes before and after the scheduled time of the commencement of the Meeting by following the procedure mentioned in the Notice. The facility of participation at the Annual General Meeting through VC / OAVM will be made available for at least 1000 members on first come first served basis. This will not include large Shareholders (Shareholders holding 2% or more shareholding), Promoters, Institutional Investors, Directors, Key Managerial Personnel, the Chairpersons of the Audit Committee, Nomination and Remuneration Committee and Stakeholders Relationship Committee, Auditors etc. who are allowed to attend the Annual General Meeting without restriction on account of first come first served basis.
4. The attendance of the Shareholder attending the Annual General Meeting through VC / OAVM will be counted for the purpose of reckoning the quorum under Regulation 24 of SBI General Regulations, 1955.
5. Pursuant to the provisions Regulation 44 of SEBI (Listing Obligations & Disclosure Requirements) Regulations 2015 (as amended) read with Section 108 of the Companies Act, 2013 read with Rule 20 of the Companies (Management and Administration) Rules 2014, (as amended), and the MCA Circulars, the Bank is providing facility of remote e-voting to its Shareholders in respect of the business to be transacted at the Annual General Meeting. Shareholder will be provided with a facility to attend the AGM through video conferencing platform provided by National Securities Depository Limited (NSDL). The facility of casting votes by a member using remote e-voting system as well as venue voting on 27th June 2023 the date of the Annual General Meeting will be provided by National Securities Depository Limited (NSDL).
6. In line with the Ministry of Corporate Affairs (MCA) Circular No. 17/2020 dated April 13, 2020, the Notice convening the Annual General Meeting has been uploaded on the website of the Bank at www.sbi.co.in. The Notice can also be accessed from the websites of the Stock Exchanges i.e. BSE Limited (BSE) and National Stock Exchange of India Limited (NSE) at www.bseindia.com and www.nseindia.com respectively and the Annual General Meeting Notice is also available on the website of National Securities Depository Limited (NSDL) (agency for providing the remote e-voting facility) i.e. <https://www.evoting.nsdl.com/>
7. Annual General Meeting has been convened through VC / OAVM in compliance with applicable provisions of the Companies Act, 2013 read with MCA Circulars and SEBI Circular No. SEBI/HO/CFD/CMD1/CIR/P/2020/79 dated 12th May 2020,

8. In terms of Regulation 7 of SBI General Regulations, 1955, in case of joint holders, the person whose name appears first as per the Register of Shareholders of the Bank will be entitled to vote at the Annual General Meeting provided the votes are not already cast through remote e-voting.
9. Members who opt to be present through VC and who do not cast their vote through remote e-voting on a particular resolution will be allowed to vote through e-voting at the Annual General Meeting for that particular resolution.

INSTRUCTIONS FOR MEMBERS FOR REMOTE E-VOTING ARE AS GIVEN BELOW:

- **The remote e-voting period commences on 22nd June 2023 at 10.00 AM IST and ends on 26th June 2023 at 05:00 PM IST. The remote e-voting module shall be disabled by National Securities Depository Limited (NSDL) for voting thereafter. Once the vote is cast by the Shareholder, the Shareholder shall not be allowed to change it subsequently.**
- **During the above period, Shareholders of the Bank, holding shares either in physical form or in dematerialized form as on the cut-off date as provided in Regulation 31 of SBI General Regulations, 1955 may cast their vote by remote e-voting.**
- Shareholders holding multiple folios / demat account shall choose the voting process separately for each folio / demat account.
- The portal will close as aforesaid, and the facility will be disabled immediately upon closure.
- The Bank has appointed Parikh & Associates, Company Secretaries, as the Scrutinizer to ensure that the e-voting process is conducted in a fair and transparent manner.
- Shareholders acquiring shares between the cut-off date for E-voting and cut-off date for dispatch of the Notice for 68th AGM / Annual Report 2022-23 and have registered their e-mail IDs with their respective DP, shall be sent communication by the Registrar and Transfer Agent of the Bank, for attending the AGM. Such shareholders may also visit Bank's website to get the details.

How do I vote electronically using NSDL e-Voting system?

The way to vote electronically on NSDL e-Voting system consists of "Two Steps" which are mentioned below:

Step 1: Access to NSDL e-Voting system

A) **Login method for e-Voting and joining virtual meeting for Individual shareholders holding securities in demat mode**

In terms of SEBI circular dated December 9, 2020 on e-Voting facility provided by Listed Companies, Individual Shareholders holding securities in demat mode are allowed to vote through their demat account maintained with Depositories and Depository Participants. Shareholders are advised to update their mobile number and email Id in their demat accounts in order to access e-Voting facility.

Login method for Individual Shareholders holding securities in demat mode is given below:

Type of shareholders	Login Method
Individual Shareholders holding securities in demat mode with NSDL.	<ol style="list-style-type: none"> 1. Existing IDEAS user can visit the e-Services website of NSDL Viz. https://eservices.nsdl.com either on a Personal Computer or on a mobile. On the e-Services home page click on the "Beneficial Owner" icon under "Login" which is available under 'IDEAS' section , this will prompt you to enter your existing User ID and Password. After successful authentication, you will be able to see e-Voting services under 'Value Added Services' Click on "Access to e-Voting" under e-Voting services and you will be able to see e-Voting page. Click on Company name i.e. State Bank of India or e-Voting service provider i.e. NSDL and you will be re-directed to e-Voting website of NSDL for casting your vote during the remote e-Voting period or joining virtual meeting & voting during the meeting. 2. If you are not registered for IDEAS e-Services, option to register is available at https://eservices.nsdl.com. Select "Register Online for IDEAS Portal" or click at https://eservices.nsdl.com/SecureWeb/IdeasDirectReg.jsp

Type of shareholders	Login Method
	<ol style="list-style-type: none"> 3. Visit the e-Voting website of NSDL. Open web browser by typing the following URL: https://www.evoting.nsdl.com/ either on a Personal Computer or on a mobile. Once the home page of e-Voting system is launched, click on the icon "Login" which is available under 'Shareholder/Member' section. A new screen will open. You will have to enter your User ID (i.e. your sixteen digit demat account number held with NSDL), Password/OTP and a Verification Code as shown on the screen. After successful authentication, you will be redirected to NSDL Depository site wherein you can see e-Voting page. Click on Company name i.e. State Bank of India or e-Voting service provider i.e. NSDL and you will be redirected to e-Voting website of NSDL for casting your vote during the remote e-Voting period or joining virtual meeting & voting during the meeting. 4. Shareholders/Members can also download NSDL Mobile App "NSDL Speede" facility by scanning the QR code for seamless voting experience.
Individual Shareholders holding securities in demat mode with CDSL	<ol style="list-style-type: none"> 1. Users who have opted for CDSL Easi / Easiest facility, can login through their existing user id and password. Option will be made available to reach e-Voting page without any further authentication. The users to login Easi /Easiest are requested to visit CDSL website www.cdslindia.com and click on login icon & New System Myeasi Tab and then user your existing my easi username & password. 2. After successful login, the Easi / Easiest user will be able to see the e-Voting option for eligible companies where the evoting is in progress as per the information provided by the Bank. On clicking the evoting option, the user will be able to see e-Voting page of the e-Voting service provider for casting vote during the remote e-Voting period or joining virtual meeting & voting during the meeting. Additionally, there is also links provided to access the system of all e-Voting Service Providers, so that the user can visit the e-Voting service providers' website directly. 3. If the user is not registered for Easi/Easiest, option to register is available at CDSL website www.cdslindia.com and click on login & New System Myeasi Tab and then click on registration option. 4. Alternatively, the user can directly access e-Voting page by providing Demat Account Number and PAN No. from a e-Voting link available on www.cdslindia.com home page. The system will authenticate the user by sending OTP on registered Mobile & Email as recorded in the Demat Account. After successful authentication, user will be able to see the e-Voting option where the evoting is in progress and also able to directly access the system of all e-Voting Service Providers.
Individual Shareholders (holding securities in demat mode) login through their depository participants	<p>You can also login using the login credentials of your demat account through your Depository Participant registered with NSDL/CDSL for e-Voting facility. upon logging in, you will be able to see e-Voting option. Click on e-Voting option, you will be redirected to NSDL/CDSL Depository site after successful authentication, wherein you can see e-Voting feature. Click on Company name i.e. State Bank of India or e-Voting service provider i.e. NSDL and you will be redirected to e-Voting website of NSDL for casting your vote during the remote e-Voting period or joining virtual meeting & voting during the meeting.</p>

Important note: Members who are unable to retrieve User ID/ Password are advised to use Forget User ID and Forget Password option available at abovementioned website.

Helpdesk for Individual Shareholders holding securities in demat mode for any technical issues related to login through Depository i.e. NSDL and CDSL

Login type	Helpdesk details
Individual Shareholders holding securities in demat mode with NSDL	Members facing any technical issue in login can contact NSDL helpdesk by sending a request at evoting@nsdl.co.in or call at 022 - 4886 7000 and 022 - 2499 7000
Individual Shareholders holding securities in demat mode with CDSL	Members facing any technical issue in login can contact CDSL helpdesk by sending a request at helpdesk.evoting@cdslindia.com or contact at toll free no. 1800 22 55 33

B) Login Method for e-Voting and joining virtual meeting for shareholders other than Individual Shareholders holding securities in demat mode and shareholders holding securities in physical mode

How to Log-in to NSDL e-Voting website?

1. Visit the e-Voting website of NSDL. Open web browser by typing the following URL: <https://www.evoting.nsdl.com/> either on a Personal Computer or on a mobile.
2. Once the home page of e-Voting system is launched, click on the icon "Login" which is available under 'Shareholder/Member' section.
3. A new screen will open. You will have to enter your User ID, your Password/OTP and a Verification Code as shown on the screen.

Alternatively, if you are registered for NSDL eservices i.e. IDEAS, you can log-in at <https://eservices.nsdl.com/> with your existing IDEAS login. Once you log-in to NSDL eservices after using your log-in credentials, click on e-Voting and you can proceed to Step 2 i.e. Cast your vote electronically.

4. Your User ID details are given below :

Manner of holding shares i.e. Demat (NSDL or CDSL) or Physical	Your User ID is:
a) For Members who hold shares in demat account with NSDL	8 Character DP ID followed by 8 Digit Client ID For example if your DP ID is IN300*** and Client ID is 12***** then your user ID is IN300***12*****.
b) For Members who hold shares in demat account with CDSL	16 Digit Beneficiary ID For example if your Beneficiary ID is 12***** then your user ID is 12*****.
c) For Members holding shares in Physical Form	EVEN Number followed by Folio Number registered with the State Bank of India For example if folio number is 001*** and EVEN is 101456 then user ID is 101456001***.

5. Password details for shareholders other than Individual Shareholders are given below:
 - a) If you are already registered for e-Voting, then you can use your existing password to login and cast your vote.
 - b) If you are using NSDL e-Voting system for the first time, you will need to retrieve the 'initial password' which was communicated to you. Once you retrieve your 'initial password', you need to enter the 'initial password' and the system will force you to change your password.
 - c) How to retrieve your 'initial password'?
 - (i) If your email ID is registered in your demat account or with the Company i.e. State Bank of India, your 'initial password' is communicated to you on your email ID. Trace the email sent to you from NSDL from your mailbox. Open the email and open the attachment i.e. a .pdf file. Open the .pdf file. The password to open the .pdf file is your 8 digit client ID for NSDL account, last 8 digits of client ID for CDSL account or folio number for shares held in physical form. The .pdf file contains your 'User ID' and your 'initial password'.
 - (ii) If your email ID is not registered, please follow steps mentioned below in **process for those shareholders whose email ids are not registered.**
6. If you are unable to retrieve or have not received the "Initial password" or have forgotten your password:
 - a) Click on "**Forgot User Details/Password?**" (If you are holding shares in your demat account with NSDL or CDSL) option available on www.evoting.nsdl.com.

- b) Physical User Reset Password?" (If you are holding shares in physical mode) option available on www.evoting.nsdl.com.
 - c) If you are still unable to get the password by aforesaid two options, you can send a request at evoting@nsdl.co.in mentioning your demat account number/folio number, your PAN, your name and your registered address etc.
 - d) Members can also use the OTP (One Time Password) based login for casting the votes on the e-Voting system of NSDL.
7. After entering your password, tick on Agree to "Terms and Conditions" by selecting on the check box.
 8. Now, you will have to click on "Login" button.
 9. After you click on the "Login" button, Home page of e-Voting will open.

Step 2: Cast your vote electronically and join General Meeting on NSDL e-Voting system.

How to cast your vote electronically and join General Meeting on NSDL e-Voting system?

1. After successful login at Step 1, you will be able to see all the companies "EVEN" in which you are holding shares and whose voting cycle and General Meeting is in active status.
2. Select "EVEN" of Company i.e. State Bank of India for which you wish to cast your vote during the remote e-Voting period and casting your vote during the General Meeting. For joining virtual meeting, you need to click on "VC/OAVM" link placed under "Join Meeting".
3. Now you are ready for e-Voting as the Voting page opens.
4. Cast your vote by selecting appropriate options i.e. assent or dissent, verify/modify the number of shares for which you wish to cast your vote and click on "Submit" and also "Confirm" when prompted.
5. Upon confirmation, the message "Vote cast successfully" will be displayed.
6. You can also take the printout of the votes cast by you by clicking on the print option on the confirmation page.
7. Once you confirm your vote on the resolution, you will not be allowed to modify your vote.

General Guidelines for Shareholders

1. Institutional shareholders (i.e. other than individuals, HUF, NRI etc.) are required to send scanned copy (PDF/JPG Format) of the relevant Board Resolution/ Authority letter etc. with attested specimen signature of the duly authorized signatory(ies) who are authorized to vote, to the Scrutinizer by e-mail to 'cs@parikhassociates.com' with a copy marked to evoting@nsdl.co.in. Institutional shareholders (i.e. other than individuals, HUF, NRI etc.) can also upload their Board Resolution / Power of Attorney / Authority Letter etc. by clicking on "Upload Board Resolution / Authority Letter" displayed under "e-Voting" tab in their login.
2. It is strongly recommended not to share your password with any other person and take utmost care to keep your password confidential. Login to the e-voting website will be disabled upon five unsuccessful attempts to key in the correct password. In such an event, you will need to go through the "Forgot User Details/Password?" or "Physical User Reset Password?" option available on www.evoting.nsdl.com to reset the password.
3. In case of any queries, you may refer the Frequently Asked Questions (FAQs) for Shareholders and e-voting user manual for Shareholders available at the download section of www.evoting.nsdl.com or call on.: 022 - 4886 7000 and 022 - 2499 7000 or send a request to Ms. Pallavi Mhatre, Senior Manager, NSDL, TradeWorld, 'A'Wing, 4th Floor, Kamala Mills Compound, Senapati Bapat Marg, Lower Parel, Mumbai - 400 013 at evoting@nsdl.co.in or call on 022 - 4886 7000 and 022 - 2499 7000.

Process for those shareholders whose email ids are not registered with the depositories for procuring user id and password and registration of email ids for e-voting for the resolutions set out in this notice:

1. In case shares are held in physical mode, please provide Folio No., Name of shareholder, scanned copy of the share certificate (front and back), PAN (self attested scanned copy of PAN card), AADHAR (self attested scanned copy of Aadhar Card) by email to: investor.complaints@sbi.co.in
2. In case shares are held in demat mode, please provide DPID-CLID (16 digit DPID + CLID or 16 digit beneficiary ID), Name, client master or copy of Consolidated Account statement, PAN (self attested scanned copy of PAN card), AADHAR (self attested scanned copy of Aadhar Card) to: investor.complaints@sbi.co.in If you are an Individual Shareholder holding securities in demat mode, you are requested to refer to the login method given above, i.e. Login method for e-voting - Applicable only for Individual members holding securities in Demat.
3. Alternatively, shareholders / members may send a request to evoting@nsdl.co.in for procuring user id and password for e-voting by providing above mentioned documents.
4. In terms of SEBI circular dated December 9, 2020 on e-Voting facility provided by Listed Companies, Individual Shareholders holding securities in demat mode are allowed to vote through their demat account maintained with Depositories and Depository Participants. Shareholders are required to update their mobile number and email id correctly in their demat account in order to access e-voting facility.

INSTRUCTIONS FOR MEMBERS FOR e-VOTING ON THE DAY OF THE ANNUAL GENERAL MEETING ARE AS UNDER:

1. The procedure for e-Voting on the day of the Annual General Meeting is same as the instructions mentioned above for remote e-voting.
2. Only those Members / Shareholders, who will be present in the Annual General Meeting through VC / OAVM facility and have not casted their vote on the resolutions through remote e-Voting and are otherwise not barred from doing so, shall be eligible to vote through e-Voting system in the Annual General Meeting.
3. Members who have voted through Remote e-Voting will be eligible to attend the Annual General Meeting. However, they will not be eligible to vote at the Annual General Meeting.
4. The details of the person who may be contacted for any grievances connected with the facility for e-Voting on the day of the Annual General Meeting shall be the same person mentioned for Remote e-voting.

INSTRUCTIONS FOR SHAREHOLDERS FOR ATTENDING THE ANNUAL GENERAL MEETING THROUGH VC / OAVM ARE AS UNDER:

1. Shareholder will be provided with a facility to attend the Annual General Meeting through VC / OAVM through the National Securities Depository Limited (NSDL) e-Voting system. Members may access by following the steps mentioned above for access to National Securities Depository Limited (NSDL) e-Voting system. After successful login, you can see link of "VC / OAVM link" placed under "**Join Meeting**" menu against Company name i.e. State Bank of India. You are requested to click on VC / OAVM link placed under Join Meeting menu. The link for VC / OAVM will be available in Shareholder / Member login where the EVEN of State Bank of India will be displayed. Please note that the members who do not have the User ID and Password for e-Voting or have forgotten the User ID and Password may retrieve the same by following the remote e-Voting instructions mentioned in the notice to avoid last minute rush.
2. Members are encouraged to join the Meeting through Laptops for better experience.
3. Further, Members will be required to allow Camera and use Internet with a good speed to avoid any disturbance during the meeting.

4. Please note that participants connecting from Mobile Devices or Tablets or through Laptops connecting via Mobile Hotspot may experience Audio / Video loss due to fluctuation in their respective network. It is therefore recommended to use stable Wi-Fi or LAN Connection to mitigate any kind of aforesaid glitches.
5. Shareholders who would like to express their views / have questions pertaining to the Agenda of the Annual General Meeting may send their questions in advance mentioning their name, demat account number / folio number, email id, mobile number at: investor.complaints@sbi.co.in latest by 22.06.2023 by 01.00 P.M.
6. Those shareholders who have registered themselves as a speaker will only be allowed to express their views / ask questions.

Determination of voting rights - Subject to the provisions contained in Section 11 of the State Bank of India Act, 1955, each shareholder who has been registered as a shareholder for a period of not less than three months prior to the date of a general meeting (i.e. 24.03.2023) shall, at such meeting, have one vote for each fifty shares held by him/her or it.

Every shareholder other than the Central Government entitled to vote as aforesaid who, not being a company is present in person or by proxy or who being a company is present by a duly authorised representative, or by proxy shall have one vote on a show of hands and in case of a poll shall have one vote for each fifty shares held by him or it for the whole period of three months prior to the date of such meeting. i.e. 24.03.2023.

The duly authorized person representing the Central Government shall have one vote on a show of hands and, in case of a poll, shall have one vote for each fifty shares held by it for the whole period of three months prior to the date of such meeting. i.e. 24.03.2023.

The Scrutinizers shall, immediately after the conclusion of voting at the Annual General Meeting, first count the votes cast during the Annual General Meeting, thereafter unblock the votes cast through remote e-voting and make, not later than two working days of conclusion of the Annual General Meeting, a consolidated Scrutinizer's Report of the total votes cast in favour of or against, if any, and submit to the Chairman or a person authorised by him in writing, who shall countersign the same.

The result declared along with the Scrutinizer's Report shall be placed on the Bank's website www.sbi.co.in and on the website of National Securities Depository Limited (NSDL): <https://www.evoting.nsdl.com/> immediately. The Bank shall simultaneously forward the results to National Stock Exchange of India Limited and BSE Limited, where the shares of the Bank are listed.

Corporate Centre,
State Bank Bhavan,
Madame Cama Road

Mumbai - 400 021
Date: 20th May 2023

(Dinesh Kumar Khara)
Chairman

Green Initiative

Dear Shareholder,

Green Initiative in Corporate Governance

In accordance with SEBI guidelines, we are issuing Annual Report in electronic form to those shareholders whose e-mail addresses are available.

Your Bank invites you to participate in the Green Initiative by enabling the Bank to communicate with you through electronic mode i.e. e-mail. It will not only contribute to conservation of environment, but also bring in better efficiency in communication by obviating transit delays and losses. We request you to join us in this initiative by updating your email ID with your Depository Participant, if your shareholding is in demat form. Shareholders holding shares in physical form shall have to send their updated information / changes to the Registrar & Transfer Agent (RTA), M/s Alankit Assignments Ltd. through email to sbi.igr@alankit.com

Further, while most of you hold shares of your Bank in demat form, some of you are still retaining the shares in physical form. SEBI has banned transfer of securities in physical form w.e.f. 01.04.2019. The Shares held by you in physical form can be easily dematerialised i.e converted into electronic form. The various benefits derived out of dematerialisation of shares are:-

- Immediate transfer of securities.
- Reduction in risks associated with holding securities in paper form such as theft, damage due to fire, wear & tear, fake / forged securities etc.
- Change in address recorded with DP gets registered electronically with all companies in which investor holds securities
- Eliminating the need of correspondence with each Company separately.
- Transmission of securities is done by DP eliminating correspondence with each Company
- Holding investments in equity, debt instruments and Government securities in a single account.
- Automatic credit into demat account, of shares, arising out of bonus/ split/ consolidation/ merger etc;

If you are holding shares in physical form, please approach any Depository Participant (DP) (like SBICAP Securities Limited, phone no-022-68545555, email- helpdesk@sbicapsec.com) of your choice for opening the Demat account. Fill in a Demat Request Form (DRF) and handover the shares certificate(s) of face value of ₹1 to your DP for forwarding the same to Bank's RTA for Dematerialisation. Shares will get converted into electronic form and will automatically be credited to your Demat Account.

If you are receiving dividend by way of dividend warrant, you are requested to furnish/ update bank account details with DP/ RTA, as the case may be, to receive dividend directly in your bank account.

We are sure that you will appreciate the "Green Initiative" taken by your Bank and hope that you will enthusiastically participate in the effort.

Kind Attention of shareholders is brought to Section 38A of the State Bank of India Act, 1955 inserted with effect from 15.09.2010 by the State Bank of India (Amendment) Act, 2010. As per the said section, a dividend declared by the State Bank of India which has not been paid to a shareholder or claimed by any eligible shareholder, within thirty days from the date of declaration shall be transferred to a special account called as "unpaid dividend account". Further, all unpaid dividend amount of period prior to the above amendment was already transferred to the said "unpaid dividend account." Any money transferred to the unpaid dividend account of the State Bank of India as above which remains unpaid or unclaimed for a period of seven years from the date of such transfer shall be transferred by the Bank to the Investor Education and Protection Fund established under Section 125 of the Companies Act, 2013, for being utilised for the purpose and in the manner specified in that section. In view of the above, shareholders are requested to ensure that unclaimed / unpaid dividend if any, is claimed without any delay.

APPEAL TO ALL SBI SHAREHOLDERS

All the shareholders holding equity Shares of SBI in physical form are requested to update the following details and submit it by registered/speed post to our RTA at the following address:
M/s Alankit Assignments Limited (AAL), 205-208, Anarkali Complex, Jhandewalan Extension, New Delhi – 110055.
Phone No.: 7290071335, e-mail: sbi.igr@alankit.com.

FORM ISR - 1

(Circulated vide. SEBI circular No. SEBI/HO/MIRSD/MIRSD_RTAMB/P/CIR/2021/655 dated November 03, 2021 on Common and Simplified Norms for processing investor's service request by RTAs and norms for furnishing PAN, KYC details and Nomination)

REQUEST FOR REGISTERING PAN, KYC DETAILS OR CHANGES / UPDATION THEREOF

[For Securities (Shares / Debentures / Bonds, etc.) of listed companies held in physical form]

Date: ___ / ___ / _____

A. I / We request you to Register / Change / Update the following (Tick ✓ relevant box)

PAN	Postal Address
Bank Details	E-mail Address
Signature	Mobile Number
Demat Account Details	

B. Security Details:

Name of the Issuer Company	State Bank of India	Folio No:
Name(s) of the Security holder(s) as per the Certificate(s)	1.	
	2.	
	3.	
Number & Face value of securities	No :	Face Value:
Distinctive number of securities	From	To

C. I / We are submitting documents as per Table below (tick ✓ as relevant, refer to the instructions):

✓ Document / Information / Details	Instruction / Remark
1 PAN of (all) the (joint) holder(s)	
PAN	<input type="text"/> <input type="text"/> <input type="text"/> <input type="text"/> <input type="text"/> <input type="text"/> <input type="text"/> <input type="text"/> <input type="text"/> <input type="text"/>
Whether it is Valid (linked to Aadhaar):	PAN shall be valid only if it is linked to Aadhaar by March 31, 2022*
<input type="checkbox"/> Yes	
<input type="checkbox"/> No	
2 Demat Account Number	<input type="text"/> <input type="text"/> <input type="text"/> <input type="text"/> <input type="text"/> <input type="text"/> <input type="text"/> <input type="text"/> <input type="text"/> <input type="text"/> <input type="text"/> <input type="text"/> <input type="text"/> <input type="text"/> <input type="text"/>
	Also provide Client Master List (CML) of your Demat Account, provided by the Depository Participant.

✓	Document / Information / Details	Instruction / Remark
3	Proof of Address of the first holder	<p>Provide any one of the documents, only if there is change in the address.</p> <ul style="list-style-type: none"> • Client Master List (CML) of your Demat Account, provided by the Depository Participant • Valid Passport/ Ration Card/ Registered Lease or Sale Agreement of Residence / Driving License / Flat Maintenance bill. • Utility bills like Telephone Bill (only land line), Electricity bill or Gas bill - Not more than 3 months old. • Identity card / document with address, issued by any of the following: Central/State Government and its Departments, Statutory / Regulatory Authorities, Public Sector Undertakings, Scheduled Commercial Banks, Public Financial Institutions. • For FII / sub account, Power of Attorney given by FII / sub-account to the Custodians (which are duly notarised and / or apostilled or consularised) that gives the registered address should be taken. • The proof of address in the name of the spouse
4	Bank details	<p>Provide the copy of the bank statement with details of bank name, branch, account number and IFS Code or copy of cheque leaf.</p> <p>Alternatively, Bank details available in the CML will be updated in the folio.</p>
5	E-mail address	<p>Alternatively, the e-mail address available in the CML will be updated in the folio</p>
6	Mobile Number	<p>Alternatively, the mobile number available in the CML will be updated in the folio</p>
7	Specimen Signature	<ul style="list-style-type: none"> • Provide banker's attestation of the signature of the holder(s) as per Form ISR – 2 in SEBI circular SEBI/HO/MIRSD/MIRSDRTAMB/P/CIR/2021/655 dated 03rd November 2021) and • Original cancelled cheque
8	Nomination**	<ul style="list-style-type: none"> • Providing Nomination: Please submit the duly filled up Nomination Form (SH-13) or Declaration to Opt out of Nomination' as per Form ISR-3, in SEBI circular SEBI/HO/MIRSD/MIRSDRTAMB/P/CIR/2021/655 dated 03rd November 2021 • Change in Existing Nomination: Please use Form SH-14 in SEBI circular SEBI/HO/MIRSD/MIRSDRTAMB/P/CIR/2021/655 • Cancellation of Existing Nomination: Please use Form SH-14 and Form ISR – 3

* or any date as may be specified by the CBDT

** Nomination (Form SH-13 or SH-14) / 'Declaration to Opt-Out of nomination' (Form ISR – 3), has to furnished by the holder(s) separately for each listed company.

Mode of submission of documents to the RTA

Please use any one of the following mode;

1. In Person Verification (IPV): by producing the originals to the authorised person of the RTA, who will retain copy(ies) of the document(s)
2. In hard copy: by furnishing self-attested photocopy(ies) of the relevant document, with date
3. Through e-mail address already registered with the RTA, with e-sign of scanned copies of documents
4. Service portal of the RTA with e-sign with scanned copies of documents, if the RTA is providing such facility

Note

- It is mandatory for holders of physical securities in listed company to furnish PAN, full KYC details (address proof, bank details, e-mail address, mobile number) and Nomination (for all the eligible folios).
- Upon receipt or up-dation of bank details, the RTA automatically, pay electronically, all the moneys of / payments to the holder that were previous unclaimed / unsuccessful.
- RTA shall update the folio with PAN, KYC details and Nominee, within seven working days of its receipt. However, cancellation of nomination, shall take effect from the date on which this intimation is received by the company / RTA.
- RTA shall not insist on Affidavits or Attestation / Notarisation or indemnity for registering / up-dating / changing PAN, KYC details and Nomination.
- All the forms namely ISR-1, ISR-2, ISR-3, SH-13, SH-14 can be downloaded from Bank's website through the link <https://bank.sbi/web/investor-relations/share-holder-bond-holder-information>

Authorisation: I / We authorise you (RTA) to update the above PAN and KYC details in my / our folio (s) _____, _____, in which I / We are the holder(s) (strike off what is not applicable).

Declaration: All the above facts stated are true and correct.

	Holder 1	Holder 2	Holder 3
Signature	✓	✓	✓
Name	✓	✓	✓
Full Postal address	✓		
PIN	✓ <input type="text"/> <input type="text"/> <input type="text"/> <input type="text"/> <input type="text"/> <input type="text"/>		

Form ISR - 2

(see circular No. SEBI/HO/MIRSD/MIRSD_RTAMB/P/CIR/2021/655 dated 03rd November 2021 on Common and Simplified Norms for processing investor's service request by RTAs and norms for furnishing PAN, KYC details and Nomination)

Confirmation of Signature of securities holder by the Banker

1. Bank Name and Branch

2. Bank contact details

Postal Address

Phone number

E-mail address

3. Bank Account number

4. Account opening date

5. Account holder(s) name(s) 1)

2)

3)


6. Latest photograph of the account holder(s)



1st Holder



2nd Holder



3rd Holder

7. Account holder(s) details as per Bank Records

a) Address :


b) Phone number :

c) Email address :

d) Signature(s) :



Seal of the Bank



Signature verified as recorded with the Bank



(Signature)

Name of the Bank Manager :

Place:

Employee Code :

Date:

E-mail address :

Form No. SH-13 Nomination Form

[Pursuant to section 72 of the Companies Act, 2013 and rule 19(1) of the Companies
(Share Capital and Debentures) Rules 2014] To

Name of the company:

Address of the company:

I/We the holder(s) of the securities particulars of which are given hereunder wish to make nomination and do hereby nominate the following persons in whom shall vest, all the rights in respect of such securities in the event of my/our death.

(1) PARTICULARS OF THE SECURITIES (in respect of which nomination is being made)

Nature of securities	Folio No.	No. of securities	Certificate No.	Distinctive No.

(2) PARTICULARS OF NOMINEE/S –

(a) Name :

(b) Date of Birth :

(c) Father's/Mother's/Spouse's name :

(d) Occupation :

(e) Nationality :

(f) Address :

For urgent attention of our Shareholders –

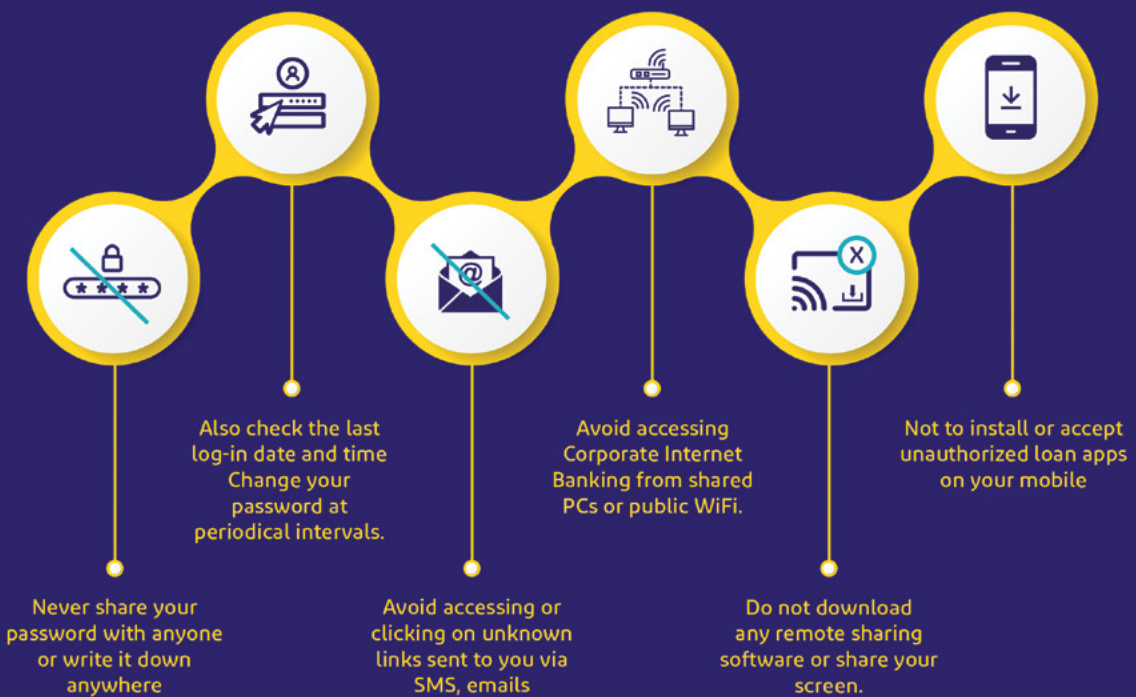
- SEBI has mandated that transfer/sale of securities held in physical form shall not be processed unless the same are held in the dematerialised form with a depository. This implies that shareholders will not be able to transfer/sell the shares held in physical form. Such shareholders are requested to dematerialise their shares at the earliest to avoid risk as well as reap the multiple benefits of dematerialisation.
- Please also note that the ₹1 face value share certificate was sent to concerned physical shareholders pursuant to stock split by the Bank on 22.11.2014 and to erstwhile Associate Banks physical shareholders in April 2017, upon merger of these Banks with SBI. The same is required/valid for dematerialisation. In case, Re.1 face value share certificate is not available, please contact Bank's RTA.
- Physical shareholders are also requested to update, detail of PAN, KYC including E-MAIL, CONTACT No., BANK ACCOUNT and NOMINATION, by submitting forms ISR-1, ISR-2 and SH-13 to Bank's RTA whose address is given hereinabove, latest by September 30, 2023, to avoid freezing of your shares thereafter as per SEBI guidelines.** Demat shareholders are requested to update the same with their DP.
- As you might be aware that dividend which remains unclaimed for seven years, is required to be transferred to IEPF, therefore, please claim your dividend by sending claim to Bank's RTA, if unpaid, for the period from FY2016 onwards (Note: SBI has not declared any dividend during the FYs 2017-18, 2018-19 and 2019-20). For earlier periods, same may be claimed from IEPF, as the unclaimed dividends of earlier periods has been transferred to IEPF.

Route Map to Venue of AGM

Venue: "SBI Auditorium", State Bank Bhavan,
Madame Cama Road, Nariman Point,
Mumbai-400021 (Maharashtra)
Distance from Churchgate Station : 0.95 km
Distance from Chhatrapati Shivaji Terminus : 2.20 km



Security Tips





State Bank Bhavan, Corporate Centre, Madame Cama Road,
Mumbai, Maharashtra - 400021, India

bank.sbi



Scan QR Code to download

https://bank.sbi/documents/17826/35696/Annual_Report_2023.pdf